

The Key Volume 8

Product Catalogue





// Stronger Together

Mila is part of the Arran Isle Group which includes Mila businesses across Europe as well as sister companies across the UK & America.



// Quality & Service

These two values have been our guiding principles for over 40 years and remain at the very heart of the business.

In our latest catalogue, The Key 8, you will find a comprehensive range of products including Mila branded suited window & door ranges, high security Approved Document Q compliant products, Secured by Design approved products as well as products ranges from market-leading brands such as Yale & Siegenia.

This catalogue features all of the most important information you will need in an easy to use format; including clear photography, dimensional drawings, jargon-free product information, clear part number tables, along with guarantees & accreditations which are highlighted with recognisable logos & symbols.

You will also find the direct sales phone number on every page so that you can speak directly to a member of our knowledgeable sales team first time.



// Security

We are UKAS accredited to test to PAS24 2016 for security, enabling our customers to meet the stringent requirements of Approved Document Q and Secured by Design.



// Corrosion Resistance

For customers installing our hardware in coastal or high pollution environments, there is absolute reassurance that it has been tested to BS EN1670 2007 in our own salt spray facility.



// Operational Reliability

We always test our products way beyond the cycle and weather testing requirements of BS6375, enabling us to offer market leading guarantees on performance.

Mila Test Centre

Every Mila branded product has been exhaustively tested at our own UKAS accredited test centre.

We also offer formal and indicative testing for customers under the guidance of our expert team.



Contents

1. Introduction

Mila Quality & Service	1-2
Mila Testing & Reliability	3-5
Contents	5-10

2. Window Handles

Window Handle Selection Guide	13-14
Grip Espag Handle	15-16
ProLinea Inline Espag Handle	17-18
ProLinea Curve Espag Handle	19-20
ProStyle Espag Handle	21-22
ProLinea TBT Handle	23-24
ProLinea Smart Spindle	25-26
RM Cockspur Handle	27-28
Notes	29-30

3. Shootbolts & Espags

Shootbolts & Espags Selection Guide	33-34
iDeal Mushroom Espag	35-36
iDeal Offset U-Track Mushroom Espag	37-38
ProLinea Twin Cam Espag	39-40
ProLinea Gearbox & Shootbolt Espag	41-42
ProLinea Twin Cam Espag for Low Handle Heights	43-44

Siegenia Trident Espag	45-46
Yale Rapide	47-48
Yale Encloser	49-50
Yale Shootbolt Espag	51-52
Casement Strikers Selection Guide	53-54
NightSecure Striker Range	55-56
Notes	57-58

4. Friction Hinges

Friction Stay Selection Guide	61-62
iDeal Friction Hinge	63-64
iDeal Egress Hinge	65-66
iDeal Egress Easy-Clean Hinge	67-68
iDeal Restricted Hinge	69-70
Heavy Duty	71-72
Heavy Duty Egress Hinge	73-74
Heavy Duty Egress Easy-Clean Hinge	75-76
Yale Defender Friction Hinge	77-78
Yale Defender Restricted Hinge	79-80
Yale Defender Egress Easy-Clean Hinge	81-82
Yale Standard Friction Hinge	83-84
Notes	85-86

Contents

5. Door Handles

Door Handle Selection Guide	89-92
iDeal Door Handle	93-94
ProLinea Door Handle Pz 92	95-96
ProLinea Door Handle PZ 92/62	97-98
ProStyle Door Handle - Round Lever	99-100
ProStyle Door Handle - Swept Lever	101-102
ProStyle Door Handle - Oval Lever	103-104
ProStyle Door Handle - Heritage Finishes	105-106
Infirm Handle	107-108
SUPA™ Standard Door Handle	109-110
ProSecure Door Handle	111-112
SUPASecure™ Door Handle	113-114
SUPA™ Pull Bar Handle - Inline Lever	115-116
SUPA™ Pull Bar Handle - Offset Lever	117-118
SUPA™ Pull Bar Handle - 'D' Lever	119
SUPA™ Pull Bar Handle - 'V' Lever	120
SUPA™ Pull Bar Handle - Bow Lever	121
SUPA™ Door Knob	122
Yale Conexis	123-126

6. Letterplates

Letterplate Selection Guide	129-130
-----------------------------	---------

ProStyle Letterplate	131-132
SupaStyle™ Letterplate - fire rated	133-134
SupaStyle™ Letterplate	135-136
Welseal Letterplate	137-138
Grand Contoura Letterplate	139-140
PostMaster Letterplate	141-142
SlimMaster Letterplate	143-144
ProLinea Letterplate Cowl	145
SUPA™ Letterplate Cowl	146

7. Door Accessories

Door Accessories Selection Guide	147-148
Door Knocker - Modern Oval	149-150
Door Knocker - Ponytail	151-152
Door Knocker - Georgian Scroll	153
Door Knocker - Victorian Scroll	154
Door Knocker - Victorian Urn	155-156
Door Knocker - Slimline Urn	157-158
Door Knocker - Lions Head	159
Door Knocker - Round Lions Head	160
Door Knocker - Doctor	161
Door Guard	162
Door Knocker - Supa™ Ponytail	163-164

Contents

Letters & Numerals	165-166
--------------------	---------

8. Door Hinges

Door Hinge Selection Guide	169-170
ProSecure Door Hinge	171-174
ProSecure Door Hinge for Composite Doors	175-176
Evolution Door Hinge	177-178
iDeal Flag Hinge	179-180
iDeal Butt Hinge for Composite Doors	181-182
iDeal Butt Hinge - Rebated	183-184
iDeal Butt Hinge - Standard	185-186
Composite Door Hinge Cover Strip	187-188

9. Door Locks

Door Lock Selection Guide	193-200
ProSecure Door Lock - 2 hook, 2 roller for small residential/ French doors	201-202
ProSecure Door Lock - 2 hook, 4 roller for small residential/ French doors	203-204
ProSecure Door Lock - 2 hook, 4 roller for standard residential	205-206
ProSecure Door Lock - Secondary	207-208
ProSecure Door Lock - 2 hook for composite & timber	209-210
LockMaster PLSP143	211-212

LockMaster PLSP143 HK	213-214
LockMaster PLSP45	215-216
LockMaster (PLSP13-2ER) PL13-2ER	217-218
LockMaster PLSP100	219-220
LockMaster PLSP105 (PL105)	221-222
LockMaster PLSP11 (PL11)	223-224
LockMaster PLSP104	225-226
LockMaster Secondary Lock PLSP30 (PL30)	227-228
LockMaster PL85 - Composite Door Lock	229-230
LockMaster PLSP18 (PL18) - for Composite & Timber	231-232
Yale YLKT45-TH20	233-234
KFV AS730	235-236
KFV AS7970	237-238
KFV AS7006	239-240
KFV AS4900	241-242
KFV AS4350	243-244
KFV AS4050	245-246
KFV AS2300	247-248
KFV AS3500 Automatic Lock	249-250
Pin Panic Lock	251-252
Surface Mounted Panic Lock	253-254
Push Button Lock	255-256
iDeal Lockcase Range	257-258

Contents

49PZW Mortice Lock	259-260
Electronic Latch (fail safe & fail secure)	261
iDeal Large Finger Operated Shootbolt	262
iDeal Small Finger Operated Shootbolt	263
iDeal Standard Finger Operated Shootbolt	264
Normal & Reverse Action Shootbolts	265

10. Door Lock Strikers

Strikers - How to Hand Guide	269-270
ProSecure One Piece Striker	271
Yale One Piece Striker	272
Yale 3 Piece Striker Range	273
ProSecure 3 Piece Striker Range	274
Universal Striker Range	276
Universal Shootbolt Striker Range	277
High Security Striker Range	278

11. Packers for Door Hardware

Profile Related Packers	281-286
-------------------------	---------

12. Cylinders

Cylinder Selection Guide	289-292
1 Star Cylinder	293-294
ProLinea 6 Pin - Double Cylinder	295-296

ProLinea 6 Pin - Thumbturn Cylinder	297-298
ProLinea 6 Pin - Half Cylinder	299-300
ProLinea 6 Pin - Paired Alike Cylinder	301-302
ProLinea 6 Pin - Keyed Alike Cylinder	303-304
Yale Platinum Cylinders	305-310
SupaSecure™ Escutcheon	311-312
SupaSecure™ Pull Escutcheon	313-314
SUPA™ Escutcheon	315
SUPA™ Pull Escutcheon	316
ProLinea Door Pull Escutcheon	317
ProLinea Escutcheon	318

13. Patios & Folding Sliding Doors

Patios & Folding Sliding Doors Selection Guide	319-322
ProSecure Patio Handle	323-324
ProLinea Patio Handle	325-326
Tilt & Slide Patio Handle	327-328
PSK160 Patio Gear	329-330
HS Portal Lift & Slide Patio Gear	331-332
FS Portal Plus - Folding Sliding Gear	333-334
Yale Patio Lock 6 Hook	335-336
Yale Patio Lock 4 Hook	337-338
Patio Stops	339
Patio Rollers	340

Contents

14. Enhanced Security & Safety Products	
Enhanced Security & Safety At a Glance	346
Restrictor Catch	347
Restrictor Arm	348
Ventilation Arm	350
iDeal Friction Arm	351
Mila Friction Arm	352
iDeal Casement Hinge Protector	353
Fearless Casement Hinge Protector	354
ProLinea Cable Restrictor	355
Mini Cable Restrictor	356
Mila Sash Block	357
Eurosafe Safety Catch	358
Non-Rout Hinge Protector	360
ProLinea Letterplate Cowl	361
SUPA Stainless Steel Letterplate Cowl	362

15. Stainless Steel Hardware	
Product Selection Guide	366
SUPA™ Door Handle	367-368
Handle	369-370
SUPA™ Inline Pull Bar	371-372
SUPA™ Offset Pull Bar	373-374
SUPA™ D Pull Bar	375

SUPA™ V Pull Bar	376
SUPA™ Bow Pull Bar	377
SUPA™ Door Knob	378
SUPAStyle™ Fire Rated Letterplate	379-380
SUPAStyle™ Letterplate	381-382
SUPA™ Letterplate Cowl	384
SUPA™ Ponytail Door Knocker	385-386
SUPASecure™ Escutcheon	387-388
SUPASecure™ Pull Escutcheon	389-390
SUPA™ Pull Escutcheon	391
SUPA™ Escutcheon	392
SUPA™ Stainless Steel Postcode Finder	393-400

16. Door Locking Systems for Timber Applications	
Door Locking Systems for Timber Applications At A Glance	402
KFV Door Lock - 2 Pin, AS 7370	403-404
KFV Door Lock - 2 pin, AS 4350	405-406
KFV Door Lock - 2 hook, AS 7970	407-408
KFV Secondary Door Lock - AS 7006	409-410
Yale Door Lock - PLSP18	411-412
Siegenia Lift & Slide Patio Gear - HS Portal	413-414
17. TBT	
TBT Selection Guide	417-418
Siegenia Titan AF	419-420

Contents

Siegenia Titan AF PAS24	421-422	Don Carlos Knife	448
Siegenia Titan AF 24+	423-424	Xpert Moon Knife	448
Siegenia Titan AF 24+ PAS24	425-426	Xpert Toolbox Saw	449
		Replacement Blade for Utility Knife	449
		Teflon	450
		Xpert Glass Lifters Range	451-452
		Xpert Glass Thickness Gauge	453
		Digital Angle Finder	454
		Xpert Glazing Shovel	454
18. T Pivots			
Pivot Gear Guide	429-430		
T-Pivot	431-432		
19. Xpert Tools			
Xpert Air Dentist Drill	438		
Xpert Air Screwdriver	439		
Xpert Air Sisal Machine & Mop	440		
Xpert Air Blow Gun	440		
Xpert Orbital Air Sander	441		
Xpert Spare Backing Pads	441		
Xpert High Performance Sanding Pads	442		
Xpert Air Fittings	443		
Xpert Hammer	444		
Xpert Foam Application Gun	445		
Xpert Mastic Gun	445		
Xpert 10-in-1 Multi Purpose Knife	446		
Xpert Chisel Knife	446		
Xpert Mitre Shears - Fixed Blade	447		
Xpert Mitre Shears - Quick Change Blade	447		
		20. Important Information	
		Terms & Conditions of Sale	457-466

WINDOW HANDLES





Choosing Your Window Handle

IDENTIFICATION



Cockspur Handle

This is the most basic type of window handle. The "nose" secures over a wedge on the frame to seal and secure the window.



TBT Handle

A window handle designed specifically for tilt before turn (TBT) or turn-first (TNT) windows. It operates in 3 distinct modes: closed position, tilt position and turn position.



Espag (short for espagnolette) Handle

A window handle that drives a spindle, also known as a pin (which is how we will refer to it throughout this catalogue), to operate an espagnolette or shootbolt locking system. These are the most common type of window handle currently fitted to PVCu windows.



Inline Espag Handle

As it's name suggests, this type of handle design is straight or 'inline'. The advantage this handle gives you is that it fits both left-hand and right-handed windows.

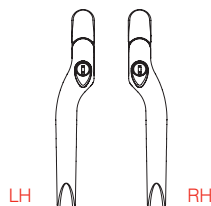


Cranked or Offset Espag Handle

Levers are offset to either the left or right which means that they are handed. See illustrations below and right for how to hand cranked espag handles.



Top hung, viewed internally



Side hung, viewed internally



Lock & Pushing Button (Non-Locking) Espag Handles

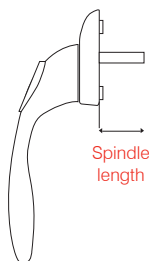
Standard espag handles are push-to-operate and key-to-deadlock. This means that you push the cylinder button to operate the handle and can lock it in the closed position for security. For use on emergency egress windows, or where security is not an issue, non-locking handles are also available.



Spindle/Pin Lengths

The espag handle pin length will be dictated by the profile system fabricated. Consult your profile system manual for details of their recommended pin length.

To measure the pin length of an existing handle, measure from the base of the rose to the end of the pin, shown right. Pin lengths generally range from 9-55mm.



Window Handle Selection Guide



AT A GLANCE PRODUCT MATRIX

		Application: TBT	Application: Cockspur	Application: Espag	Handle Style: Offset	Handle Style: Inline	Handle Type: Egress	Handle Type: Non-locking	Handle Type: Locking	Accreditation: Secured by Design	Guarantee: 5 Year Mechanical	Guarantee: 10 Year Mechanical	Guarantee: 5 Year Surface Finish	Guarantee: 10 Year Surface Finish	Guarantee: 25 Year Surface Finish	Finish: Black	Finish: White	Finish: Smooth Satin Chrome	Finish: Smokey Chrome	Finish: Polished Gold	Finish: Polished Chrome
Page																					
GRIP Trade	15			✓		✓			✓	✓		✓			✓		✓				
ProLinea Inline	17			✓		✓		✓	✓	✓	✓		✓	✓		✓	✓	✓	✓	✓	✓
ProLinea Curve	19			✓	✓			✓	✓	✓	✓		✓	✓		✓	✓	✓	✓	✓	✓
ProStyle	21			✓	✓			✓	✓	✓	✓		✓	✓		✓	✓	✓	✓	✓	✓
ProLinea TBT	23	✓						✓	✓	✓	✓		✓	✓		✓	✓	✓	✓	✓	✓
ProLinea Smart Spindle	25			✓				✓	✓	✓	✓		✓	✓		✓	✓	✓	✓	✓	✓
Repair & Maintenance	27	✓						✓	✓	✓		✓	✓	✓		✓	✓	✓	✓	✓	✓



Grip™ Espag Handle

100% recyclable



PRODUCT INFORMATION

The Grip™ espag handle has been designed for trade and the construction industry

- 60% Less embodied carbon than a zinc window handle
- Meets latest building regulation requirements
- Manufactured from high-strength PolyComposite ABS
- Strength tested to over 60kg, stronger than a zinc handle
- Unique design of pin which provides strength
- Independently tested to 50,000 cycles
- The high-gloss finish & inherent UV stability is independently tested to automotive international standards
- Temperature resistant thermoplastic provides a warm-touch grip
- Never-rust material - 100% corrosion & chemical resistant, suitable for aggressive environments
- 100% Recyclable material & components
- Low carbon footprint - 60% less than our standard zinc espag handle
- The slide & clip screw cap is easy-to-fit & covers the whole of the rose ensuring it does not detach. Patent pending.
- Supplied with fixing screws
- Community registered design: 002453944
- Patented: GB248609613



Slide & clip screw cap covers the whole of the rose

GRIP™ has a carbon footprint which is 60% lower than our standard zinc espag handle

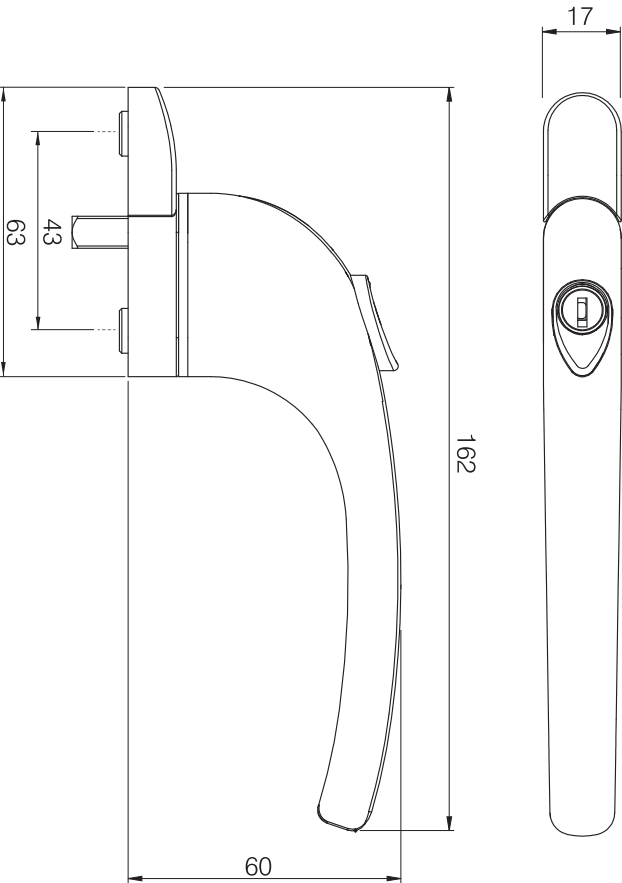
just 0.8kgCO₂e per handle compared with 2.2kgCO₂e

Grip™ Espag Handle

100% recyclable



TECHNICAL DRAWINGS



GUARANTEES



COMPLIANCE



PART NUMBERS

Description	Finish	Pin Length (mm)	Part Number
Grip™ Espag Handle	White	15	563002
Grip™ Espag Handle	White	20	563003
Grip™ Espag Handle	White	30	563006
Grip™ Espag Handle	White	40	563007



ProLinea Inline Espag Handle



PRODUCT INFORMATION



Edge-to-edge
screw cover cap.
Design registered.

- Inline lever with finger grips for optimum comfort when in use
- Unique rose design features colour-matched edge-to-edge screw cover cap for enhanced aesthetics
- 90° stop, concealed within the rose, prevents espag gearbox over stressing
- Ergonomic button assembly for smooth, easy operation
- Manufactured from high performance zinc alloy
- Operational reliability - tested to 50,000 cycles at Mila Test Centre
- Corrosion resistant - salt spray tested to 240 hours (plated finishes) and 480 hours (powder coated finishes)
- Meets the enhanced security requirements of PAS24: 2016
- Suites with other Mila window and door furniture
- Community registered design: 001133300-002
- Suitable for PVCu, aluminium and timber applications

FINISHES



Key plugs
easily transform
locking handles
into push button,
green button or
non-locking &
minimise stock
holding



Polished Gold



Polished Chrome



Smokey Chrome



Smooth Satin Chrome



White



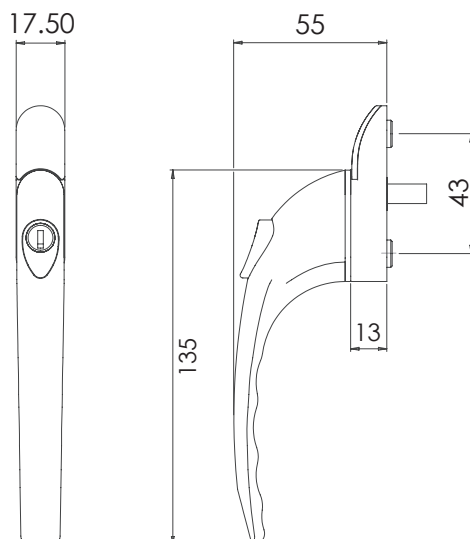
Black

ProLinea Inline Espag Handle

Window
Handles



TECHNICAL DRAWINGS



GUARANTEES



PART NUMBERS

Description	Pin Length (mm)	Polished Gold	Polished Chrome	Smooth Satin Chrome	Smokey Chrome	White	Black
ProLinea Inline Espag Handle	9	581010	581020	581060	581030	581000	581050
ProLinea Inline Espag Handle	12	581011	581021	581061	581031	581001	581051
ProLinea Inline Espag Handle	15	581012	581022	581062	581032	581002	581052
ProLinea Inline Espag Handle	20	581013	581023	581063	581033	581003	581053
ProLinea Inline Espag Handle	25	581015	581025	581065	581035	581005	581055
ProLinea Inline Espag Handle	30	581016	581026	581066	581036	581006	581056
ProLinea Inline Espag Handle	40	581017	581027	581067	581037	581007	581057
ProLinea Inline Espag Handle	55	581018	581028	581068	-	581008	581058
Additional Cover Caps		581891	581892	581896	581893	581890	581895
Accessories	-	Black	Green				
Additional Key x 1	581899	-	-				
Key Plugs x 20		581881	581882				



ProLinea Curve™ Espag Handle



PRODUCT INFORMATION



Edge-to-edge
screw cover
cap

Curved lever
design

- Gently sweeping lever inspired by subtle contours of modern profile systems
- Unique rose design features colour-matched edge-to-edge screw cover cap for enhanced aesthetics
- Left and right handed options
- Ergonomic button design for smooth, easy operation
- Manufactured from high performance zinc alloy (plated) or aluminium (white)
- Operational reliability - independently tested to 50,000 cycles at Mila Test Centre
- Corrosion resistant - salt spray tested to 240 hours (plated finishes) and 480 hours (powder coated finishes)
- Meets the enhanced security requirements of PAS24: 2016
- Suites with other Mila window and door furniture
- Suitable for PVCu, aluminium and timber applications
- Community registered design: 002604843-0001



Key plugs easily transform locking handles into push button, green button or non-locking & minimise stock holding

FINISHES



Polished Gold



Polished Chrome



Smokey Chrome



Smooth Satin Chrome



White



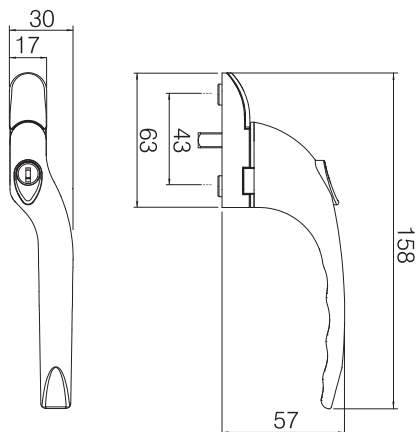
Black

ProLinea Curve™ Espag Handle

Window
Handles



TECHNICAL DRAWINGS



GUARANTEES



PART NUMBERS

Description	Pin Length (mm)	Hand	Polished Gold	Polished Chrome	Smooth Satin Chrome	Smokey Chrome	White	Black
ProLinea Curve Espag Handle	9	Right	561320*	561340	561420	561360	561300	561400
ProLinea Curve Espag Handle	9	Left	561321*	561341*	561421	561361	561301	561401
ProLinea Curve Espag Handle	12	Right	561322	561342	561422	561362*	561302	-
ProLinea Curve Espag Handle	12	Left	561323	561343	561423	561363*	561303	-
ProLinea Curve Espag Handle	15	Right	561324	561344	561424	561364	561304	561404*
ProLinea Curve Espag Handle	15	Left	561325	561345	561425	561365	561305	561405*
ProLinea Curve Espag Handle	20	Right	561326	561346	561426	561366*	561306	561406
ProLinea Curve Espag Handle	20	Left	561327	561347	561427	561367*	561307	561407
ProLinea Curve Espag Handle	25	Right	561330	561350*	561420	561370*	561310	-
ProLinea Curve Espag Handle	25	Left	561331	561351*	561431	561371*	561311	-
ProLinea Curve Espag Handle	30	Right	561332	561352	561432	561372	561312	561412
ProLinea Curve Espag Handle	30	Left	561333	561353	561433	561373	561313	561413
ProLinea Curve Espag Handle	40	Right	561334	561354	561434	561374	561314	561414
ProLinea Curve Espag Handle	40	Left	561335	561355	561435	561375	561315	561415
ProLinea Curve Espag Handle	55	Right	561336	561356	561436	561376	561316	561416*
ProLinea Curve Espag Handle	55	Left	561337	561357	561437	561377	561317	561417*
Description	-	White	Black	Green				
Additional Key x 1	581899	-	-	-				
Key Plugs x 20		581880	581881	581882				

* special order



ProStyle Espag Handle




PRODUCT INFORMATION



- Ergonomic teardrop shaped off-set lever design for optimum comfort when in use
- Left and right handed options
- Unique rose design features colour-matched edge-to-edge screw cover cap for enhanced aesthetics
- 90° stop, concealed within the rose, prevents espag gearbox over stressing
- Ergonomic button assembly for smooth operation
- Colour-coded key plugs convert locking handles into push button and green button emergency exit versions
- Manufactured from high performance zinc alloy
- Operational reliability - independently tested to 50,000 cycles at Mila Test Centre
- Salt spray - tested to 240 hours (plated finishes) and 480 hours (powder coated finishes) at the Mila Test Centre
- Design registered - no. 001133300-002
- Suitable for PVCu, aluminium and timber applications


FINISHES




Polished Gold



Polished Chrome




Smokey Chrome



Smooth Satin Chrome



White



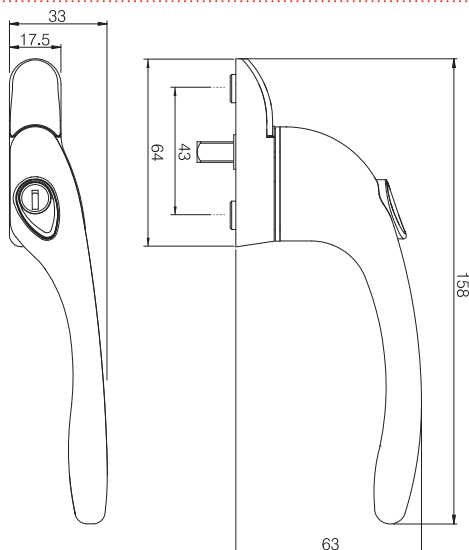
Black

ProStyle Espag Handle

Window
Handles



TECHNICAL DRAWINGS



GUARANTEES



PART NUMBERS

Description	Pin Length (mm)	Hand	Polished Gold	Polished Chrome	Smooth Satin Chrome	Smokey Chrome	White	Black
ProStyle Espag Handle	9	Right	582020	582040	582140	582060	582000	-
ProStyle Espag Handle	9	Left	582021	582041	582141	582061	582001	-
ProStyle Espag Handle	15	Right	582024	582044	582144	582064	582004	-
ProStyle Espag Handle	15	Left	582025	582045	582145	582065	582005	-
ProStyle Espag Handle	20	Right	-	582046	582146	582066	582006	-
ProStyle Espag Handle	20	Left	-	582047	582147	582067	582007	-
ProStyle Espag Handle	30	Right	582032	582052	582152	582072	582012	582112
ProStyle Espag Handle	30	Left	582033	582053	582153	582073	582013	582113
ProStyle Espag Handle	40	Right	582034	582054	582154	582074	582014	582114*
ProStyle Espag Handle	40	Left	582035	582055	582185	582075	582015	582115*
ProStyle Espag Handle	55	Right	-	582056*		582076*	582016	-
ProStyle Espag Handle	55	Left	-	582057*		582077*	582017	-

Description	-	White	Black	Green
Additional Key x 1	581898	-	-	-
Key Plugs x 20		581880	581881	581882

* special order




ProLinea TBT Handle



PRODUCT INFORMATION




Also available in
non-locking




- Available in 2 versions - locking & non-locking
- Unique rose design features colour-matched edge-to-edge screw cover cap for enhanced aesthetics
- Ergonomic design - finger grips on lever for comfortable use
- Key locking at 1/4 turn to prevent sash falling open
- Suits most common profile systems - 4 pin lengths available
- 1 handle, 2 usages - suitable for both TBT & TNT operation
- Intelligent design - 'T' embossed beneath cover cap denotes TBT operation, 'T' to top of handle, rotate 180° for TNT operation
- White handles feature matching locking white button
- Tested to BS 6375 parts 1 & 2, PAS24: 2016
- Police preferred specification - meets the requirements of Secured by Design
- Simple to fit - supplied with 2 screws, 1 key & 2 cover caps
- Suitable for PVCu, timber & aluminium windows
- Can be locked in tilt position to prevent accidental opening
- Community registered design: 1219331

FINISHES




Polished Gold



Polished Chrome



Smokey Chrome



Smooth Satin Chrome



White



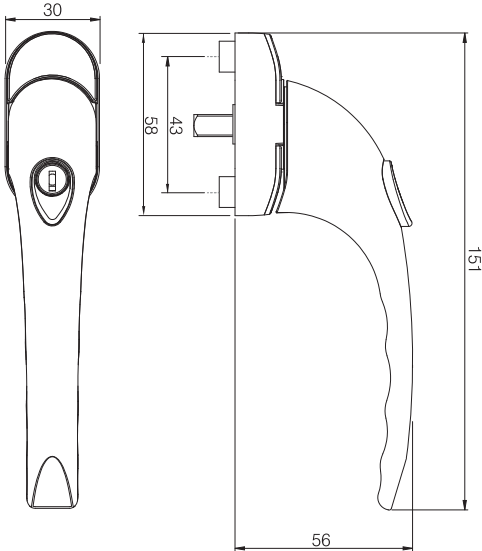
Black

ProLinea TBT Handle

Window
Handles



TECHNICAL DRAWINGS



HANDLE OPERATION



GUARANTEES



PART NUMBERS

Description	Type	Pin Length (mm)	Polished Gold	Polished Chrome	Smooth Satin Chrome	Smokey Chrome	White	Black
ProLinea TBT Handle	Non-locking	30	585004	585001	585006	585005	585008	585007
ProLinea TBT Handle	Non-locking	38	585014	585011	585016	585015	585018	585017
ProLinea TBT Handle	Non-locking	43	585024	585021	585026	585025*	585028	585027*
ProLinea TBT Handle	Non-locking	55	585034*	585031*	585036	585035*	585038	585037*
ProLinea TBT Handle	Locking	30	585104	585101	585106	585105	585108	585107
ProLinea TBT Handle	Locking	38	585114	585111	585116	585115	585118	585117
ProLinea TBT Handle	Locking	43	585124	585121	585126	585125	585128	585127
ProLinea TBT Handle	Locking	55	585134*	585131*	585136	585135*	585138	585137*
Additional Cover Caps			585204	585201	585209	-	585208	585207
Additional Key			581899					

* special order



ProLinea Smart Spindle™

Espag Handle



PRODUCT INFORMATION

The Smart Spindle espag handle is perfect for maximum choice of spindle lengths with minimum stock holding. Smart.



- Supplied with 5 interchangeable pin lengths from 9mm - 55mm
- Pins locate into the back of the handle rose with ease
- A clever one-way fit rosette ensures that only the correct end of the spindle can be inserted for a secure fit
- The rosette allows positive location with an audible 'click' when the lever is rotated through 90°
- Edge-to-edge screw cover cap enhances aesthetics on the rose for a contemporary look
- Finger-grips on the lever provide optimum comfort when the handle is in use
- Manufactured from high performance zinc alloy
- Operational reliability - tested to 50,000 cycles at Mila Test Centre
- Corrosion resistant - salt spray tested to 240 hours (plated finishes) and 480 hours (powder coated finishes)
- Meets the enhanced security requirements of PAS24: 2016
- An ergonomic button assembly is easy to operate
- Supplied complete with cut-off screws as standard
- Suitable for PVCu, aluminium and timber applications

FINISHES



Polished Gold



Polished Chrome



Smokey Chrome



Smooth Satin Chrome



White



Black

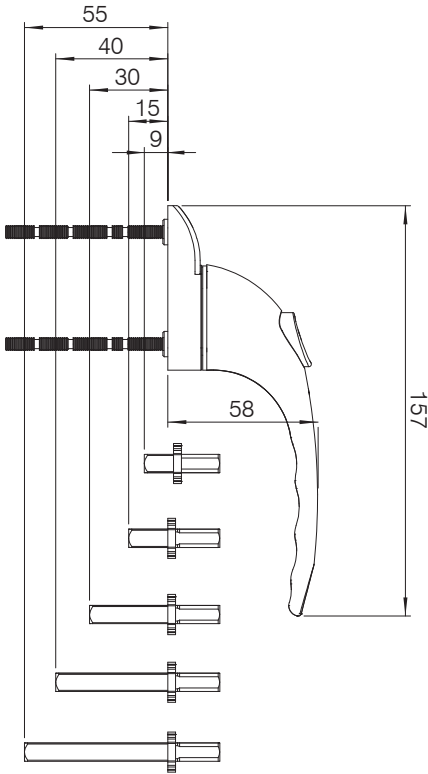
ProLinea Smart Spindle™

Espag Handle

Window
Handles



TECHNICAL DRAWINGS



GUARANTEES



PART NUMBERS

Description	Polished Gold	Polished Chrome	Smooth Satin Chrome	Smokey Chrome	White	Black
Smart Spindle Espag Handle	581901	581902	581906	581903	581900	581905
Additional Cover Caps	581891	581892	581896	581893	581890	581895

Description	White	Black	Green
Additional Key x 1	581899	-	-
Key Plugs x 20	581880	581881	581882




Repair & Maintenance Cockspur Handle

PRODUCT INFORMATION



- Offers basic window security
- Inline lever
- Spur secures into wedge on the frame to seal and secure the window
- A choice of 3 spur wedges enable the handle to be used on a range of rebate heights - 9mm, 13mm, 17mm and 21mm
- Locking for enhanced safety
- Two elongated slots which enable replacement of the majority of old cockspur handles supplied in the last 30 years
- Manufactured from zinc alloy
- Individually packed in plastic bags for easy stocking and supply
- Supplied complete with spur wedges, cover cap, 1 key and 2 fixing screws
- Suitable for PVCu, aluminium and timber applications

FINISHES



Polished Gold



Polished Chrome



Satin Silver



White



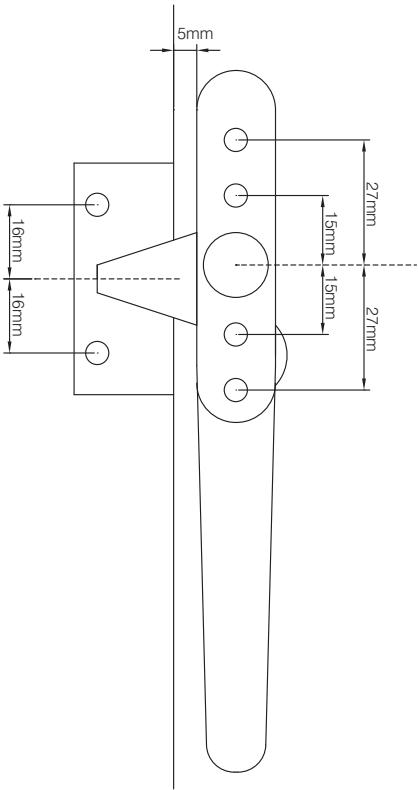
Black

Repair & Maintenance

Cockspur Handle



TECHNICAL DRAWINGS



GUARANTEES



PART NUMBERS

Description	Hand	Polished Gold	Polished Chrome	Satin Silver	White	Black
RM Cockspur handle	Left	056174	056171	056172	056178	056177
RM Cockspur handle	Right	056164	056161	056162	056168	056167
Casement Wedges		2mm	3mm	5mm	4.5mm	6mm
White		055430	055432	055436	055481	055484
Black		055431	055433	055437	-	-

Espags & Shootbolts





Choosing Your Window Locking System

IDENTIFICATION

1. Identify the Type of Locking System Required



Mushroom Espagnolette

A gearbox operating a drive bar with one or more mushroom cams. The mushroom headed cams offer weather sealing and a basic level of security. There are two types of mushroom espagnolette systems:

Standard: espagnolette which operates on profile systems with a eurogroove

U-Track: espagnolette which operates on profile systems without a eurogroove



Twin Cam Espagnolette

A gearbox operating a drive bar with either twin mushroom cams or a combination of mushroom cams and hook bolts like the ProLinea twin cam on page 52. They provide enhanced security when compared to standard espagnolettes and faster fabrication when compared to shootbolts.



Shootbolt Espagnolette

A central gearbox operating a combination of mushroom cams and steel shootbolt extensions. The shootbolts secure into strikers at the top and bottom of the frame providing enhanced security to PAS24: 2012 (dependant upon profile system). The main type of shootbolt system we sell is 'croppable' which enables shootbolt extensions to be cropped to size.



Tongue Espagnolettes

A gearbox operating a drive bar with two or more tongues. Typically used on top or bottom hung fully reversible windows or timber windows.

2. Identify The Backset & Cam Height Required



Backset

Measure the distance from the gearbox faceplate to the centre of the square spindle hole. Backset dimensions will generally be either: 19, 20, 22 or 25mm backset.



Cam Height

Measure the distance from the faceplate to the top of the mushroom cam.

3. Identify the Strikers Required to Suit Your Profile System

Identify the number and combination of strikers required, as dictated by the locking system selected and size of window to be manufactured. Mila have strikers to suit all major profile systems - these are listed on the casement striker matrix on pages 66 to 69.

Espags & Shootbolts Selection Guide



AT A GLANCE PRODUCT MATRIX

	Guarantee: 10 Year Mechanical	Guarantee: 5 Year Mechanical	Guarantee: 2 Year Mechanical	Accreditation: Secured by Design	Locking: Hooks & cams	Locking: Shootbolts	Locking: Cams	Locking: Blade	Cam Height: 13mm	Cam Height: 9.5mm	Cam Height: 9mm	Cam Height: 8mm	Cam Height: 7.7mm	Backset: 25mm	Backset: 22mm	Backset: 20mm	Type: Espag	Type: Shootbolt	Page
iDeal Mushroom Espag	✓						✓				✓	✓			✓	✓	✓		35
iDeal Offset U-track Espag	✓						✓				✓	✓			✓		✓		37
ProLinea Twin Cam Espag	✓			✓			✓				✓	✓			✓	✓	✓		39
ProLinea Gearbox & Shootbolt	✓			✓		✓	✓			✓	✓	✓			✓	✓		✓	41
ProLinea Twin Cam Low Handle Height	✓			✓			✓				✓	✓			✓	✓	✓		43
Siegenia Trident Espag	✓			✓	✓					✓		✓			✓	✓	✓		45
Yale Rapide	✓			✓				✓							✓	✓	✓		47
Yale Encloser Twin Cam Espag	✓			✓			✓				✓		✓		✓	✓	✓		49
Yale Shootbolt Espag	✓			✓		✓	✓				✓		✓		✓	✓		✓	51



iDeal Mushroom Espag

Standard Security Window Locking System

PRODUCT INFORMATION



- Fits standard and reduced depth eurogrooves
- 1, 2 or 3 mushroom-headed steel cams
- Compression adjustable mushroom cams (+/- 1mm)
- Option of 8mm or 9mm cams
- 16mm travel
- Option of 20mm or 22mm backset
- 16mm Mild steel faceplate
- Size range: 110min - 1200max
- U-track version available to suit profile systems without a eurogroove
- Simple to fit
- Strikers available on request

CLOSE-UP



Smooth gearbox operation



Adjustable mushroom cams

GUARANTEE



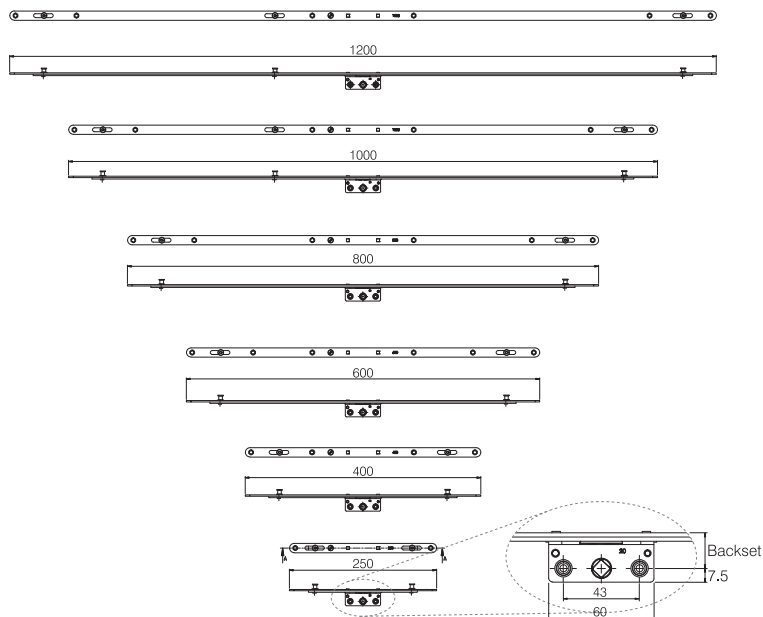
iDeal Mushroom Espag

Standard Security Window Locking System

Espags &
Shootbolts



TECHNICAL DRAWINGS



PART NUMBERS

Description	Backset (mm)	Size (mm)	Application Range (mm)	Cams	8mm Cams	9mm Cams
iDeal Mushroom Espag	20	110	140-280	1	033401	033421
iDeal Mushroom Espag	20	250	281-430	2	033402	033422
iDeal Mushroom Espag	20	400	431-630	2	033404	033424
iDeal Mushroom Espag	20	600	631-830	2	033406	033426
iDeal Mushroom Espag	20	800	831-1030	2	033408	033428
iDeal Mushroom Espag	20	1000	1031-1230	3	033410	033430
iDeal Mushroom Espag	20	1200	1231-1400	3	033412	033432
iDeal Mushroom Espag	22	110	140-280	1	033601	033621
iDeal Mushroom Espag	22	250	281-430	2	033602	033622
iDeal Mushroom Espag	22	400	431-630	2	033604	033624
iDeal Mushroom Espag	22	600	631-830	2	033606	033626
iDeal Mushroom Espag	22	800	831-1030	2	033608	033628
iDeal Mushroom Espag	22	1000	1031-1230	3	033610	033630
iDeal Mushroom Espag	22	1200	1231-1400	3	033612	033632



iDeal Offset U-Track Mushroom Espag

Standard Security Window Locking System

PRODUCT INFORMATION

- For profile systems without a eurogroove
- 2 or 3 mushroom-headed steel cams
- Compression adjustable mushroom cams (+/- 1mm)
- Option of 7mm or 8mm cams
- 16mm travel
- 22mm backset
- 16mm Mild steel faceplate
- Size range: 250min - 1200max
- Operation reliability - achieved 20,000 cycles under load
- Salt spray tested to 240 hours
- Simple to fit
- Strikers available on request

GUARANTEE



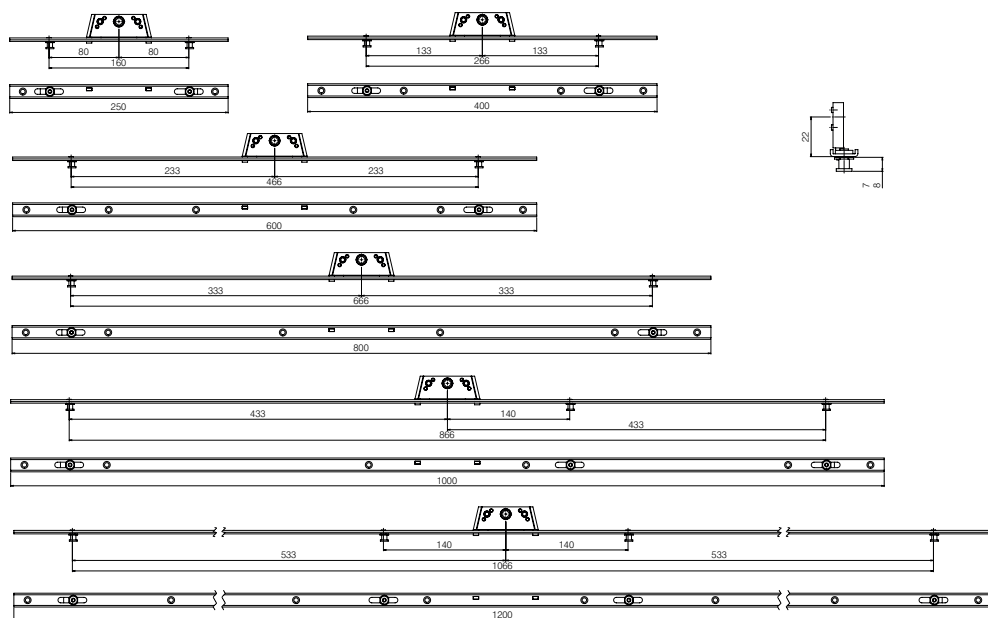
iDeal Offset U-Track Mushroom Espag

Standard Security Window Locking System

Espags &
Shootbolts



TECHNICAL DRAWINGS



PART NUMBERS

Description	Backset (mm)	Size (mm)	Application Range (mm)	Cams	7mm Cams	8mm Cams
iDeal Mushroom U-Track Espag	22	250	250-429	2	033202	033232
iDeal Mushroom U-Track Espag	22	400	430-630	2	033204	033234
iDeal Mushroom U-Track Espag	22	600	631-830	2	033206	033236
iDeal Mushroom U-Track Espag	22	800	831-1030	2	033208	033238
iDeal Mushroom U-Track Espag	22	1000	1031-1230	3	033210	-
iDeal Mushroom U-Track Espag	22	1200	1231-1400	3	033212	-



ProLinea Twin Cam Espag

Twin Cam Window Locking System



PRODUCT INFORMATION



- Twin cam anti-jemmy locking points
- Adjustable, steel mushroom cams for enhanced security
- Options of 20mm & 22mm backset with 8mm, 9mm
- 16mm faceplate
- Meets the enhanced security requirements of PAS24: 2016
- Operational reliability - independently tested to 20,000 cycles
- Weather resistant - independently tested to 240 hours salt spray
- Handing indicator & backset size on gearbox for easy identification
- Available in 340mm - 1150mm to suit a range of window sizes
- Suitable for PVCu applications as well as timber & aluminium applications with a Eurogroove
- NightSecure® strikers available to suit

CLOSE-UP



Open position



Locked position



Steel
mushroom cam



Quick view
handing
indicator

GUARANTEES



COMPLIANCE



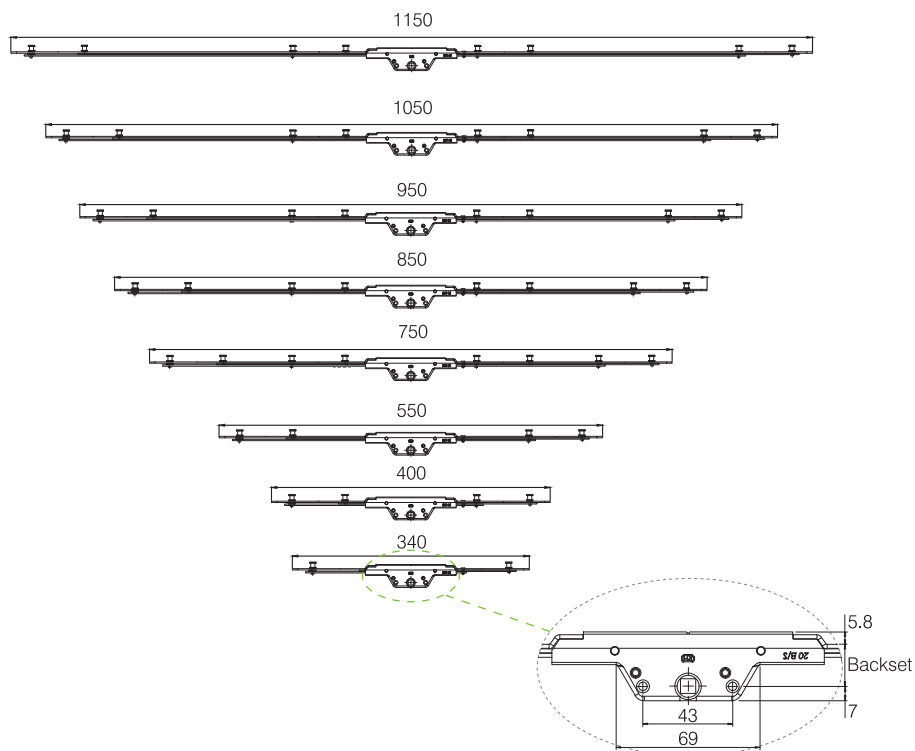
ProLinea Twin Cam Espag

Twin Cam Window Locking System

Espags &
Shootbolts



TECHNICAL DRAWINGS



PART NUMBERS

Description	Size (mm)	No. of Cams	Application Range (mm)	20mm backset 8mm cams	20mm backset 9mm cams	22mm backset 8mm cams	22mm backset 9mm cams
ProLinea Twin Cam Espag	340	2	370-430	031663	031683	031863	031883
ProLinea Twin Cam Espag	400	4	431-580	031664	031684	031864	031884
ProLinea Twin Cam Espag	550	4	581-780	031666	031686	031866	031886
ProLinea Twin Cam Espag	750	8	781-880	031668	031688	031868	031888
ProLinea Twin Cam Espag	850	8	881-980	031669	031689	031869	031889
ProLinea Twin Cam Espag	950	8	981-1080	031670	031690	031870	031890
ProLinea Twin Cam Espag	1050	8	1081-1180	031671	031691	031871	031891
ProLinea Twin Cam Espag	1150	8	1181-1400	031672	031692	031872	031892



ProLinea Gearbox & Shootbolt Espag

Shootbolt Window Locking System



PRODUCT INFORMATION



- Mushroom-headed steel cams
- Stainless steel shootbolts top and bottom
- Robust reverse action gearbox
- Concealed internal guides within gearbox for smooth operation and enhanced durability
- Slide tags simply locate over the shootbolt couplings to speed fabrication
- One size accommodates both standard and reduced depth eurogrooves
- Option of 20mm or 22mm backset
- Options of without or with mushroom cams in sizes 8mm, 9mm or 13mm
- Compression adjustable mushroom cams (+/- 1mm)
- Independently tested to 20,000 cycles for operational reliability
- Strikers available on request

CLOSE-UP



Stainless steel or mild steel shootbolts



Slide 'n' secure technology for faster fabrication



Backset marked on gearbox

GUARANTEES



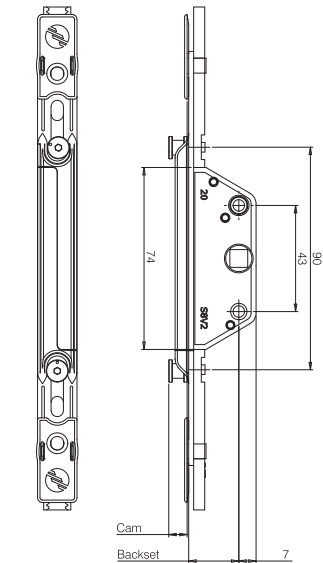
ProLinea Gearbox & Shootbolt Espag

Shootbolt Window Locking System

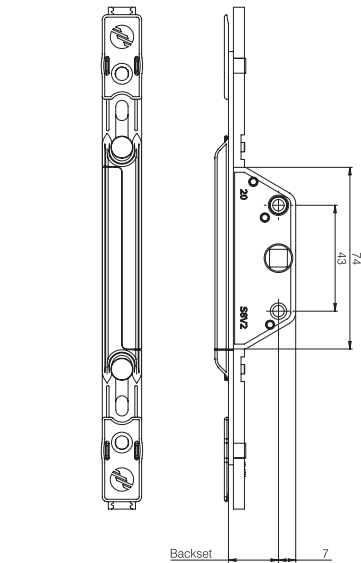


TECHNICAL DRAWINGS

With Mushroom Cams



Without Mushroom Cams



PART NUMBERS

Description	Backset (mm)	No Cams	8mm Cams	9mm Cams	13mm Cams
ProLinea Espag Gearbox	20	037400	037402	037404	037405
ProLinea Espag Gearbox	22	037406	037408	037410	-

Description	Size (mm)	Application Range (mm)	No Cams	8mm Cams	9mm Cams	13mm Cams
Stainless Steel Extensions (Gr. 118)	118	330-400	037742	-	-	-
Stainless Steel Extensions (Gr. 168)	318	400-800	-	037744	037734	037724
Stainless Steel Extensions (Gr. 218)	518	800-1200	-	037746	037736	037726
Stainless Steel Extensions (Gr. 268)	718	1200-1600	-	037748	037738	037728
Mild Steel Extensions (Gr. 318)	118	330-400	037752	-	-	-
Mild Steel Extensions (Gr. 368)	318	400-800	-	037754	037764	-
Mild Steel Extensions (Gr. 418)	518	800-1200	-	037756	037766	-
Mild Steel Extensions (Gr. 468)	718	1200-1600	-	037758	037768	-



ProLinea Twin Cam Espag

For Low Handle Heights



PRODUCT INFORMATION



- Twin cam anti-jemmy locking points
- Meets the enhanced security requirements PAS24: 2016
- Operational reliability - tested to 20,000 cycles
- Corrosion resistant - tested to 240 hours salt spray
- Adjustable, steel mushroom cams for enhanced security
- Options of 20mm & 22mm backset with 8mm & 9mm cams
- 16mm faceplate
- Handing indicator & backset size on gearbox for easy identification
- Available in 600mm - 1200mm to suit a range of window sizes
- Suitable for PVCu applications as well as timber & aluminium applications with a eurogroove
- NightSecure® strikers available to suit

CLOSE-UP



Open position



Locked position



Steel headed
mushroom cam



Quick view
handing indicator

GUARANTEES



COMPLIANCE




ProLinea Twin Cam Espag

For Low Handle Heights

Espags & Shootbolts



TECHNICAL DRAWINGS



PART NUMBERS

Description	Size	Application Range	Backset (mm)	8mm Cams	9mm Cams
ProLinea Low Level Twin Cam	600	630 - 830	20	031706	031726
ProLinea Low Level Twin Cam	800	831 - 1030	20	031708	031728
ProLinea Low Level Twin Cam	1000	1031 - 1230	20	031710	031730
ProLinea Low Level Twin Cam	1200	1231 - 1400	20	031712	031732
Description	Size		Backset (mm)	8mm Cams	9mm Cams
ProLinea Low Level Twin Cam	600	630 - 830	22	031906	031926
ProLinea Low Level Twin Cam	800	831 - 1030	22	031908	031928
ProLinea Low Level Twin Cam	1000	1031 - 1230	22	031910	031930
ProLinea Low Level Twin Cam	1200	1231 - 1400	22	031912	031932



Trident Espag

Hook & Cam Window Locking System

SIEGENIA
brings spaces to life

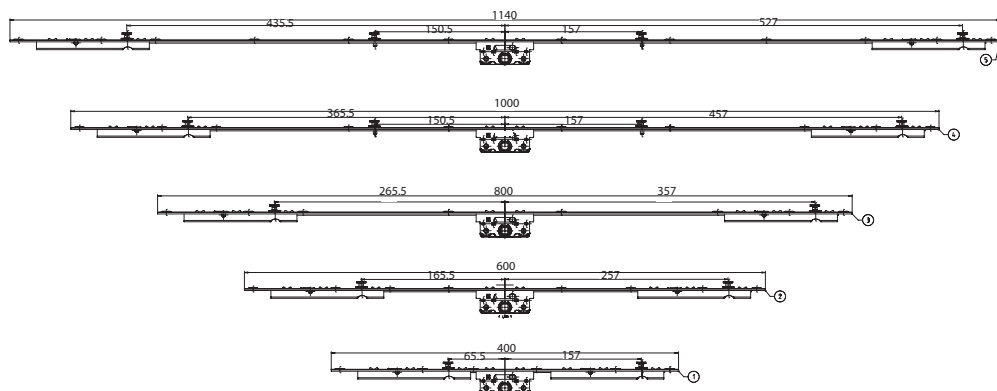


PRODUCT INFORMATION



- 2 hooks for enhanced security
- 2 or 4 mushroom cams enhance sealing - choice of 8mm or 9.5mm cams
- Hook & cam combination provides strong anti-separation device
- Simultaneous hook & cam travel
- Option of 20mm & 22mm backset
- Mild steel faceplate
- Size range 300mm min to 1250mm max
- No cropping speeds fabrication by 30% when compared to shootbolts
- Meets the enhanced security requirements of PAS24: 2016
- Chromium VI free, silver coating provides 700 hours corrosion free resistance
- European design & manufacture
- Smooth reliable operation

TECHNICAL DRAWINGS



Trident Espag

Hook & Cam Window Locking System

SIEGENIA
brings spaces to life

Espags &
Shootbolts



PART NUMBERS

Description	Backset (mm)	Size (mm)	Size Range (mm)	Hooks	Cams	8mm Cams	9.5mm Cams
Trident Espag	20	300	330-480	0	2	349103	349123
Trident Espag	20	450	481-680	2	2	349104	349124
Trident Espag	20	650	681-880	2	2	349106	349126
Trident Espag	20	850	881-1080	2	2	349108	349128
Trident Espag	20	1050	1081-1280	2	4	349110	349130
Trident Espag	20	1250+	1281-1400	2	4	349112	349132
Trident Espag	22	300	330-480	0	2	349143	349163
Trident Espag	22	450	481-680	2	2	349144	349164
Trident Espag	22	650	681-880	2	2	349146	349166
Trident Espag	22	850	881-1080	2	2	349148	349168
Trident Espag	22	1050	1081-1280	2	4	349150	349170
Trident Espag	22	1250+	1281-1400	2	4	349152	349172

STRIKERS

Profile

Veka Matrix 70
Veka Matrix 70 Sculptured / Veka Matrix 58
Profile 22
Spectus Sightline 70
Spectus Elite 70
Rehau 706 (or 4920) Synseal Legend
Plastmo Index
Kommerling Gold / WHS System 10 / WHS
Rustique

Part Number

382301
382321
382760
382600
383160
382700
382900
383020

Deceuninck 2500 / 2800 / 3000

please contact the Mila sales team

Duraflex Diamond
Synseal Synerjy / Eurocell 70mm
Eurocell Logic
KBE System 70
Selecta Advance 70

383100
383120
383180
384461
384920

Strikers for other profiles available on request

GUARANTEES





Yale Rapide

Security Window Locking System



PRODUCT INFORMATION




Yale Rapide offers greater lock engagement for additional security as it connects along the full length of the keep.

The aluminium channel uses the full depth of the eurogroove to enhance the strength of the window - some systems can reach PAS24 without the need for additional re-enforcement.

- 30mm and 60mm keeps with night vent position
- 20mm and 22mm backsets
- Suitable for sash sizes from 220mm to 1629mm
- Reliability tested to 30,000 cycles
- Tested to 240 hour salt spray
- Suits all profile systems
- Easy to fit
- Strikers available on request

CLOSE-UP



Rapide locking points, connecting along full length of keep



Aluminium channel



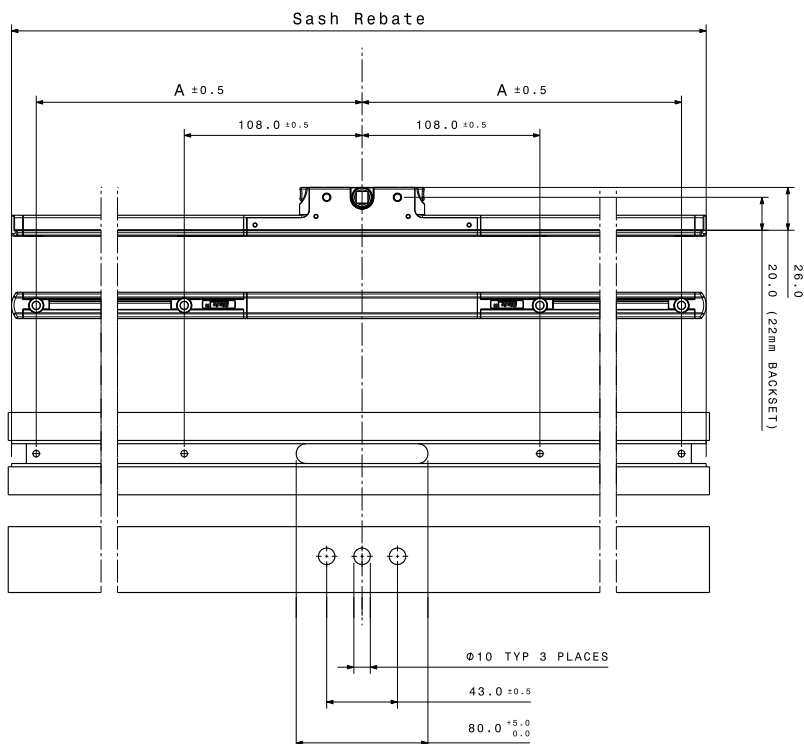
Reversible gearbox

GUARANTEES





TECHNICAL DRAWINGS



PART NUMBERS

Description	Dimension A	Size Range (mm)	20mm Backset	22mm Backset
Yale Rapide Espag	185	400-519	035104	035124
Yale Rapide Espag	245	520-639	035105	035125
Yale Rapide Espag	305	640-759	035106	035126
Yale Rapide Espag	365	760-879	035108	035128
Yale Rapide Espag	425	880-999	035109	035129
Yale Rapide Espag	485	1000-1119	035110	035130
Yale Rapide Espag	545	1120-1239	035111	035131
Yale Rapide Espag	605	1240-1239	035112	035132
Yale Rapide Espag	665	1360-1479	035114	035134
Yale Rapide Espag	725	1480-1599	035115	035135



Yale Encloser

Twin Cam Window Locking System



PRODUCT INFORMATION



The Yale Encloser's anti separation 'mushroom' cams work in pairs locking from either side into robust zinc alloy strikers.

Optimal security performance and weather proofing is achieved through easy adjustment of the mushroom cams.

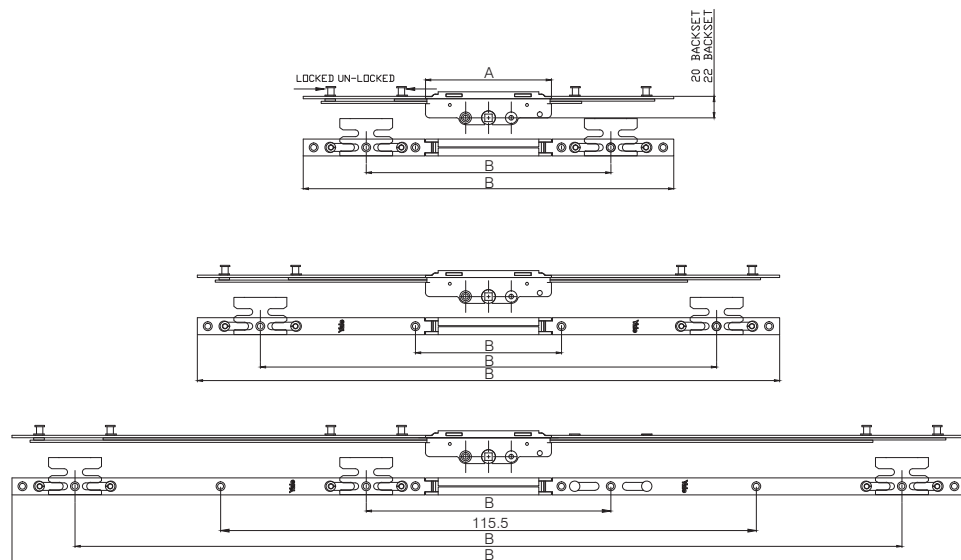
- Encloser twin cam espag range covers all sash sizes from 270mm – 1400mm
- Bi-directional locking cams
- 4 or 6 mushroom cams enhance sealing - choice of 7.7mm or 9mm cams
- 20mm and 22mm backset
- Simple compression adjustment
- Suitable for sash sizes 270mm to 1400mm
- Corrosion resistance to EN1670:2007 Grade 4
- Operational reliability tested to 50,000 cycles
- Strikers available on request

GUARANTEES





TECHNICAL DRAWINGS



PART NUMBERS

Description	Size	Size Range (mm)	Backset	No. of mushroom cams	7.7mm Cam	9mm Cam
Yale Twin Cam Encloser	1	270 - 350	20mm	4	035501	035511
Yale Twin Cam Encloser	2	350 - 600	20mm	4	035502	035512
Yale Twin Cam Encloser	3	550 - 800	20mm	4	035503	035513
Yale Twin Cam Encloser	4	750 - 950	20mm	6	035504	035514
Yale Twin Cam Encloser	5	900 - 1100	20mm	6	035505	035515
Yale Twin Cam Encloser	6	1050 - 1250	20mm	6	035506	035516
Yale Twin Cam Encloser	7	1200- 1400	20mm	6	035507	035517
Yale Twin Cam Encloser	1	270 - 350	22mm	4	035521	035531
Yale Twin Cam Encloser	2	350 - 600	22mm	4	035522	035532
Yale Twin Cam Encloser	3	550 - 800	22mm	4	035523	035533
Yale Twin Cam Encloser	4	750 - 950	22mm	6	035524	035534
Yale Twin Cam Encloser	5	900 - 1100	22mm	6	035525	035535
Yale Twin Cam Encloser	6	1050 - 1250	22mm	6	035526	035536
Yale Twin Cam Encloser	7	1200- 1400	22mm	6	035527	035537



Yale Shootbolt Espag

Shootbolt Window Locking System



PRODUCT INFORMATION



The Yale Shootbolt window lock combines anti-separation 'mushroom' cams and chamfered security shootbolts that lock into robust zinc alloy strikers.

Optimal security performance and weather proofing can be achieved through adjustment of the mushroom cams.

A choice of cropping and non-cropping variants ensures that there is a system to suit both manufacturing and stocking preferences, covering all sash sizes from 326mm and 1520mm.

- 20mm and 22mm backset
- Choice of 7.7mm or 9mm cams
- Profile related strikers available
- Sash sizes 326mm to 1570mm (326 - 474 shootbolt only)
- Corrosion resistance to EN1670:2007 Grade 4
- Tested to a minimum of 50,000 cycles
- Strikers available on request

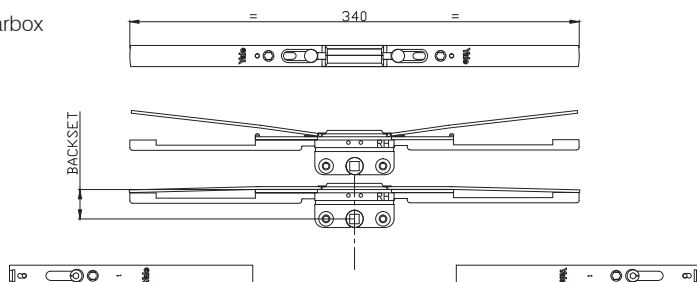
GUARANTEES



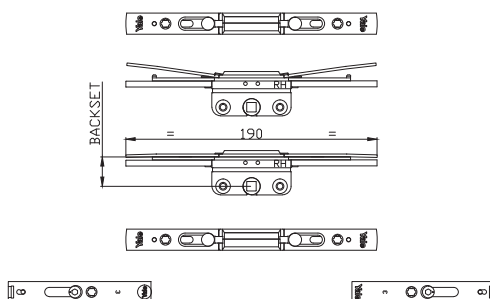


TECHNICAL DRAWINGS

Extendable Gearbox



Standard Gearbox



PART NUMBERS

Description	Backset	Size Range (mm)	No Cam	7.7mm Cam	9mm Cam
Yale Standard Gearbox	20mm	326 - 474	036110	036111	036112
Yale Standard Gearbox	22mm	326 - 474	036109	036113	036114
Yale Extendable Gearbox	20mm	475 - 522	-	036115	036116
Yale Extendable Gearbox	22mm	475 - 522	-	036117	036118

Description	Size		No. of mushroom cams	7.7mm Cam	9mm Cam
Yale Shootbolt Extension Rod	1	522 - 670	1	036261	036271
Yale Shootbolt Extension Rod	2	670 - 820	1	036262	036272
Yale Shootbolt Extension Rod	3	820 - 970	1	036263	036273
Yale Shootbolt Extension Rod	4	970 - 1120	2	036264	036274
Yale Shootbolt Extension Rod	5	1120 - 1270	2	036265	036275
Yale Shootbolt Extension Rod	6	1270 - 1420	2	036266	036276
Yale Shootbolt Extension Rod	7	1420 - 1570	2	036267	036277
				No Cam	
Yale Shootbolt Extension Rod	0		0	036260	



Casement Strikers Selection Guide

Profile System	Steel Mushroom Striker	Steel Shootbolt Striker	Handle Spindle (mm)	Friction Hinge Stack Height (mm)
BEAUFORT ALUMINIUM	38223			
DECEUNINICK 2500	038227	038324	40	17
DECEUNINICK 2800	038227	038324	40	17
DECEUNINICK 3000	038224	038324	40	17
DECEUNINICK FLUSH CASEMENT	038214	038314	40	13
DURAFLEX DIAMOND	038206	038306	20	13
EUROCELL LOGIC	038209	038309	40	17
EUROCELL LOGIC -1mm	038225	038325	40	17
EUROCELL ULTIMATE	038213	038313	30	13
KOMMERLING C70/70	038211	038311	40	17
LB 8000	na	na	40	17
LINEAR	038210	038310	40	17
PROFILE 22	038204	038304	30	13
PROFILE 22 OPTIMA	TBC	TBC	40	13
REHAU S706 and REHAU EDGE	038218/229	038318/329	20	17
REHAU TOTAL 70c and 70s	038217	038317	20	17
REHAU TRITEC	038212	038312	40	17
SELECTA ADVANCE	038219	038319	25	13
SPECTUS ELITE 70	038205	038305	20	17
SWISH 24/7	038204	038304	40	13
SYNSEAL LEGEND (Ogee)	038217	038317	25	17
SYNSEAL SERIES 6 / EVOLVE	038216	038316	30	13
SYNSEAL SHIELD	038216	038316	30	13
SYNSEAL SHIELD -1mm	038222	038322	30	13
SYNSEAL SYNERGY	038215	038315	30	13
SYNSEAL SYNERGY -1mm	038221	038321	30	13
SYNSEAL WARMCORE	038228		40	17
TIMBER 0 DEGREE				
TIMBER 7 DEGREE				
VEKA 58	038200	038300	30	13
VEKA 70	038201	038301	40	13
VEKA FS	038202	038302	40	13
WHS ESTHETIQUE	038220	038320	30	17
WHS HALO ECLIPSE	038214	038314	30	17
WHS HALO ECLIPSE -1mm	038220	038320	30	17
WHS HALO RUSTIQUE	038203	038303	40	17
WHS HALO SYSTEM 10	038203	038303	40	17

Casement Strikers Selection Guide

Espags &
Shootbolts



Zinc Mushroom Striker	Zinc Shootbolt Striker	Espag Backset (mm)	Cam Height (mm)
038906	038905	20	9
038908	038907	20	9
038908	038907	20	9
		22	8
038898A	038897A	20	8
038896		20 (22 if no reinforcement)	9
038896		20 (22 if no reinforcement)	9
038912 (038853 COMBO)	038853 (COMBO)	20	9
038902		22	9
038916		22	8
038914	038913	22	8
038916		22	8
		22	8
038817	038816	20	8
038817	038816	20	8
038808 (038810P)	038809 (038809P)	22	8
038910	038911	20	9
038825	038824	20	8
		22	8
038817	038816	20	9
		22	9
038835	038834	22	9
038835	038834	22	9
038890	038889	22	9
038890	038889	22	9
		22	9
038926			9
038928			9
038851 (combo)	038851 (combo)	22	8
038815	038814	22	8
038922		22	8
038924		20	8
038924		20	8
038924		20	8
038904	038903	20	9
038881	038880	20	9



PRODUCT INFORMATION



Mushroom Striker



Shootbolt Striker

- Enhanced security striker range
- The one-striker-fits-all design is suitable for use with all Mila espags - including mushroom, twin cam and shootbolt - to ease fabrication, increase efficiency and reduce stock holding
- Profile related - see table on opposite page
- Successfully tested to the enhanced security requirements of PAS24: 2016, including in night vent mode
- Police preferred specification - Secured by Design approved product

GUARANTEES





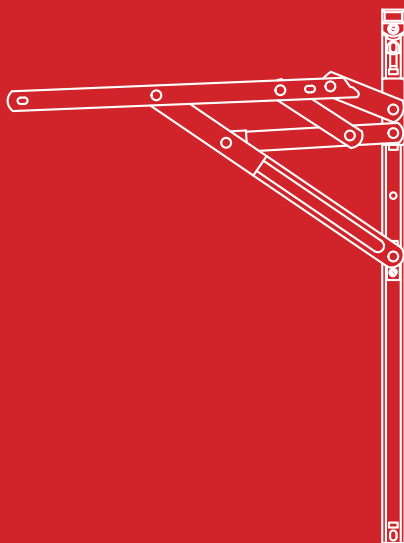
PART NUMBERS

Profile System	Steel Mushroom Striker	Steel Shootbolt Striker
Veka 70	038201	038301
Veka FS	038202	038302
WHS Halo System 10	038203	038303
WHS Halo Rustique	038203	038303
Swish 24/7	038226	038326
Spectus Elite 70	038205	038305
Duraflex Diamond	038206	038306
Deceuninick 2500	038227	038324
Deceuninick 2800	038227	
Deceuninick 3000	038224	038324
Eurocell Logic	038209	038309
Eurocell Logic -1mm	038225	038325
Linear	038210	038310
Kommerling C70/70	038211	038311
Rehau Tritec	038212	038312
WHS Halo Eclipse	038214	038314
WHS Halo Eclipse -1mm	038220	038320
Whs Esthetique	038220	038320
Synseal Synergy	038215	038315
Synseal Shield	-	038316
Synseal Synergy -1mm	038221	038321
Synseal Shield -1mm	038222	038322
Synseal Legend (Ogee)	038217	038317
Rehau Total 70 (706 -2mm)	038217	038317
Rehau S706	038218	038318
Selecta Advance	038219	038319
Beaufort Aluminium	038223	-
Other strikers available on request		

This image shows a full page of blank, lined paper. It features approximately 20 evenly spaced horizontal grey lines across its entire width, providing a guide for handwriting or typing. The paper itself is a clean, off-white color.

[illegible]

Friction Hinges





Choosing Your Friction Hinge

IDENTIFICATION

1. Identify the Required Friction Hinge Stack Height

The friction hinge stack height required will usually be dictated by the profile system being fabricated - consult your profile system manual for details of their recommended stack height. Alternatively contact the Mila Technical department on: 01327 707300.



To Measure the Stack Height of an Existing Friction Hinge:

With the friction hinge fully closed so that all of the arms are stacked on top of each other, measure from the bottom arm of the stay to the top arm. This measurement is the stack height. The standard stack heights for friction hinges are 13mm and 17mm.

2. Identify the Type of Friction Hinge Required

Different types of friction hinge are available for different purposes, the main types are:



Standard Friction Hinges

Standard hinges for use on side hung and top hung casement windows.



Restricted Friction Hinges

Friction hinges with a built-in restrictor to restrict first opening position to a maximum of 100mm for safety.



Egress Easy Clean Friction Hinges

As below but also incorporating an easy-clean position for safe cleaning of the glass from inside.



Heavy Duty Friction Hinges

Profile specific, these hinges are wider than standard hinges and are designed for use on larger casement windows.



Egress Friction Hinges

Friction hinges with a wide opening angle for emergency egress. Allow casement windows to satisfy the emergency egress requirements of Approved Document B of the Building Regulations.

3. Do Not Exceed the Recommended Maximum Sash Weight Limit

When selecting friction hinges note their recommended maximum sash sizes and weights – these should not be exceeded. You should also consult your profile system manual for details of their recommended maximum sash sizes and weights.

4. Identify the Material Specification Required

Friction hinges are usually manufactured from one of two types of stainless steel:

Ferritic: Hinges manufactured from type 430 stainless steel.

Austenitic: Suitable for coastal installations or applications subject to any form of chemical contamination.

Friction Hinge Selection Guide



AT A GLANCE PRODUCT MATRIX

	Window Opening Standard	Window Opening Restricted	Window Opening Emergency Exit	Window Opening Emergency Exit & Easy-Clean	Application Top Hung	Application Side Hung	Application Heavy Duty	Stack/I Height 13mm	Stack/I Height 14mm	Stack/I Height 16mm	Stack/I Height 17mm	Max Sash Weight 20kg	Max Sash Weight 21kg	Max Sash Weight 22kg	Max Sash Weight 24kg	Max Sash Weight 38kg	Max Sash Weight 40kg +	Guarantee 10 Year Mechanical	Guarantee 5 Year Mechanical	Accreditation Secured by Design	Accreditation BBA	Page Number
iDeal Standard	✓				✓	✓	✓	✓			✓			✓			✓	✓	✓	✓		63
iDeal Egress			✓			✓		✓			✓			✓				✓	✓	✓		65
iDeal Egress Easy Clean				✓		✓	✓	✓			✓		✓					✓	✓	✓		67
iDeal Restricted		✓			✓	✓		✓			✓					✓		✓	✓	✓		69
Heavy Duty Standard	✓					✓	✓		✓		✓					✓	✓	✓	✓	✓		71
Heavy Duty Egress			✓			✓	✓	✓			✓						✓	✓	✓	✓		73
Heavy Duty Egress Easy Clean				✓		✓	✓	✓			✓						✓	✓	✓	✓		75
Yale Defender Standard	✓	✓	✓	✓	✓	✓	✓	✓	✓	✓							✓	✓	✓	✓	✓	77
Yale Defender Restricted		✓				✓	✓	✓	✓	✓	✓						✓	✓	✓	✓	✓	79
Yale Defender Egress Easy-Clean				✓		✓		✓		✓	✓				✓		✓	✓	✓	✓	✓	81
Yale Standard	✓					✓	✓	✓			✓				✓			✓	✓	✓	✓	83



iDeal Friction Hinge



PRODUCT INFORMATION



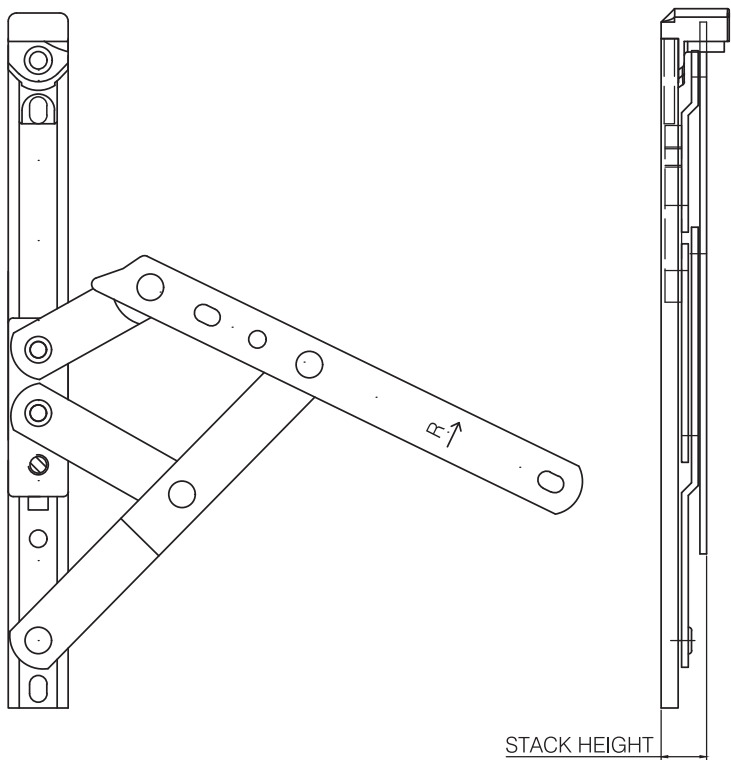
- Manufactured from high grade Ferritic (430) stainless steel
- Available in both top hung and side hung applications
- Stack heights - 13mm, 17mm
- Top hung sizes - 8", 10", 12", 16", 20" and 24"
- Top hung recommended maximum sash weight - 50 kg
- Side hung sizes - 12", 16"
- Side hung recommended maximum sash weight - 22 kg
- Operational reliability - cycle tested to 20,000 cycles
- Weather resistance - tested to BSEN 1670 Grade 4, achieving 240 hours salt spray
- Police Preferred Specification - Secured by Design accredited used in conjunction with iDeal casement hinge protector. See page 353.

GUARANTEES





TECHNICAL DRAWINGS



PART NUMBERS

Description	Size (")	Opening (")	Width (mm)	Height (mm)	Weight (kg)	13mm Stack Height	17mm Stack Height
Top Hung	8	64	1300	300	10	022608	022648
Top Hung	10	86	1300	450	16	022610	022650
Top Hung	12	87	1300	600	21	022612	022652
Top Hung	16	84	1300	700	22	022616	022656
Top Hung	20	42	1300	900	24	022620	022660
Top Hung	24	38	1300	1500	50	022624	022664
Side Hung	12	87	600	1300	16	022632	022672
Side Hung	16	84	700	1300	22	022636	022676



iDeal Egress Friction Hinge

Emergency exit



PRODUCT INFORMATION

Green colour-coded end cap for easy 'emergency exit' recognition



"For emergency egress any window should have an unobstructed openable area that is at least 0.33m² and at least 450mm high and 450mm wide"

- Approved Document B

- Enables casement windows to satisfy the emergency egress requirements of Approved Document B of the Building Regulations
- Green colour-coded nylon end cap for easy 'emergency exit' recognition, handed
- Almost 90° opening for easy egress
- Manufactured from Ferritic (430) stainless steel
- Stack heights - 13mm, 17mm
- Suitable for side hung applications
- Sizes - 10", 12" or 16"
- Recommended maximum sash weight - 22 kg
- Operational reliability - cycle tested to 20,000 cycles
- Weather resistance - tested to BSEN 1670 Grade 4, achieving 240 hours salt spray
- Police Preferred Specification - Secured by Design accredited used in conjunction with iDeal casement hinge protector. See page 353.

GUARANTEES & COMPLIANCE



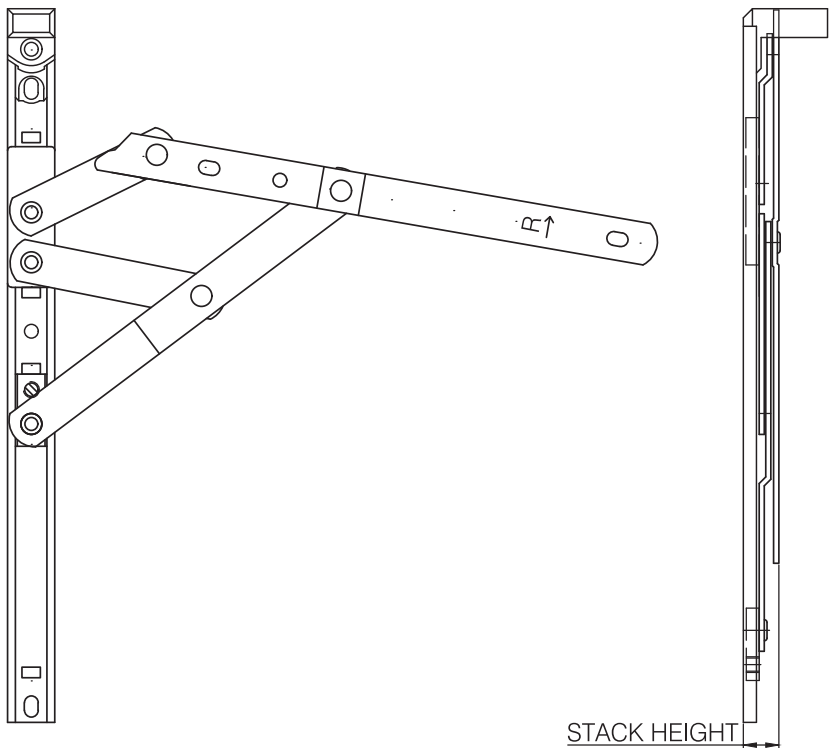
iDeal Egress Friction Hinge

Emergency exit

Friction
Hinges



TECHNICAL DRAWINGS



PART NUMBERS

Description	Size (")	Opening (°)	Width (mm)	Height (mm)	Weight (kg)	13mm Stack Height	17mm Stack Height
Side Hung	10	80	450	1300	12	022680	022690
Side Hung	12	84	600	1300	16	022682	022692
Side Hung	16	88	700	1300	22	022686	022696




iDeal Egress Easy-Clean

Emergency exit & easy-clean facility



PRODUCT INFORMATION



Green colour-coded end cap for easy 'emergency exit' recognition



Easy Clean facility

"For emergency egress any window should have an unobstructed openable area that is at least 0.33m² and at least 450mm high and 450mm wide"

- Approved Document B

- Enables casement windows to satisfy the emergency egress requirements of Approved Document B of the Building Regulations
- Easy-clean facility enables sash to be moved to the opposite side of the frame for easy cleaning of external window pane
- Manufactured from Ferritic (430) stainless steel
- Green colour-coded nylon end cap for easy 'emergency exit' recognition, handed
- Almost 90° opening for easy egress
- Suitable for side hung applications
- Stack heights - 13mm, 17mm
- Side hung sizes - 12" or 16"
- Side hung recommended maximum sash weight - 21 kg
- Operational reliability - cycle tested to 20,000 cycles
- Weather resistance - tested to BSEN 1670 Grade 4, achieving 240 hours salt spray
- Police Preferred Specification - Secured by Design accredited used in conjunction with iDeal casement hinge protector. See page 353.

GUARANTEES



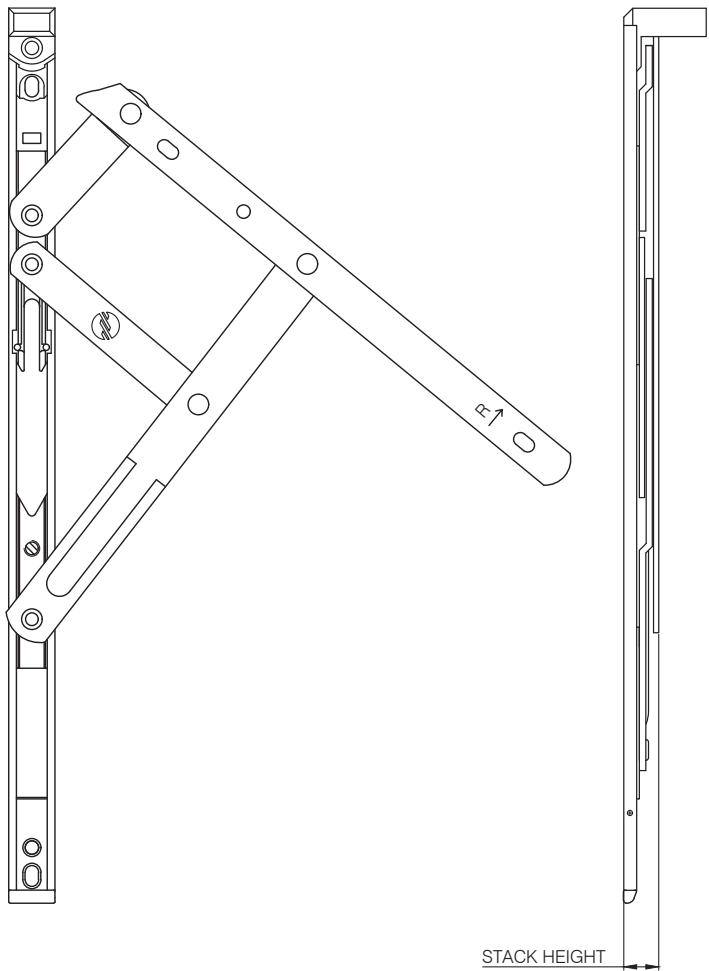
iDeal Egress Easy-Clean

Emergency exit & easy-clean facility

Friction
Hinges



TECHNICAL DRAWINGS



PART NUMBERS

Description	Size (")	Opening (°)	Width (mm)	Height (mm)	Weight (kg)	13mm Stack Height	17mm Stack Height
Side Hung	12	80	600	1300	15	022712	022732
Side Hung	16	88	700	1300	21	022716	022736



iDeal Restricted

Integrated restriction feature



PRODUCT INFORMATION



Quick release button

- Enables casement windows to comply with the safety requirements of BS6375 Part 2 (350 Newtons)
- Integral restrictor limits opening to 100mm
- 'Quick release' button for cleaning and ventilation that relocates automatically
- Suitable for both top hung and side hung casement windows
- Manufactured from Ferritic (430) stainless steel
- Stack heights - 13mm, 17mm
- Top hung sizes - 12", 16", 20", 24"
- Top hung recommended maximum sash weight - 20kg - 38kg
- Side hung sizes - 12", 16"
- Side hung recommended maximum sash weight - 18kg - 24kg
- Operational reliability - tested to 20,000 cycles
- Weather resistance - tested to BSEN 1670 Grade 4, achieving 240 hours salt spray
- Police Preferred Specification - Secured by Design accredited used in conjunction with iDeal casement hinge protector. See page 353.

GUARANTEES



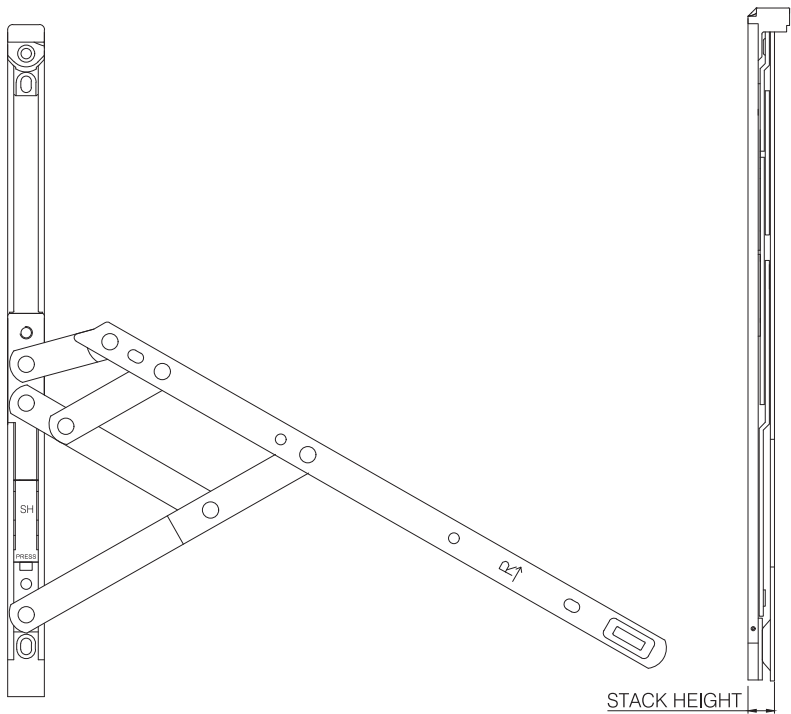
iDeal Restricted

Integrated restriction feature

Friction
Hinges



TECHNICAL DRAWINGS



PART NUMBERS

Description	Size (")	Opening (°)	Width (mm)	Height (mm)	Weight (kg)	13mm Stack Heigh	17mm Stack Height
Top Hung Pair	12	10/60	1300	600	20	022752	022772
Top Hung Pair	16	10/46	1300	700	22	022756	022776
Top Hung Pair	20	7/45	1300	900	24	022760	022780
Top Hung Pair	24	7/43	1300	1500	38	022764	022784
Side Hung Right Hand	12	10/60	600	1300	18	022802	022822
Side Hung Left Hand	12	10/60	600	1300	18	022803	022823
Side Hung Right Hand	16	10/46	700	1300	24	022804	022824
Side Hung Left Hand	16	10/46	700	1300	24	022805	022825



Heavy Duty

For triple glazed & wide side hung windows



PRODUCT INFORMATION



Stainless steel, standard TripleStay with robust arms, strengthened by 33%

- For use with triple glazing in standard profile systems and wide side hung sashes
- Can be fitted to a standard 16mm track without any modifications to the profile
- 33% stronger than a standard side hung friction stay
- Manufactured from Ferritic (430) stainless steel
- Supports the additional weight of triple glazed units in their frames whilst maintaining smooth operation
- 40kg maximum sash weight
- 900mm maximum rebate width
- Stack heights - 14mm, 17mm
- Size - 16"
- Independently tested to PAS24: 2012
- Weather resistance - tested to BSEN 1670 Grade 4, achieving 240 hours salt spray
- Mechanical load tested to BS6375-2
- Police Preferred Specification - Secured by Design accredited used in conjunction with iDeal casement hinge protector. See page 353.
- Also available in egress and egress easy-clean versions

GUARANTEES



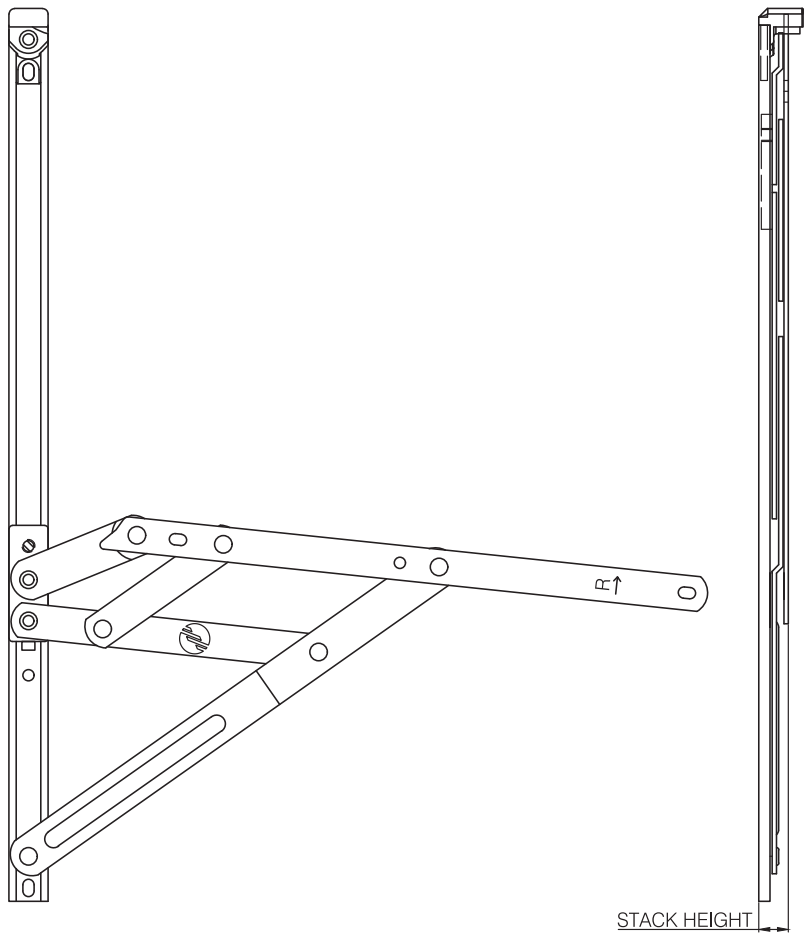
Heavy Duty

For triple glazed & wide side hung windows

Friction
Hinges



TECHNICAL DRAWINGS



PART NUMBERS

Description	Size (")	Opening (°)	Width (mm)	Height (mm)	Weight (kg)	14mm Stack Heigh	17mm Stack Height
Heavy Duty Side Hung	16	84 (+/- 2)	900	1300	40	022836	022846



Heavy Duty Egress

Emergency exit hinge for triple glazed windows
& wide side hung windows



PRODUCT INFORMATION



Green colour-coded end cap for easy 'emergency exit' recognition

Stainless steel, standard TripleStay with robust arms, strengthened by 33%

"For emergency egress any window should have an unobstructed openable area that is at least 0.33m² and at least 450mm high and 450mm wide"

- Approved Document B

- For use with triple glazing in standard profile systems and wide side hung sashes
- Meets the emergency egress requirements of Approved Document B
- Can be fitted to a standard 16mm track without any modifications to the profile
- 33% stronger than a standard side hung friction stay
- Manufactured from Ferritic (430) stainless steel
- Supports the additional weight of triple glazed units in their frames whilst maintaining smooth operation
- Stack heights - 14mm, 17mm
- Sizes - 10", 12", 16"
- 40kg maximum sash weight
- 900mm maximum rebate width
- Weather resistance - tested to BSEN 1670 Grade 4, achieving 240 hours salt spray
- Mechanical load tested to BS6375-2
- Independently tested to PAS24: 2012 with iDeal casement hinge protector
- Police Preferred Specification - Secured by Design accredited used in conjunction with iDeal casement hinge protector. See page 353.
- Also available in standard and egress easy-clean versions

GUARANTEES



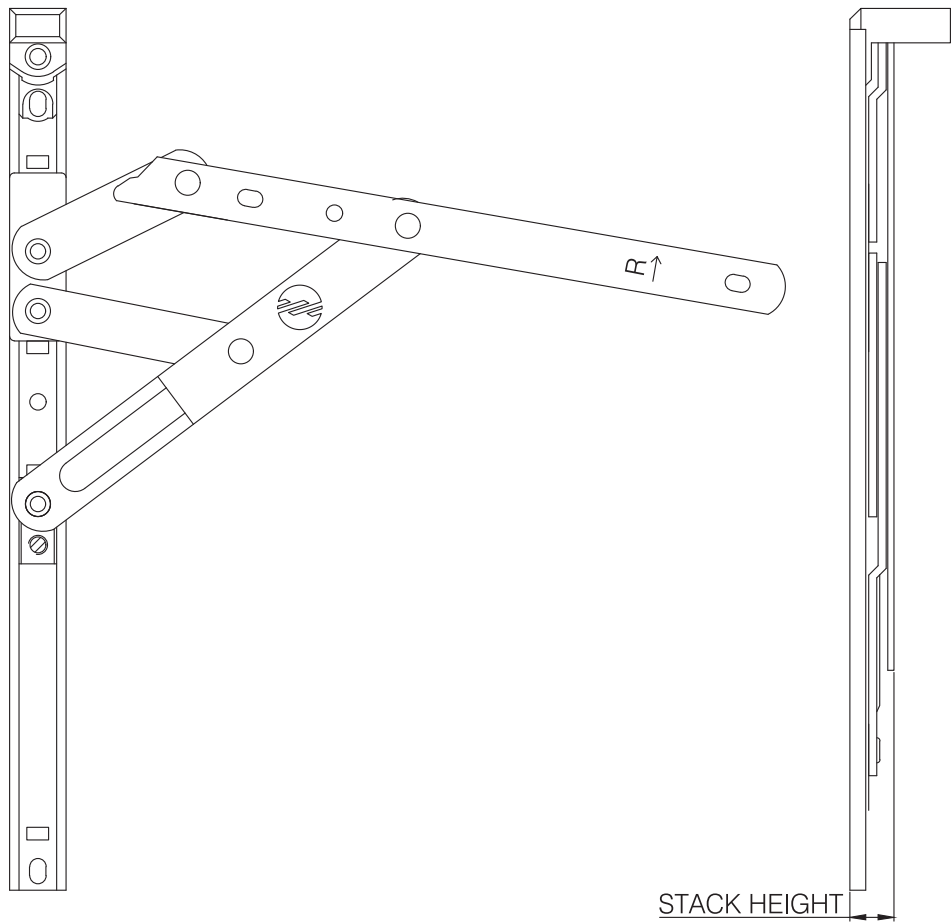
Heavy Duty Egress

Emergency exit hinge for triple glazed windows
& wide side hung windows

Friction
Hinges



TECHNICAL DRAWINGS



PART NUMBERS

Description	Size (")	Opening (°)	Width (mm)	Height (mm)	Weight (kg)	14mm Stack Height	17mm Stack Height
Egress	10	80 (+/- 2)	500	1300	20	022850	022860
Egress	12	84 (+/- 2)	700	1300	30	022852	022862
Egress	16	88 (+/- 2)	900	1300	40	022856	022866



Heavy Duty Egress Easy-Clean



Emergency exit & easy-clean for triple glazed windows

PRODUCT INFORMATION



Release mechanism shown in closed and easy-clean positions, re-engages automatically

- Suitable for use with triple glazing in standard profile systems and wide side hung sashes
- Meets the emergency egress requirements of Approved Document B
- Easy-clean facility enables sash to be moved to the opposite side of the frame for easy cleaning of external window pane
- Can be fitted to a standard 16mm track without any modifications to the profile
- 33% stronger than a standard side hung friction stay
- Manufactured from stainless steel
- Supports the additional weight of triple glazed units in their frames whilst maintaining smooth operation
- Stack heights - 14mm, 17mm

- Sizes - 12", 16"
- 40kg maximum sash weight
- 900mm maximum rebate width
- Independently tested to PAS24: 2012
- Weather resistance - tested to BSEN 1670 Grade 4, achieving 240 hours salt spray
- Mechanical load tested to BS6375-2
- Police Preferred Specification - Secured by Design accredited when used with iDeal casement hinge protector. See page 353.

GUARANTEES

"For emergency egress any window should have an unobstructed openable area that is at least 0.33m² and at least 450mm high and 450mm wide"

- Approved Document B

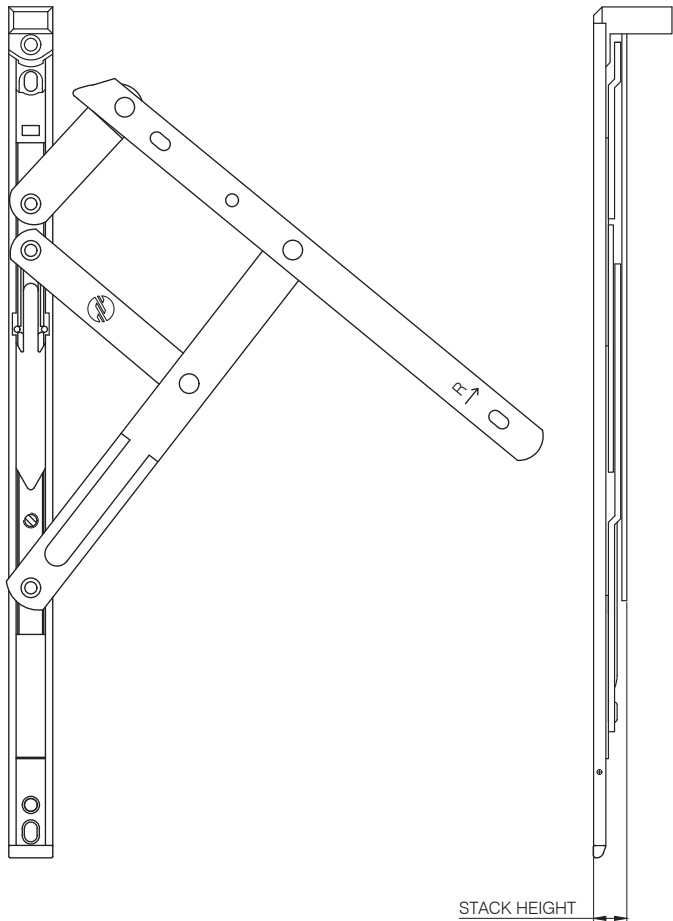


Heavy Duty Egress Easy-Clean

Emergency exit & easy-clean for triple glazed windows



TECHNICAL DRAWINGS



PART NUMBERS


Description	Size (")	Opening (°)	Width (mm)	Height (mm)	Weight (kg)	14mm Stack Height	17mm Stack Height
Side Hung	12	80	700	1300	30	022872	022882
Side Hung	16	88	900	1300	40	022876	022886



Defender Friction Hinge



PRODUCT INFORMATION



Patented lipped slider for smooth operation

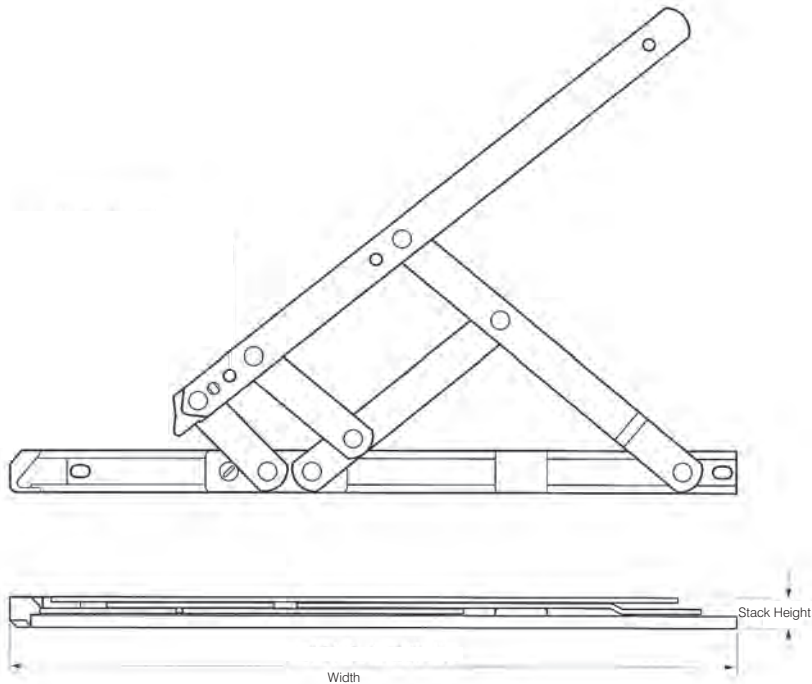
- Suitable for both top hung and side hung casement windows
- Simple friction adjustment without metal-to-metal contact
- Asymmetric location system for reliable weather-sealing
- Manufactured from high grade Austenitic (304) or Ferritic (430) stainless steel
- Standard Defender in 13mm stack height
- Defender Highline in 16mm and 17mm stack height
- Top hung sizes - 6" 8", 10", 12", 16", 20", 24"
- Top hung recommended maximum sash weight - 10kg - 40 kg
- Side hung sizes - 12", 16"
- Side hung recommended maximum sash weight - 24 kg
- Operational reliability - tested to 30,000 cycles
- Weather resistance - tested to BSEN 1670 Grade 4, achieving 240 hours salt spray
- BBA approved

GUARANTEES





TECHNICAL DRAWINGS




RECOMMENDED MAXIMUM SASH & PART NUMBERS

Description	Size (")	Width (mm)	Height (mm)	Weight (kg)	Opening (°)	Standard 13mm Stack Height	Highline 16mm Stack Height	Highline 17mm Stack Height
Top Hung	6	-	300	10	50°	028000	-	-
Top Hung	8	-	350	12	65°	028002T	028022	028042T
Top Hung	10	-	400	16	80°	028004	028024	028044
Top Hung	12	-	550	20	80°	028006	028026	028046
Top Hung	16	-	780	21	80°	028008	028028	028048
Top Hung	20	-	1100	26	50°	028010	028030	028050
Top Hung	24	-	1300	40	37.5°	028012	028032	028052
Side Hung	12	600	-	22	60°	028014	028034	028054
Side Hung	16	700	-	24	60°	028016	028036	028056



PRODUCT INFORMATION



Quick release button
for cleaning and
ventilation, relocates
automatically

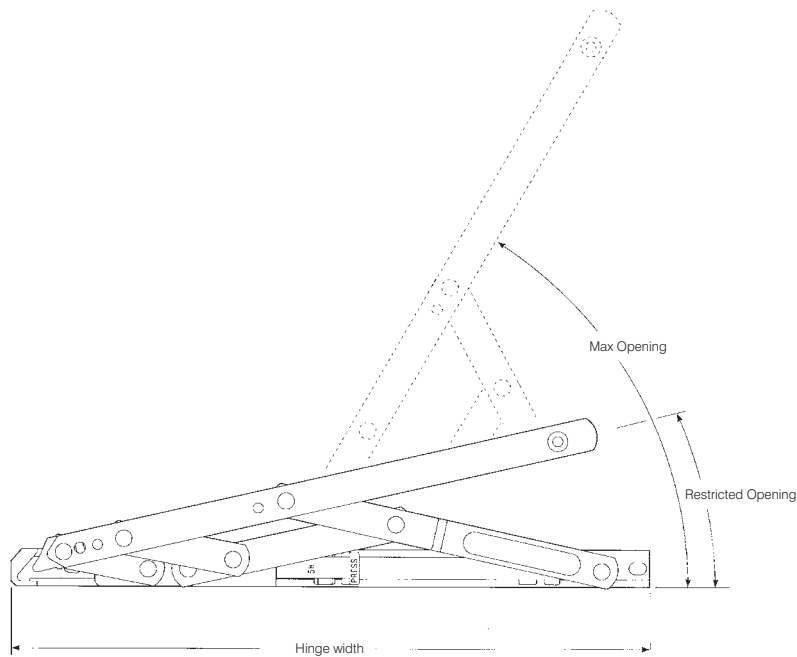
- Integral restrictor limits opening to 100mm
- Enables casement windows to comply with the safety device requirements of BS6375 Part 2 (350 Newtons)
- 'Quick release' button for cleaning and ventilation, re-engages automatically
- Suitable for both top hung and side hung casement windows
- Manufactured from high grade Austenitic (304) or Ferritic (430) stainless steel
- Stack heights - 13mm, 16mm, 17mm
- Top hung sizes - 12", 16", 20", 24"
- Top hung recommended maximum sash weight - 20kg - 40 kg
- Side hung sizes - 12" or 16"
- Side hung recommended maximum sash weight - 22kg - 24kg
- Operational reliability - tested to 30,000 cycles
- Weather resistance - tested to BSEN 1670 Grade 4, achieving 240 hours salt spray
- BBA approved

GUARANTEES





TECHNICAL DRAWINGS



PART NUMBERS

Description	Size (")	Width (mm)	Height (mm)	Weight (kg)	Opening (°)	13mm Stack Height	16mm Stack Height	17mm Stack Height
Top Hung	12	-	550	20	65° (14°)	028160	028180	028200
Top Hung	16	-	780	21	59° (10°)	028162	028182	028202
Top Hung	20	-	1100	26	50° (8°)	028164	-	028204
Top Hung	24	-	1300	40	37.5° (7°)	028166	028186	028206
Side Hung Left Hand	12	600	-	22	58° (13°)	028168	-	028208
Side Hung Right Hand	12	600	-	22	58° (13°)	028169	-	028209
Side Hung Left Hand	16	700	-	24	58° (11°)	028170	-	028210
Side Hung Right Hand	16	700	-	24	58° (11°)	028171	-	028211



Defender Egress Easy-Clean



PRODUCT INFORMATION



Release mechanism
enables easy-cleaning

- Enables casement windows to open fully for emergency exit to comply with Building Regulations Approved Document B for fire escape windows
- 'Quick release' button for cleaning and ventilation, re-engages automatically
- Suitable for side hung casement windows
- Manufactured from high grade austenitic (304) and ferritic (430) stainless steel
- Stack heights - 13mm, 16mm, 17mm
- Sizes - 12", 16"
- Recommended maximum sash weight 22kg - 24 kg
- Operational reliability - tested to 30,000 cycles
- Weather resistance - tested to BSEN 1670 Grade 4, achieving 240 hours salt spray
- BBA approved
- Box quantity x 25

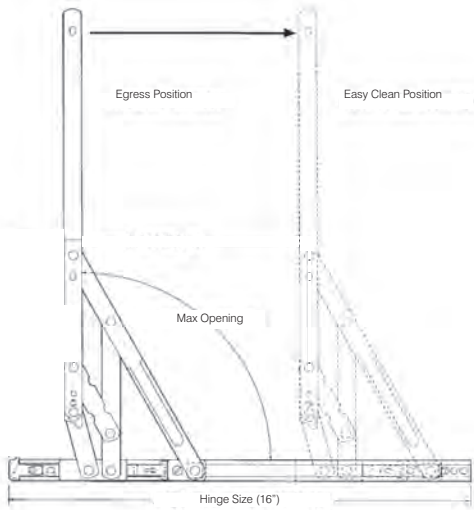
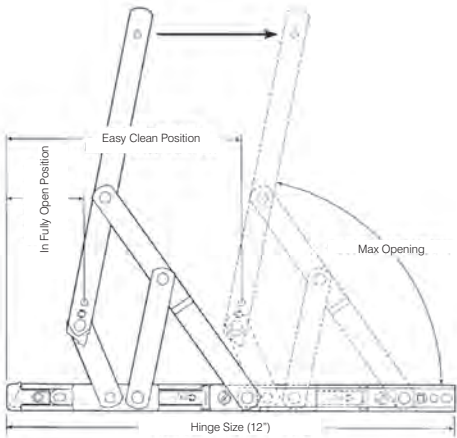
GUARANTEES



Defender Egress Easy-Clean



TECHNICAL DRAWINGS



PART NUMBERS

Description	Size (")	Width (mm)	Height (mm)	Weight (kg)	Opening (°)	13mm Stack Height	16mm Stack Height	17mm Stack Height
Defender Egress	12	600	-	22	80°	028284	028288	028292
Defender Egress	16	700	-	24	90°	028286	028290	028294



Standard Friction Hinge



PRODUCT INFORMATION



- Standard and highline stack heights
- Suitable for PVCu, timber and aluminium windows
- Top hung sizes: 8" 10" 12" 16" 20" 24"
- Stack heights - 13mm, 17mm
- Side hung sizes: 12" 16"
- Made from ferritic stainless steel
- Operational reliability - tested to 20,000 cycles
- Police Preferred Specification - Secured by Design accredited when used with iDeal casement hinge protector

GUARANTEES

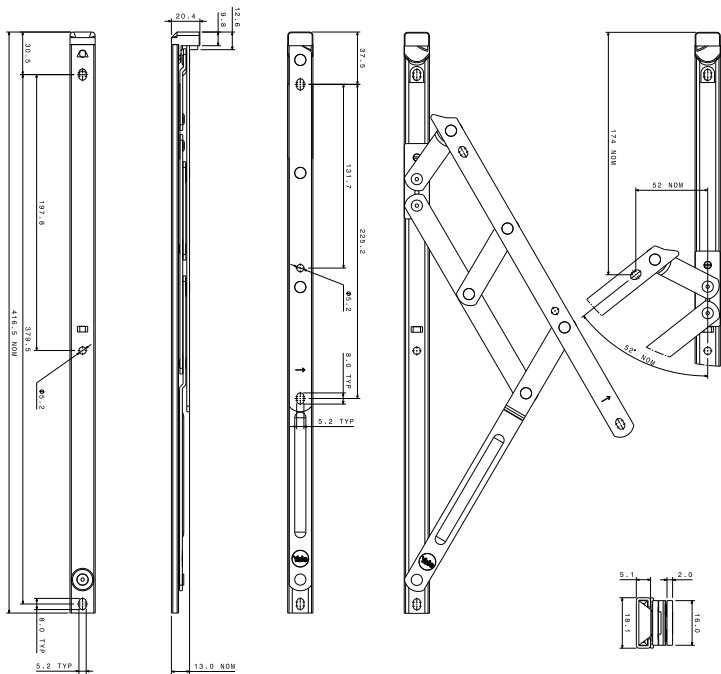


Standard Friction Hinge

Friction
Hinges



TECHNICAL DRAWINGS




PART NUMBERS

Description	Size (")	Width (mm)	Height (mm)	Weight (kg)	Opening Angle	13mm Stack Height	17mm Stack Height
Top Hung	8	-	350	12	60°	023408	023458
Top Hung	10	-	400	16	58°	023410	023460
Top Hung	12	-	550	20	65°	023412	023462
Top Hung	16	-	780	21	52°	023416	023466
Top Hung	20	-	1000	24	42°	023420	023470
Top Hung	24	-	1200	35	38°	023424	023474
Side Hung	12	600	-	22	60°	023432	023482
Side Hung	16	700	-	24	60°	023436	023486
Side Hung Egress	12	600	-	22	82°	023442	023492
Side Hung Egress	16	700	-	24	85°	023446	023496
Side Hung Egress Easy-Clean	16	700	-	24	84°	-	028751

[illegible]

This image shows a full page of blank, lined paper. It features approximately 20 evenly spaced horizontal grey lines across its entire width, providing a guide for handwriting or typing. The paper itself is a clean, off-white color.

Door Handles





Choosing Your Door Handle

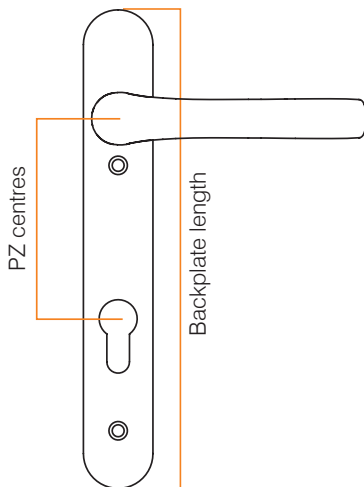
IDENTIFICATION

1. Identify the PZ

Measure the distance from the centre of the handle spindle hole to the centre of the cylinder.

The most common PZ size is 92mm.

However, PZ sizes can vary, depending on lock manufacturer and lock function i.e. twin spindle locks.



2. Identify the Length of the Backplate

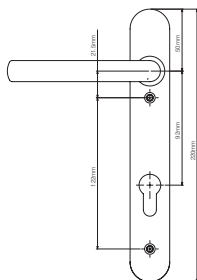
The multipoint locking system you use will dictate the size and type of door handle fitted.

Measure the lockcase and select a handle which screw fixings secure either through the lock or on either side of the lockcase. If you have an existing handle available measure the overall length of the backplate and note the position and number of screw fixings.

There are two standard variants of Mila door handles:

220mm Backplate:

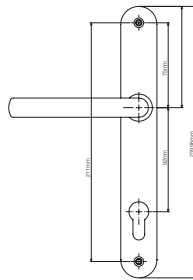
Two screw fix backplates. Lever/lever versions can be used with most standard PZ92 multipoint door locks. Lever/pad versions can be used with Mila ProSecure door locks or other split spindle locks.



220mm

240mm Backplate:

Two screw fix backplate, most commonly used with Mila locks and Yale door locks.



240mm

Door Handle Selection Guide


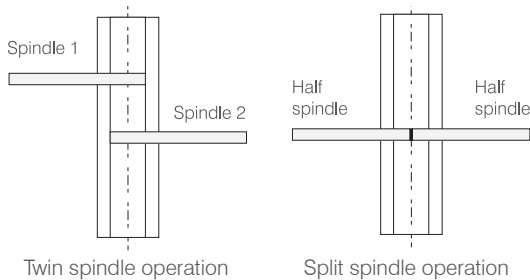


3. Identify the Type of Handle


There are two main types of door handle:

Lever/Lever: Lever handle internally and externally, generally for use with standard multipoint door locks. Mila lever/lever handles are usually PZ 92.

Lever/Pad: Lever handle internally and moveable pad handle externally, generally used with twin spindle or split spindle door locks (see diagrams below).



Lever operation




Pad operation

Ensure that the PZ distance for the pad handles match that of your door lock. Mila lever/pad handles are PZ 92/62 or PZ 92/92.

4. Select the Handle Finish Required:

Mila door handles can be supplied in a range of attractive finishes including:





At a Glance Product Matrix

	Page	PZ92/62 Centre	PZ92 Centre	Smart Technology Operation
iDeal Door Handle	93			✓
ProLinea Door Handle	95			✓
ProLinea PZ 92/62 Door Handle	97		✓	
ProStyle round lever	99			✓
ProStyle swept lever	101			✓
ProStyle oval lever	103			✓
ProStyle Door Handle heritage finishes	105			✓
ProLinea Infirm Door Handle	107			✓
SUPA™ Stainless Steel Door Handle	109			✓
ProSecure Door Handle	111			✓
SUPASecure™ Stainless Steel Door Handle	113			✓
SUPA™ Inline Pull Bar	115			
SUPA™ Offset Pull Bar	117			
SUPA™ D Pull Bar	119			
SUPA™ V Pull Bar	120			
SUPA™ Bow Pull Bar	121			
SUPA™ Door Knob	122			
Yale Conexis	123			✓ ✓



Finish Polished Chrome	✓	✓	✓	✓	✓	✓													✓
Finish Polished Gold	✓	✓	✓	✓	✓	✓					✓								
Finish Smokey Chrome	✓	✓	✓	✓	✓	✓													
Finish Smooth Satin Chrome	✓	✓	✓	✓	✓	✓													
Finish White	✓	✓	✓	✓	✓	✓			✓										
Finish Black	✓	✓	✓	✓	✓	✓													
Finish Anodised Gold (F3)	✓	✓	✓	✓	✓	✓													
Finish Anodised Silver (F1)	✓	✓	✓	✓	✓	✓													
Finish Heritage Pewter							✓												
Finish Brushed Stainless Steel								✓		✓	✓	✓	✓	✓	✓	✓	✓	✓	
Finish Polished Stainless Steel								✓	✓	✓	✓	✓	✓	✓	✓	✓	✓	✓	
Finish Polished Gold Stainless Steel								✓		✓									
Finish Duo Stainless Steel																			
Finish Duo Gold Stainless Steel																			
Guarantee 25 Year Surface Finish								✓		✓	✓	✓	✓	✓	✓	✓	✓	✓	
Guarantee 10 Year Surface Finish	✓	✓	✓	✓	✓	✓			✓										
Guarantee 5 Year Surface Finish	✓	✓	✓	✓	✓	✓													
Guarantee 25 Year Mechanical																			
Guarantee 10 Year Mechanical	✓	✓	✓	✓	✓	✓			✓										
Guarantee 5 Year Mechanical																			
Accreditation Secured by Design																			
Operation Lever/ Lever	✓	✓		✓	✓	✓	✓	✓	✓										✓
Operation Lever/Pad n			✓																
Operation Infirm Lever										✓									
Operation Pull-to-Open												✓	✓	✓	✓	✓	✓	✓	



iDeal Door Handle

PRODUCT INFORMATION



- Residential door handle
- Manufactured from aluminium
- 220mm backplate, PZ 92
- Lever/lever design
- Suits both left and right handed doors
- Fixing screws & spindle supplied
- Available in 4 finishes - white, black, anodised gold (F3) & anodised silver (F1)
- Simple to fit

GUARANTEES



FINISHES



White



Black

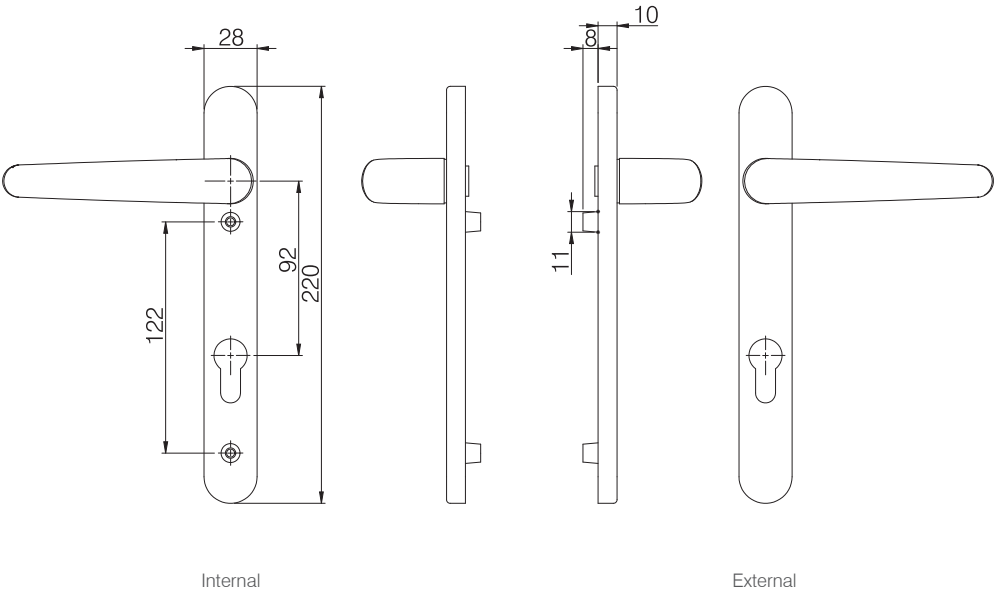


Anodised Gold (F3)



Anodised Silver (F1)

TECHNICAL DRAWINGS



PART NUMBERS

Description	Type	White	Black	Anodised Gold F3	Anodised Silver F1
iDeal Door Handle	Lever/lever, PZ92	050108	050107	050103	050100



ProLinea Door Handle

PZ92

PRODUCT INFORMATION



2 Lever Options

Universal lever/lever
& lever/pad options
with ergonomic finger
grips

- Residential door handle
- Manufactured from aluminium (painted and anodised - F1 & F3 finishes) or zinc (plated finishes)
- Backplate available in both 220mm and 240mm to suit most locking systems
- PZ 92
- Backplate features an integrated spring mechanism to ensure that lever returns consistently to 90°, avoiding any 'handle sag' and for ease of fabrication
- Suitable for use with sprung and unsprung door locks
- Rotate lever 180° to suit both left and right handed doors
- Corrosion resistance - salt spray tested to 240 hours (plated finishes) and 480 hours (powder coated finishes)
- Operational reliability - UKAS tested to 50,000 cycles under load
- Fixing screws supplied

FINISHES



Polished Gold



Polished Chrome



Smokey Chrome



Smooth Satin
Chrome



White



Black



Gold F3



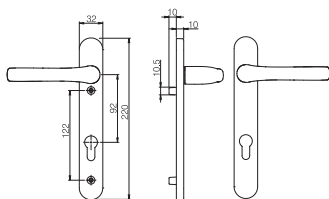
Silver F1

ProLinea Door Handle

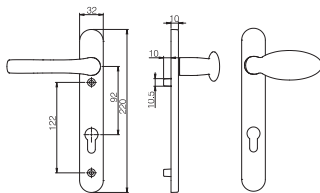
Door
Handles



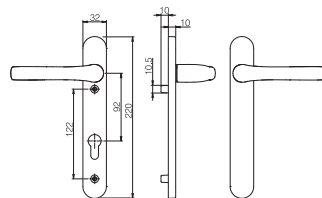
TECHNICAL DRAWINGS



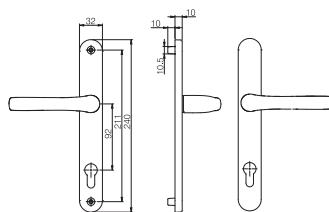
Lever/Lever, 220mm Backplate, PZ92



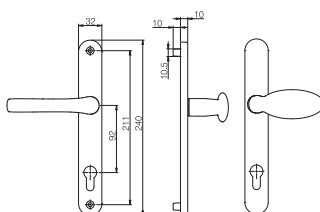
Lever/Pad, 220mm Backplate, PZ92



Lever/blind 220mm Backplate, PZ92



Lever/Lever, 240mm Backplate, PZ92



Lever/Pad, 240mm Backplate, PZ92

GUARANTEES



PART NUMBERS

Description	Back-plate length	PZ	Silver F1	Gold F3	Polished Gold	Polished Chrome	Smooth Satin Chrome	Smokey Chrome	White	Black
Lever/Lever	220mm	92	050300	050303	050304	050309	050302S	050305	050308	050307
Lever/Pad	220mm	92	050310	050313	050314	050319	050312S	050315	050318	050317
Lever/Lever (blind)	220mm	92	050340*	050343*	050344*	050349*	050342S*	050345*	050348*	050347*
Lever/Lever	240mm	92	050420	050423	050424	050409	050412S	050415	050428	050427
Lever/Pad	240mm	92	050430	050433	050434	050439	050432S	050435*	050438	050437

*Special order



ProLinea Door Handle

PZ 92/62

PRODUCT INFORMATION



2 Lever Options
Universal lever/lever
& lever/pad options
with ergonomic finger
grips

- Residential door handle
- Manufactured from aluminium (painted and anodised - F1 & F3 finishes) or zinc (plated finishes)
- 240mm backplate to suit most locking systems
- PZ 92/62
- Backplate features an integrated spring mechanism to ensure that lever returns consistently to 90°, avoiding any 'handle sag' and for ease of fabrication
- Suitable for use with sprung and unsprung door locks
- Rotate lever 180° to suit both left and right handed doors
- Corrosion resistance - salt spray tested to 240 hours (plated finishes) and 480 hours (powder coated finishes)
- Operational reliability - UKAS tested to 50,000 cycles under load
- Fixing screws supplied

FINISHES



Polished Gold



Polished Chrome



Smokey Chrome



Smooth Satin
Chrome



White



Black



Gold F3



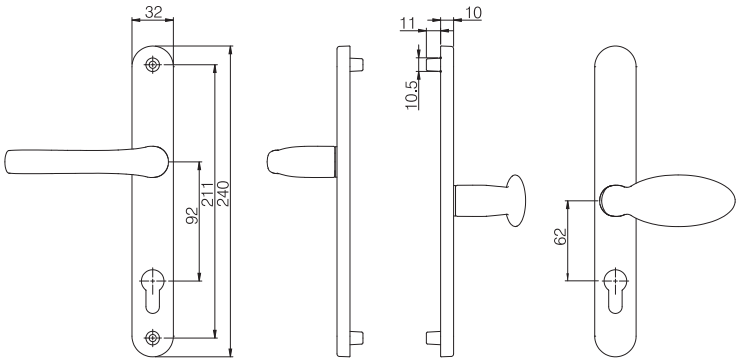
Silver F1

ProLinea Door Handle

PZ 92/62

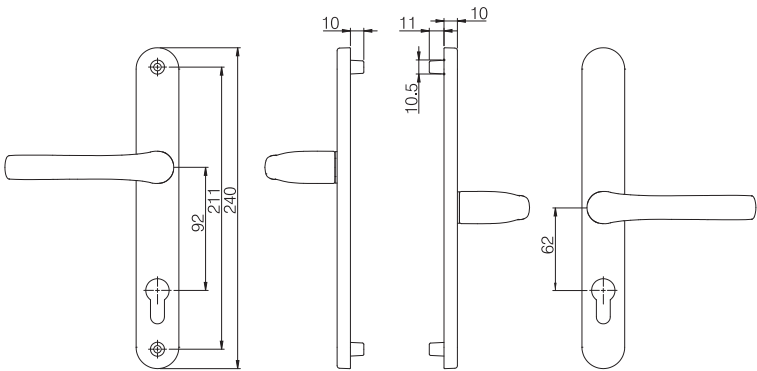


TECHNICAL DRAWINGS



Lever/pad, 240mm backplate, PZ 92/62

GUARANTEES



Lever/lever, 240mm backplate, PZ 92/62

PART NUMBERS

Description	Backplate length	PZ	Silver F1	Gold F3	Polished Gold	Polished Chrome	Smooth Satin Chrome	Smokey Chrome	White	Black
Lever/Lever	240mm	92/62	050440	050443	050444	050449	050442S	050445	050448	050447
Lever/Pad	240mm	92/62	050450	050453	050454	050459	050452S	050455	050458	050457



ProStyle Door Handle

Round Lever

PRODUCT INFORMATION



- Residential door handle
- Contemporary shaped lever
- Lever is separate to the backplate
- Suitable for left and right handed doors
- Backplate available in 220mm and 240mm
- Backplate features an integrated spring mechanism to ensure that lever returns consistently to 90° avoiding any 'handle sag' and for ease of fabrication
- Two spindles supplied to suit all door thicknesses
- Manufactured from zinc
- Three fixing screws supplied
- Operational reliability - achieved 50,000 cycles under load
- Design registered
- Suites with Mila ProStyle letterplate

FINISHES



Polished Gold



Polished Chrome



Smokey Chrome



Smooth Satin
Chrome



White



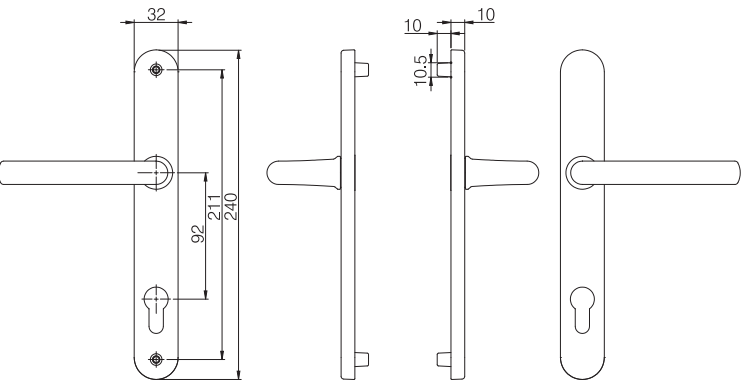
Black

ProStyle Door Handle

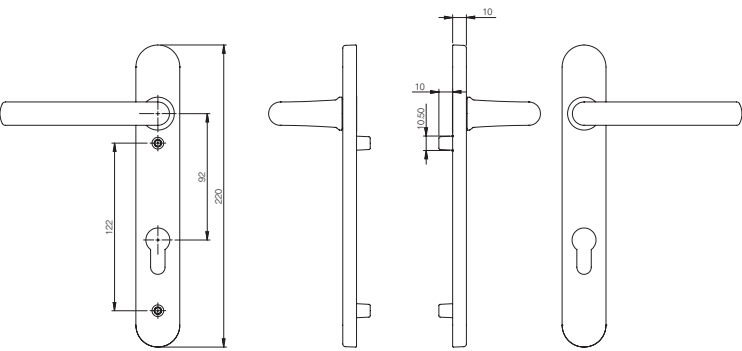
Round Lever



TECHNICAL DRAWINGS



240mm Backplate, PZ92



220mm Backplate, PZ92

GUARANTEES



PART NUMBERS

Description	PZ	Backplate Length	Polished Gold	Polished Chrome	Smooth Satin Chrome	Smokey Chrome	White	Black
ProStyle Lever Round	-	-	050814	050811	050812S	050815	050818	050817
ProStyle Backplate	92	220mm	050864	050861	050862S	050865	050868	050867
ProStyle Backplate	92	240mm	050884	050881	050882S	050885	050888	050887



ProStyle Door Handle

Swept Lever

PRODUCT INFORMATION



- Residential door handle
- Contemporary shaped lever
- Lever is separate to the backplate
- Suitable for left and right handed doors
- Backplate available in 220mm and 240mm
- Backplate features an integrated spring mechanism to ensure that lever returns consistently to 90°, avoiding any 'handle sag' and for ease of fabrication
- Two spindles supplied to suit all door thicknesses
- Manufactured from zinc
- Three fixing screws supplied
- Operational reliability - achieved 50,000 cycles under load
- Design registered
- Suites with Mila ProStyle letterboxes

FINISHES



Polished Gold



Polished Chrome



Smokey Chrome



Smooth Satin
Chrome



White



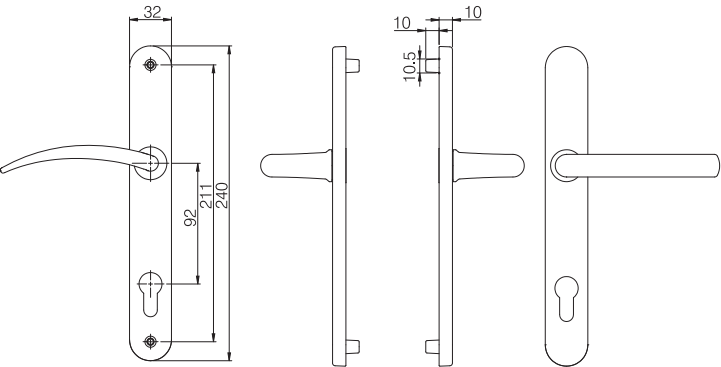
Black

ProStyle Door Handle

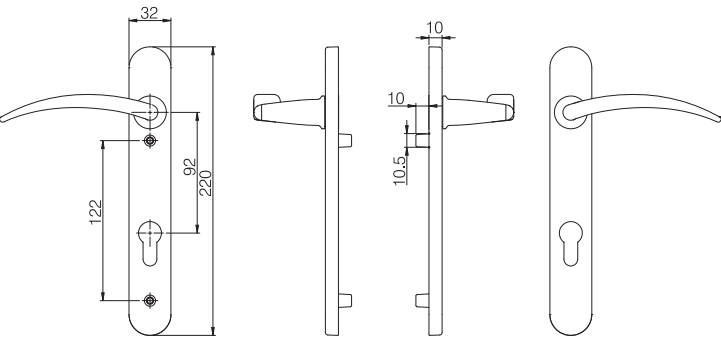
Swept Lever



TECHNICAL DRAWINGS



240mm Backplate, PZ92



220mm Backplate, PZ92

GUARANTEES



PART NUMBERS

Description	PZ	Backplate Length	Polished Gold	Polished Chrome	Smooth Satin Chrome	Smokey Chrome	White	Black
ProStyle Lever Swept	-	-	050824	050821	050822S	050825	050828	050827
ProStyle Backplate	92	220mm	050864	050861	050862S	050865	050868	050867
ProStyle Backplate	92	240mm	050884	050881	050882S	050885	050888	050887



ProStyle Door Handle

Oval Lever

PRODUCT INFORMATION



- Residential door handle
- Contemporary shaped lever
- Lever is separate to the backplate
- Suitable for left and right handed doors
- Backplate available in 220mm and 240mm
- Backplate features an integrated spring mechanism to ensure that lever returns consistently to 90°, avoiding any 'handle sag' and for ease of fabrication
- Two spindles supplied to suit all door thicknesses
- Manufactured from zinc
- Three fixing screws supplied
- Operational reliability - achieved 50,000 cycles under load
- Design registered
- Suites with Mila ProStyle letterboxes

FINISHES



Polished Gold



Polished Chrome



Smokey Chrome



Smooth Satin
Chrome



White



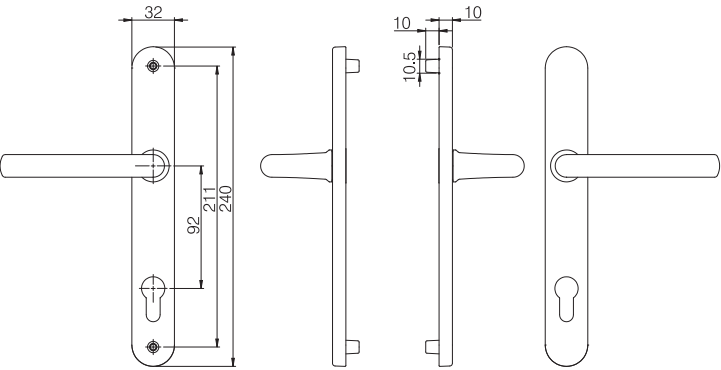
Black

ProStyle Door Handle

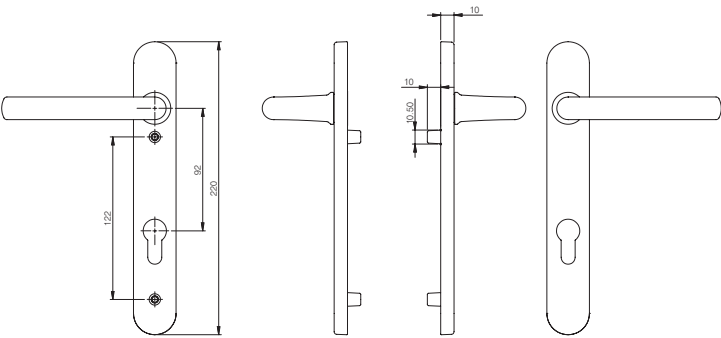
Oval Lever



TECHNICAL DRAWINGS



240mm Backplate, PZ92



220mm Backplate, PZ92

GUARANTEES



PART NUMBERS

Description	PZ	Backplate Length	Polished Gold	Polished Chrome	Smooth Satin Chrome	Smokey Chrome	White	Black
ProStyle Lever Oval	-	-	050804	050801	050802S	050805	050808	050807
ProStyle Backplate	92	220mm	050864	050861	050862S	050865	050868	050867
ProStyle Backplate	92	240mm	050884	050881	050882S	050885	050888	050887



ProStyle Door Handles

Traditional Heritage Finishes

PRODUCT INFORMATION



- Residential door handle
- 2 new traditional finishes - Heritage black and Heritage Pewter
- Lever is separate to the backplate
- Suitable for left and right handed doors
- Backplate available in 220mm and 240mm
- Backplate features an integrated spring mechanism to ensure that lever returns consistently to 90°, avoiding any 'handle sag' and for ease of fabrication
- Two spindles supplied to suit all door thicknesses
- Manufactured from zinc
- Three fixing screws supplied
- Operational reliability - achieved 50,000 cycles under load
- Design registered
- Suites with Mila ProStyle heritage letterboxes, knockers, numerals and window handles all in Heritage finishes

FINISHES



Heritage Black
Round Lever



Heritage Pewter
Round Lever



Heritage Black
Swept Lever



Heritage Pewter
Swept Lever



Heritage Black
Oval Lever



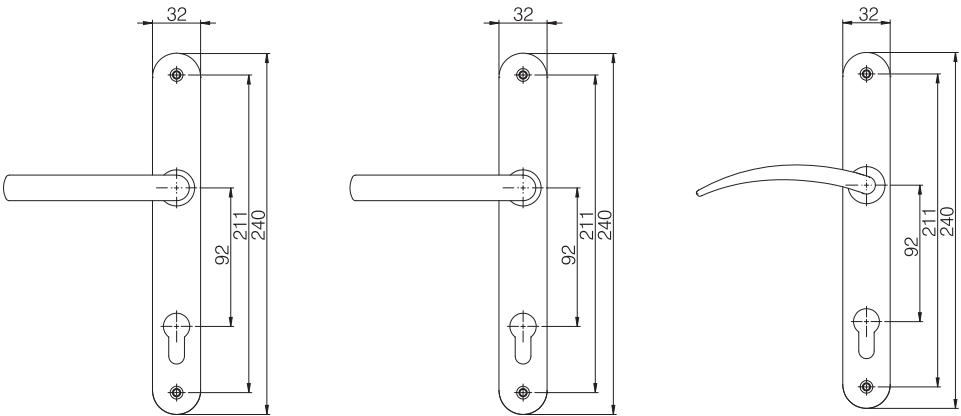
Heritage Pewter
Oval Lever

ProStyle Door Handle

Traditional Heritage Finishes



TECHNICAL DRAWINGS



Full full technical drawing specifications please see pages;

- ProStyle handle with round lever p. 100
- ProStyle handle with swept lever p. 102
- ProStyle handle with oval lever p. 104

GUARANTEES



PART NUMBERS

Description	PZ	Backplate Length	Heritage Black	Heritage Pewter
ProStyle Lever Round	-	-	050816	050810
ProStyle Lever Swept	-	-	050826	050820
ProStyle Lever Oval	-	-	050806	050800
ProStyle Backplate	92	220mm	050866	050860
ProStyle Backplate	92	240mm	050886	050880



ProLinea Infirm Door Handle

PRODUCT INFORMATION



Easy-grip lever
which is extra long
and curved at the
end for ease of use



- Specially designed lever for the elderly and infirm
- Manufactured from zinc
- Suitable for left and right handed doors

- Backplate available in 220mm and 240mm
- Backplate features an integrated spring mechanism to ensure that lever returns consistently to 90° to prevent 'handle sag' and for ease of fabrication
- 2 spindles supplied as standard to suit all door thicknesses
- Fixing screws supplied as standard
- Operational reliability - independently tested 50,000 cycles under load
- Meets the requirements of Approved Document M and the Lifetime Homes initiative
- Security version also available

PART NUMBERS

Description	PZ	Backplate	White
Infirm Lever	-	-	050838
Backplate	92	220mm	050868
Backplate	92	240mm	050888

GUARANTEES



Door Handles





Supa™ Door Handle

Stainless Steel

PRODUCT INFORMATION



Clip-on Cover
for the internal
backplate, conceals
screws

Universal
Lever/pad option
available



- The Supa™ door handle range is part of Mila's standard stainless steel range
- Stainless steel grade 304 as standard. Option of grade 316 marine grade stainless steel, suitable for coastal regions & areas of high pollution
- Corrosion resistance - independently tested to 1000 hours salt spray
- Backplate features a self-fit captive spring mechanism to ensure that the lever returns consistently to 90° avoiding any 'handle sag'
- Suitable for use with sprung and unsprung door locks
- Operational reliability - achieved 50,000 cycles under load
- Suits both left and right handed doors

GUARANTEES



FINISHES



Brushed Stainless



Polished Stainless



Polished Gold Stainless

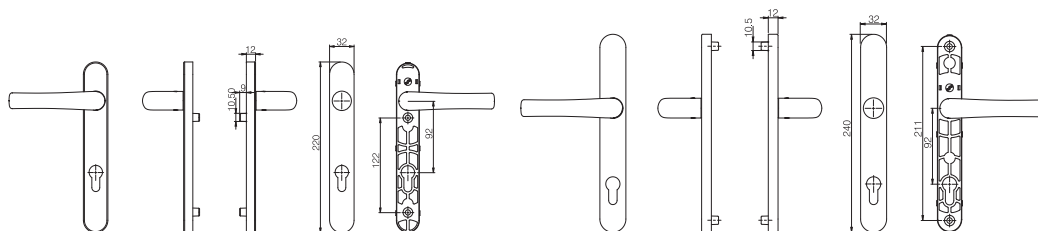
Supa™ Door Handle

Stainless Steel

Door
Handles



TECHNICAL DRAWINGS



Lever/Lever, 220mm Backplate, PZ92

Lever/Lever, 240mm Backplate, PZ92

PART NUMBERS

Description	Backplate Length	PZ	Stainless Steel grade	Brushed Stainless	Polished Stainless	Polished Gold Stainless
Supa Standard Lever/Lever	220mm	92	Int. 304/ Ext. 304	570301	570302	570304
Supa Standard Lever/Lever	220mm	92	Int. 304/ Ext. 316	571301	571302	571304
Supa Standard Lever/Pad	220mm	92	Int. 304/ Ext. 304	570311	570312	570314
Supa Standard Lever/Pad	220mm	92	Int. 304/ Ext. 316	571311	571312	571314
Supa Standard Lever/Blank	220mm	92	Int. 304/ Ext. 304	570361	570362	570364
Supa Standard Lever/Blank	220mm	92	Int. 304/ Ext. 316	571361*	571362*	571364*
Supa Standard Lever/Blind	220mm	92/0	Int. 304/ Ext. 304	570341	570342	570344
Supa Standard Lever/Blind	220mm	92/0	Int. 304/ Ext. 316	571341*	571342*	571344*
Supa Standard Lever/Lever	240mm	92	Int. 304/ Ext. 304	570401	570402	570404
Supa Standard Lever/Lever	240mm	92	Int. 304/ Ext. 316	571401	571402	571404
Supa Standard Lever/Lever	240mm	92/62	Int. 304/ Ext. 304	570441	570442	570444
Supa Standard Lever/Lever	240mm	92/62	Int. 304/ Ext. 316	571441	571442	571444
Supa Standard Lever/Pad	240mm	92	Int. 304/ Ext. 304	570431	570432	570434
Supa Standard Lever/Pad	240mm	92	Int. 304/ Ext. 316	571431	571432	571434
Supa Standard Lever/Pad	240mm	92/62	Int. 304/ Ext. 304	570451	570452	570454
Supa Standard Lever/Pad	240mm	92/62	Int. 304/ Ext. 316	571451	571452	571454
Supa Standard Lever/Blank	240mm	92	Int. 304/ Ext. 304	570461	570462	570464
Supa Standard Lever/Blank	240mm	92	Int. 304/ Ext. 316	571461*	571462	571464*
Supa Standard Lever/Blind	240mm	92/0	Int. 304/ Ext. 304	570471	570472	570474
Supa Standard Lever/Blind	240mm	92/0	Int. 304/ Ext. 316	571471*	571472	571474*

*Special order



ProSecure Door Handle

Enhanced Security



PRODUCT INFORMATION



2 Lever options
Universal lever/
lever & lever/pad
options

Enhanced security door handle with a raft of intelligent design features:

- Anti-grip chamfered backplate shoulders provide mole-grip resistance
- Steel reinforcement technology concealed within the standard backplate provides anti-jemmy resistance
- Anti-drill rotating disc shields the cylinder face from attack, preventing a drill bit from penetrating the cylinder
- Anti-snap integrated cylinder guard, visible within the raised backplate design, encases the cylinder to protect it from attack - no need for an anti-snap cylinder
- Backplate features an integrated spring mechanism to ensure that lever returns consistently to 90° avoiding any 'handle sag' and for ease of fabrication
- Independently tested at Exova to the enhanced security standard PAS 024: 2016, TS007: 2014 and A1: 2015
- Durability and corrosion resistance tested to BSEN1906: grade 4
- Police Preferred Specification - Secured by Design accredited, SBD logo etched onto external backplate acts as a visual deterrent
- BSI 2 star Kitemark accredited - logo etched onto internal backplate for home-owner peace-of-mind
- Available in 220mm & 240mm backplate sizes
- Sold complete with three sizes of fixing screws & two spindles to fit all common door thicknesses

Community registered design:
1259998-0001
EU Patent: EP2580411B

FINISHES



Polished Gold



Polished Chrome



Smokey Chrome



Smooth Satin
Chrome



White



Black

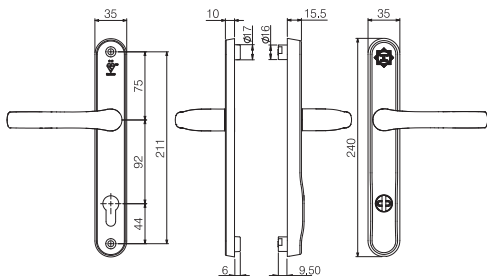
ProSecure Door Handle

Enhanced Security

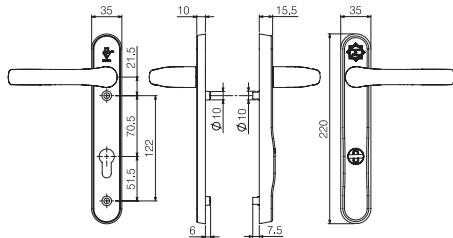
Door
Handles



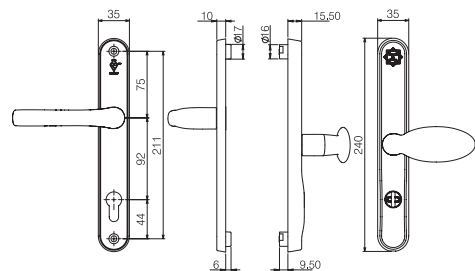
TECHNICAL DRAWINGS



240mm Backplate PZ 92



220mm Backplate PZ 92



240mm Backplate PZ 92/62

GUARANTEES



PART NUMBERS

Description	PZ	Backplate Length	Polished Gold	Polished Chrome	Smokey Chrome	Smooth Satin Chrome	White	Black
Lever/Lever	92	220 mm	050124	050121	050125	050122S	050128	050127
Lever/Lever	92	240 mm	050204	050201	050205	050202S	050208	050207
Lever/Lever	92/62	240 mm	050224	050221	-	050222S	050228	050227
Lever/Pad	92	240 mm	050214	050211	-	050212S	050218	050217
Lever/Pad	92/62	240 mm	050234	050231	0502325	050232S	050238	050237




SupaSecure™ Door Handle

Enhanced Security, Stainless Steel



PRODUCT INFORMATION



Clip-on Cover
for the internal
backplate, conceals
screws



2 Lever Options
Universal lever/lever
& lever/pad options
with finger grips

The Supa™ Secure door handle is part of Mila's stainless steel range and has a raft of intelligent design features:

- Anti-grip chamfered backplate shoulders provide mole-grip resistance
- Cast steel backplate provides anti-jemmy resistance
- Anti-drill rotating disc shields the cylinder face from attack, preventing a drill bit from penetrating the cylinder
- Anti-snap integrated cylinder guard, visible within the raised backplate design, encases the cylinder to protect it from attack - no need for an anti-snap cylinder
- Stainless steel grade 304 as standard. Option of grade 316 marine grade stainless steel, suitable for coastal regions & areas of high pollution
- Independently tested at Exova to PAS 024: 2016, TS007: 2014 and A1: 2015
- Corrosion resistance - independently tested to 1000 hours salt spray (grade 316)
- Police Preferred Specification - Secured by Design accredited, SBD logo etched onto external backplate acts as a visual deterrent
- BSI 2 star Kitemark accredited - logo etched onto internal backplate for home-owner peace-of-mind
- To select the most suitable grade of stainless steel for your application please refer to our postcode finder on pages 393 - 400

FINISHES



Polished Gold Stainless



Polished Stainless



Brushed Stainless

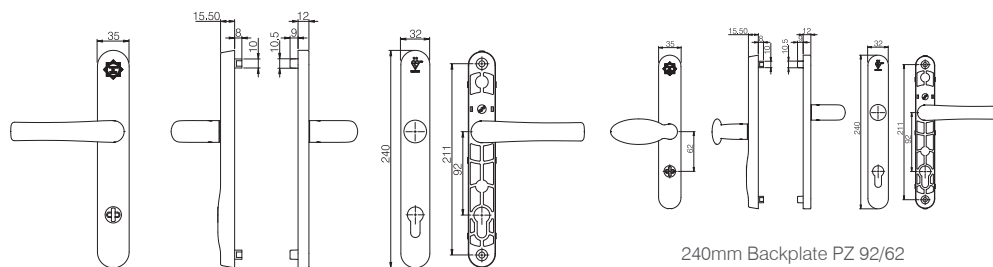
SupaSecure™ Door Handle

Enhanced Security, Stainless Steel

Door
Handles

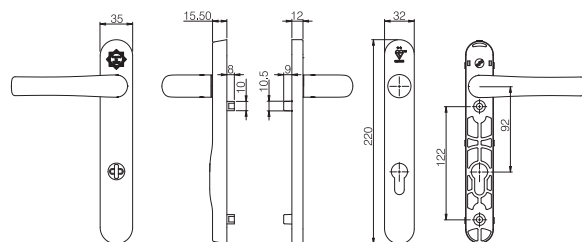


TECHNICAL DRAWINGS



240mm Backplate PZ 92

240mm Backplate PZ 92/62



220mm Backplate PZ 92

GUARANTEES



PART NUMBERS

Description	Backplate Length	PZ	Stainless Steel Grade	Polished Gold Stainless	Polished Stainless	Brushed Stainless
SupaSecure™ Lever/Lever	220mm	92	Int. 304/ Ext. 304	570124	570121	570122
SupaSecure™ Lever/Lever	220mm	92	Int. 304/ Ext. 316	571124*	571121	571122*
SupaSecure™ Lever/Lever	240mm	92	Int. 304/ Ext. 304	570204	570201	570202
SupaSecure™ Lever/Lever	240mm	92	Int. 304/ Ext. 316	571204	571201	571202
Supa Secure™ LeverLever	240mm	92/62	Int. 304/ Ext. 316	571224	571221	571222
SupaSecure™ Lever/Lever	240mm	92/62	Int. 304/ Ext. 304	570224	570221	570222
SupaSecure™ Lever/Pad	240mm	92/62	Int. 304/ Ext. 316	571234	571231	571232
SupaSecure™ Lever/Pad	240mm	92/62	Int. 304/ Ext. 304	570234	570231	570232



Supa™ Inline Pull Bar

Stainless Steel

PRODUCT INFORMATION



Supa™ is Mila's Stainless Steel product range.

- Inline pull bar - available in a range of lengths from 400mm to 1800mm
- 3 finishes - brushed stainless steel, duo stainless and duo gold stainless
- Duo finish options feature polished stainless steel ends combined with a brushed stainless steel centre. Intelligent design which looks stylish and conceals fingermarks
- Stainless steel grade 304 as standard. Option of grade 316 marine grade stainless steel, suitable for coastal regions & areas of high pollution
- Universal - suitable for both left and right handed doors
- Salt spray tested to 1000 hours for proven corrosion resistance (grade 316)
- 1 bar, 3 ways to fix it - through fix, concealed fix or back-to-back
- Suites with Mila's Supa™ Stainless Steel door furniture range
- To select the most suitable grade of stainless steel for your application please refer to our postcode finder on pages 393 - 400

3 FIXING OPTIONS



Back to Back Fix



Through Fix



Concealed Fix

FINISHES



Brushed Stainless



Duo Stainless



Duo Gold

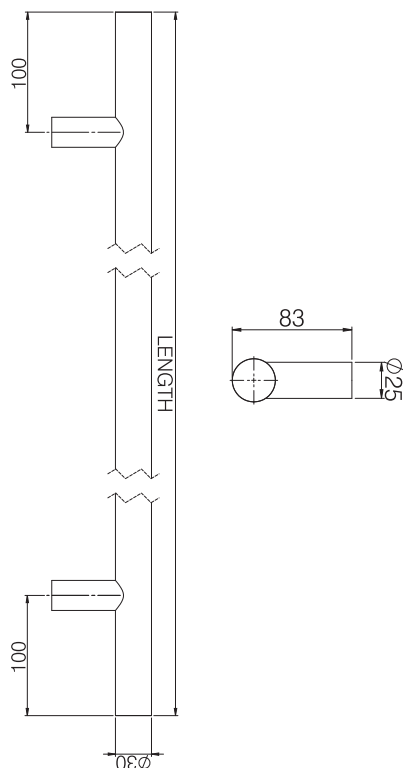
Supa™ Inline Pull Bar

Stainless Steel

Door
Handles



TECHNICAL DRAWINGS



GUARANTEES



SupaSecure™ Escutcheon

See page
311

- Stainless steel grade 304
- Anti-drill rotating disc shields the cylinder face from attack
- Anti-snap integrated cylinder guard encases the cylinder - removing need for an anti-snap cylinder
- Independently tested to the enhanced security requirements of PAS24: 2016
- Meets the requirements of Approved Document Q
- Secured by Design accredited
- TS007: 2014 and A1: 2015
- BSI 2 Star Kitemark accredited

PART NUMBERS

Description	Type	Steel Grade	Bar Length (mm)	Fixings	Brushed Stainless	Duo Stainless	Duo Gold
Supa™ Pull Bar	Inline	304	400mm	2	573102	573100	573103
Supa™ Pull Bar	Inline	304	600mm	2	573112	573110	573113
Supa™ Pull Bar	Inline	304	800mm	2	573122	573120	573123
Supa™ Pull Bar	Inline	304	1000mm	2	573132	573130	573133
Supa™ Pull Bar	Inline	304	1200mm	2	573142	573140	573143
Supa™ Pull Bar	Inline	304	1400mm	3	573152	-	-
Supa™ Pull Bar	Inline	304	1600mm	3	573162	-	-
Supa™ Pull Bar	Inline	304	1800mm	3	573172	573170	573173



Supa™ Offset Pull Bar


Stainless Steel

PRODUCT INFORMATION

Supa™ is Mila's Stainless Steel range.

- The offset pull bar is available in a range of lengths from 400mm to 1800mm
- 3 finishes - brushed stainless steel, duo stainless and duo gold stainless
- Duo finish options feature polished stainless steel ends combined with a brushed stainless steel centre. Intelligent design which looks stylish and conceals fingermarks
- Stainless steel grade 304 as standard. Option of grade 316 marine grade stainless steel, suitable for coastal regions & areas of high pollution
- Universal - suitable for both left and right handed doors
- 1 bar, 3 ways to fix it - through fix, concealed fix or back-to-back
- Corrosion resistance - independently tested to 1000 hours
- Suites with Mila's Supa™ Stainless Steel door furniture range
- To select the most suitable grade of stainless steel for your application please refer to our postcode finder on pages 393 - 400

3 FIXING OPTIONS



Back to Back Fix



Through Fix



Concealed Fix

FINISHES



Brushed Stainless



Duo Stainless
(polished & brushed)



Duo Gold
(polished & brushed)

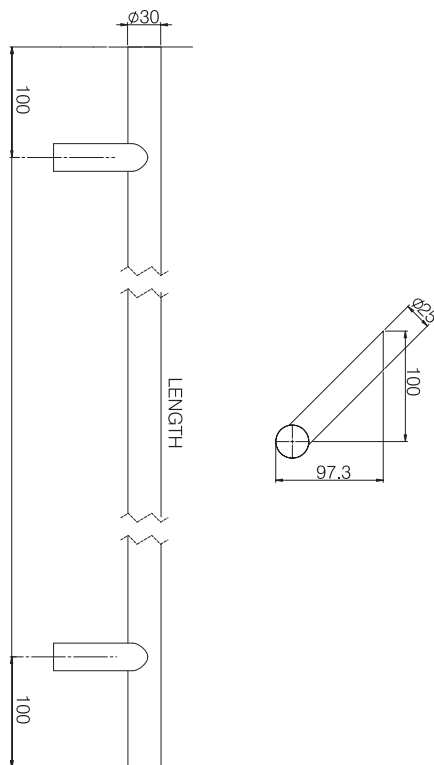
Supa™ Offset Pull Bar

Stainless Steel

Door
Handles



TECHNICAL DRAWINGS



GUARANTEES



SupaSecure™ Escutcheon

See page
311

- Stainless steel grade 304
- Anti-drill rotating disc shields the cylinder face from attack
- Anti-snap integrated cylinder guard encases the cylinder - removing need for an anti-snap cylinder
- Independently tested to the enhanced security requirements of PAS24: 2016
- Meets the requirements of Approved Document Q
- Secured by Design accredited
- TS007: 2014 and A1: 2015
- BSI 2 Star Kitemark accredited

PART NUMBERS

Description	Type	Steel Grade	Bar Length (mm)	Fixings	Brushed Stainless	Duo Stainless	Duo Gold
Supa™ Pull Bar	Offset	304	400	2	573002	573000	573003
Supa™ Pull Bar	Offset	304	600	2	573012	573010	573013
Supa™ Pull Bar	Offset	304	800	2	573022	573020	573023
Supa™ Pull Bar	Offset	304	1000	2	573032	573030	573033
Supa™ Pull Bar	Offset	304	1200	2	573042	573040	573043
Supa™ Pull Bar	Offset	304	1400	3	573052	-	-
Supa™ Pull Bar	Offset	304	1600	2	573062	-	-
Supa™ Pull Bar	Offset	304	1800	2	573072	-	-



Supa™ D Pull Bar

Stainless Steel

PRODUCT INFORMATION



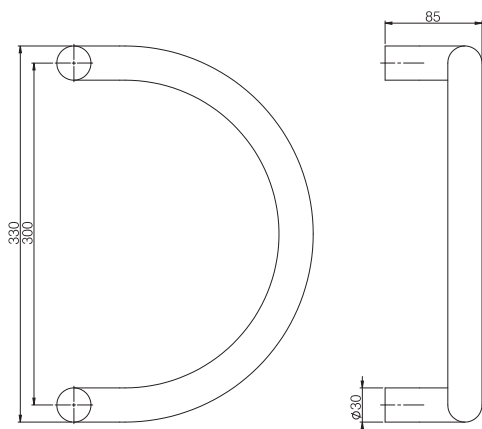
Supa™ is Mila's Stainless Steel range.

- Stainless steel grade 304 as standard. Option of grade 316 marine grade stainless steel, suitable for coastal regions & areas of high pollution
- Universal - suits both left and right handed doors
- 1 bar, 3 ways to fix it - through fix, concealed fix or back-to-back
- Corrosion resistance - independently tested to 1000 hours salt spray
- To select the most suitable grade of stainless steel for your application please refer to our postcode finder on pages 393 - 400

SupaSecure™ Escutcheon

See page
311

TECHNICAL DRAWINGS



GUARANTEES



PART NUMBERS

Description	Stainless Steel Grade	Bar Length (mm)	Brushed Stainless
Supa Pull Bar, D Shape	304	330mm	573202

Supa™ V Pull Bar

Stainless Steel

Door
Handles



PRODUCT INFORMATION




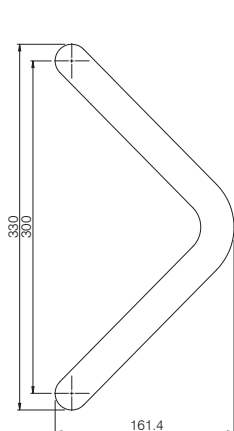
Supa™ is Mila's Stainless Steel range.

- Stainless steel grade 304 as standard. Option of grade 316 marine grade stainless steel, suitable for coastal regions & areas of high pollution
- Universal - suits both left and right handed doors
- 1 bar, 3 ways to fix it - through fix, concealed fix or back-to-back
- Corrosion resistance - independently tested to 1000 hours salt spray
- To select the most suitable grade of stainless steel for your application please refer to our postcode finder on pages 393 - 400

SupaSecure™ Escutcheon

See page
311

TECHNICAL DRAWINGS



GUARANTEES



PART NUMBERS

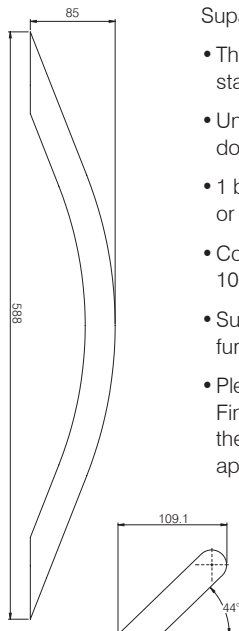
Description	Stainless Steel Grade	Bar Length (mm)	Brushed Stainless
Supa Pull Bar, V Shape	304	330mm	573212



Supa™ Bow Pull Bar

Stainless Steel

PRODUCT INFORMATION




Supa™ is Mila's Stainless Steel range.

- The bow shaped pull bar is manufactured from stainless steel grade 304
- Universal - suitable for both left and right handed doors
- 1 bar, 3 ways to fix it - through fix, concealed fix or back-to-back
- Corrosion resistance - independently tested to 1000 hours
- Suites with Mila's Supa™ Stainless Steel door furniture range
- Please refer to our Stainless Steel Postcode Finder at the back of the catalogue to choose the most suitable grade of stainless steel for your application

SupaSecure™
Escutcheon

See page
311

3 FIXING OPTIONS



Back to Back Fix



Through Fix



Concealed Fix

PART NUMBERS

Description	Shape	Bar Length (mm)	Brushed Stainless
Supa Pull Bar	Bow	588mm	573222

GUARANTEES



Supa™ Door Knob

Stainless Steel

Door
Handles



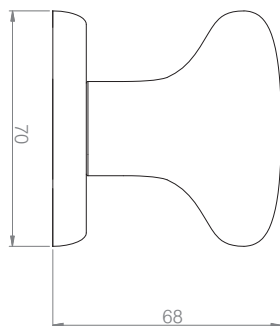
PRODUCT INFORMATION



- The Supa™ door knob is manufactured from stainless steel grade 316
- Universal - suitable for both left and right handed doors
- Available in 5 finishes - duo gold, duo stainless, brushed stainless, polished stainless and polished gold
- Duo finish options feature polished stainless steel rose combined with a brushed stainless steel knob. Intelligent design which looks stylish and conceals fingermarks
- 2 fixing options - through fix or concealed fix (see drawings on page 121)
- Corrosion resistance - independently tested to 1000 hours
- Suites with Mila's Supa™ Stainless Steel door furniture range including escutcheons from page 311



TECHNICAL DRAWINGS



FINISHES



Duo Gold



Polished Gold



Duo Stainless



Polished Stainless



Brushed Stainless

PART NUMBERS

Description	Fixing	Duo Gold	Polished Gold	Duo Stainless	Polished Stainless	Brushed Stainless
SUPA™ Door Knob	Through-fix	574003	-	574000	-	574002
SUPA™ Door Knob	Concealed-fix	574013	574004	574010	574001	574012



Conexis L1 Door Handle

Smart Living



PRODUCT INFORMATION



Open the door to your world with the Conexis® L1 Smart Door Lock.

The Smart Door Lock that puts you fully in control giving you the freedom to secure your home without the need for a key.

- Compatible with most multipoint locks
- Engineered for easy installation.
- 3 ways to open your door; key card, key tag and phone tag
- Operating temperature -15oC to 55oC
- IP55 weather resistant
- PAS 24 Compliant
- Low power consumption - batteries last up to 1 year
- 4 x AA batteries

GUARANTEES



CLOSE-UP



Key Card



Key Tag



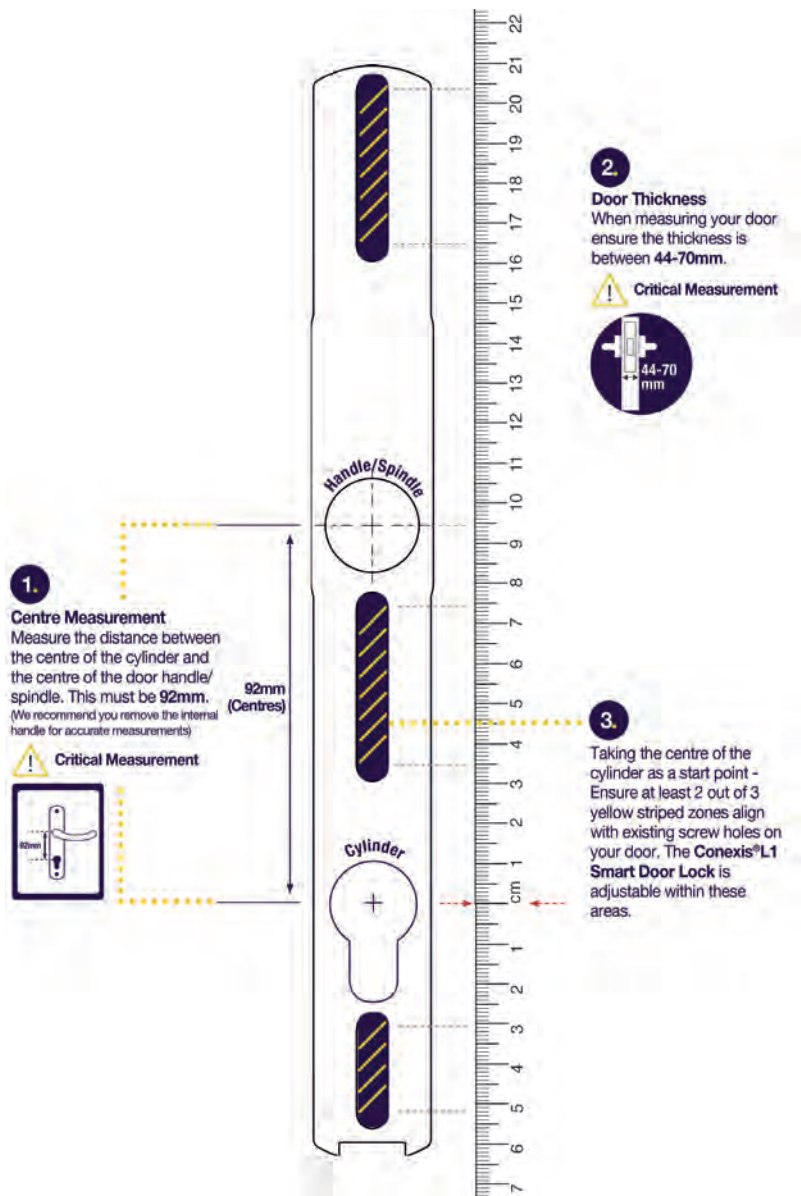
Phone Tag

Conexis L1 Door Handle

Smart Living



3 Step Compatibility Guide





Conexis L1 Door Handle

Smart Living



FAQs

How many users can I have on my Conexis L1 Smart Door Lock?

Key Tags/ Key Cards/ Phone tags = up to 50 in total (any variation – 1 card tag, 1 key tag supplied with lock, additions purchased separately)

Mobile Keys = Unlimited (3 supplied with lock, extra mobile keys can be purchased separately).

What happens if my batteries run flat?

There is a 9v battery connection port on the external side of the lock which can be used to power the Smart Door Lock to gain entry (using one of your credentials Yale Mobile Key/Key Tag/ Key Card/Phone Tag) to your property in the event of flat batteries.

What is the battery life of my Conexis L1 Smart Door Lock?

Based on average usage the battery life is expected to last for approximately 1 year. The lock will play an audible tune as a 'battery low' warning when the batteries are approaching expiration.

How is my Conexis L1 Smart Door Lock powered?

4 x AA Alkaline batteries.

Can I use rechargeable batteries in my Conexis L1 Smart Door Lock?

No, the Conexis L1 Smart Door Lock requires non rechargeable alkaline batteries.

How do I add credentials to my Conexis L1 Smart Door Lock?

Credentials can be added via the Yale Conexis L1 App.

What happens if I lose one of my credentials?

Credentials can be deleted via the Yale Conexis L1 App.

Does my smartphone need an active sim card?

Yes, this is required for the Yale Conexis L1 App to be fully functional.

Is the Conexis L1 Smart Door Lock PAS24 compliant?

PAS24 is a method for testing and assessing the enhanced security performance requirements of external doorsets, comprising of the door and also the lock. The Conexis L1 Smart Door Lock has achieved this accreditation as part of a full door test.

Conexis L1 Door Handle

Smart Living

Door
Handles



AT A GLANCE



Easy to Fit - DIY

The Conexis® L1 Smart Door Lock has been engineered for easy installation. It only takes a screwdriver, smartphone and 20 minutes.



The Yale Lock App

Configure, control and unlock your Smart Door Lock from your smartphone via our secure Bluetooth app.



Tamper Alarm

Deters potential intruders with a loud alarm.



Keyless

Say Goodbye to Keys, with Conexis® L1 your smartphone is now your key. There's no need to leave keys under the mat or worry about the hassle of replacing them if they go missing.



Battery Operated

Powered by 4 x AA batteries and a warning when they're running low.



Battery Back-up

A 9v battery connection port can be used to power the Smart Door Lock in the event of flat batteries.



Secure Push & Turn Thumbturn

Engineered to give additional convenience and security to your door.

Letterplates



Choosing Your Letterplate

IDENTIFICATION

1. Letterplate Size:

There are two standard letterplate widths and options of standard or slimline heights - all designed to accept A4 sized post:

- 10" standard
- 12" standard
- 12" slimline

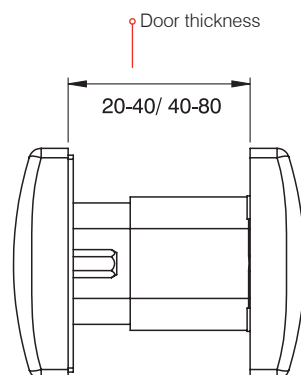
2. Application:

The thickness of the door will vary depending on the material that it is manufactured from - PVC, composite, timber, aluminium or hybrid.

Mila offers two telescopic sleeve sizes:

20/40 – suitable for door thicknesses from 20-40mm. This size is typically used for PVC door panels

40/80 – suitable for door thicknesses from 40-80mm. This size is typically used for PVC mid-rails and for composite or timber doors



3. Select the Finish Required:

Mila stocks a comprehensive range of letterplate colours:



Polished Gold



Polished Chrome



Smokey Chrome



Smooth Satin Chrome



White



Black



Anodised Silver
F1



Anodised Gold
F3



Brushed
Stainless



Polished
Stainless



Polished Gold
Stainless

Letterplate Selection Guide

Letterplates



AT A GLANCE PRODUCT MATRIX

Finish Polished Chrome	✓												✓	✓	✓	✓	✓		✓	✓	✓	✓	✓	✓	✓				131	ProStyle Letterplate		
Finish Polished Gold	✓								✓	✓			✓	✓		✓	✓		✓	✓	✓	✓				✓				133	SupaStyle™ Stainless Steel Fire Rated Letterplate	
Finish Smokey Chrome	✓																													135	SupaStyle™ Stainless Steel Letterplate	
Finish Smooth Satin Chrome	✓																		✓	✓	✓									137	Welseal Letterplate	
Finish White	✓																			✓	✓									139	Grand Contoura Letterbox	
Finish Black	✓																														141	PostMaster Letterbox
Finish Anodised Gold F3																															143	SlimMaster Letterbox
Finish Anodised Silver F1									✓	✓																					145	ProLinea Letterplate Cowl
Finish Brushed Stainless										✓																					146	Supa™ Stainless Steel Letterplate Cowl
Finish Polished Stainless																																
Finish Polished Gold Stainless																																
Finish Colour Matched Flap & Frame	✓																															
Size 20mm - 40mm	✓																															
Size 40mm - 80mm	✓																															
Size 36mm - 70mm																																
Aperture Size 10" Standard																																
Aperture Size 12" Standard	✓																															
Aperture Size 12" Slimline																																
Operation Concealed Flap Hinges	✓																															
Operation Foam Weathersealing	✓																															
Operation Nylon Brush Weathersealing	✓																															
Guarantee 25 Year Mechanical & Surface Finish																																
Guarantee 10 Year Surface Finish	✓																															
Guarantee 5 Year Surface Finish	✓																															
Guarantee 10 Year Mechanical	✓																															
Guarantee 5 Year Mechanical																																
Accreditation FS30/ FS80																																
Enhancement Security																																
Page																																

ProStyle Letterplate

PRODUCT INFORMATION



Mila's high-quality ProStyle letterplate combines elegant, contemporary styling with reliable operation, weather-sealing and it has a reassuringly weighty feel.

- Colour-matched frame and flap, manufactured from zinc
- Concealed flap operating mechanism - patented design
- Internal and external thumb access for ease of use
- Both external and internal flaps open to 180° when fully open without over stressing
- Smart frame design prevents abrasive action against the flap during operation
- Independently tested to 50,000 cycles for operational reliability
- Independently salt spray tested to 240 hours (plated) 480 hours (powder coated) for corrosion resistance
- Available in 6 suited finishes
- Suites perfectly with Mila's ProLinea and ProStyle door furniture ranges
- Designed in-house

FINISHES



Polished Gold



Polished Chrome



Smokey Chrome

Smooth Satin
Chrome

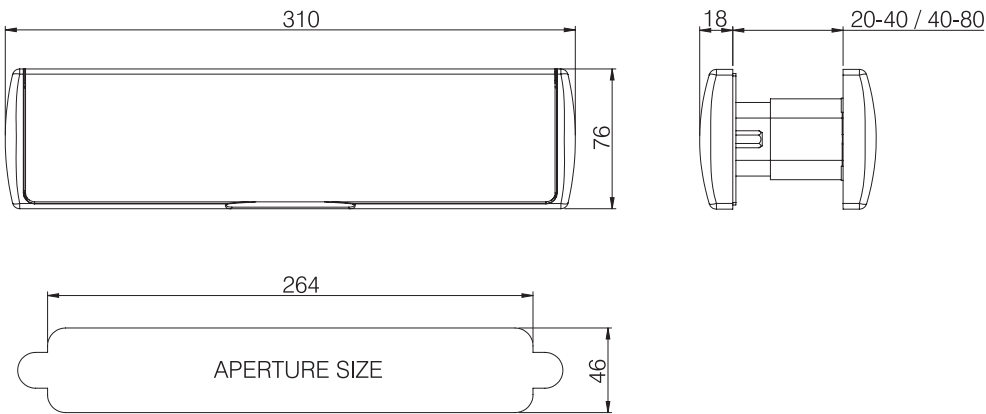
White



Black



TECHNICAL DRAWINGS



CLOSE-UP



Weather Sealing
through a combination of external foam and internal nylon brushes



TechTape Protected
with easy-peel static-cling film



Telescopic Sleeves
20/40mm & 40/80mm to suit most door thicknesses

GUARANTEES



PART NUMBERS

Description	Size	Polished Gold	Polished Chrome	Smooth Satin Chrome	Smokey Chrome	White	Black
ProStyle Letterplate	20-40mm	110904	110901	110906	110905	110908	110907
ProStyle Letterplate	40-80mm	110924	110921	110926	110925	110928	110927

SupaStyle™ Fire Rated

Stainless Steel Letterplate



PRODUCT INFORMATION



Mila's SupaStyle™ Stainless fire-rated letterplate is both FD 30 and FD60 compliant for up to 60 minutes resistance to fire.



- Supa™ stainless steel coloured flap with matt black powder coated frame
- Manufactured with stainless steel grade 304 flap and zinc alloy frame
- An intumescent liner provides in excess of 60 minutes fire resistance
- Concealed flap operating mechanism - patented design
- Internal and external thumb access for ease of use
- Both external and internal flaps open to 180° when fully open without over stressing
- Smart frame design prevents abrasive action against the flap during operation
- Suitable for door thicknesses 40mm - 80mm
- Tested to BS 476: Pt 20 & 22: 1987
- Independently fire tested at Trada to FD60, achieving a 60 minute rating
- Independently tested to 50,000 cycles for operational reliability
- Independently salt spray tested to 1000 hours for corrosion resistance
- Available in 3 colours which suite perfectly with Mila's Supa™ stainless steel door furniture range

CAUTION Letterplate MUST be fitted with intumescent liner provided and positioned in door as per fitting instructions also provided to comply with fire regulations

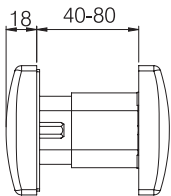
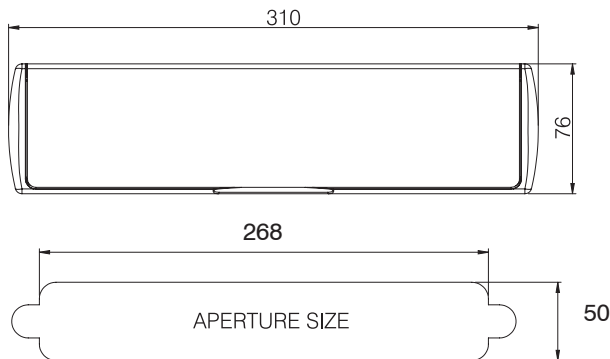
SupaStyle™ Fire Rated

Stainless Steel Letterplate

Letterplates



TECHNICAL DRAWINGS



CLOSE-UP



Weather Sealing
external foam and
internal nylon brushes



TechTape Protected
easy-peel film



Telescopic Sleeves
to suit most door
thicknesses

GUARANTEES & ACCREDITATIONS



FINISHES



Brushed Stainless



Polished Stainless



Polished Gold Stainless

PART NUMBERS

Description	Size	Brushed Stainless	Polished Stainless	Gold Stainless
SUPAStyle™ Fire Rated Letterplate	40-80mm	110932F	110931F	110934F

SupaStyle™ Letterplate

Stainless Steel

PRODUCT INFORMATION



Mila's SupaStyle™ Stainless steel letterplate is beautifully designed and manufactured from high quality stainless steel for a long-lasting finish.



- Stainless steel flap with powder coated zinc frame finished in matt black
- Manufactured with stainless steel grade 304 flap and zinc alloy frame
- Concealed flap operating mechanism - patented
- Internal and external thumb access for ease of use
- Both external and internal flaps open to 180° when fully open without over stressing
- Smart frame design prevents abrasive action against the flap during operation
- Suitable for door thicknesses 40mm - 80mm
- Independently tested to 50,000 cycles for operational reliability
- Independently salt spray tested to 1000 hours for corrosion resistance (grade 316)
- Available in 3 colours which suite perfectly with Mila's Supa™ stainless steel door furniture range
- Designed in-house

Supa™ Stainless
Steel Letterplate Cowl
Available

PAGE
146

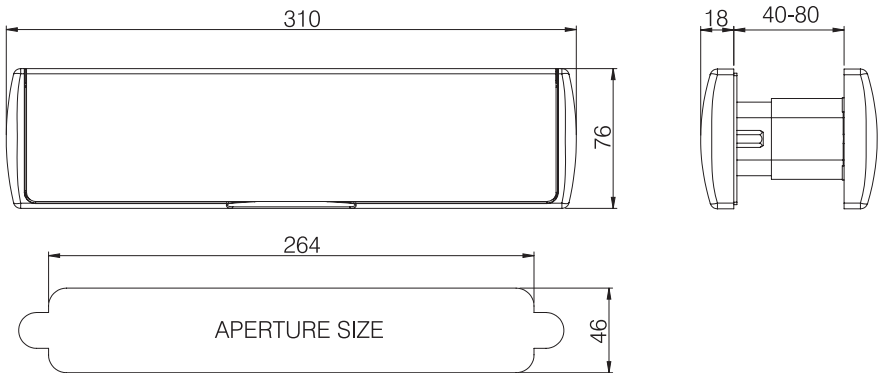
SupaStyle™ Letterplate

Stainless Steel

Letterplates



TECHNICAL DRAWINGS



CLOSE-UP



Weather Sealing
external foam and
internal nylon brushes



**TechTape
Protected**
easy-peel film



Telescopic Sleeves
to suit most door
thicknesses

GUARANTEES




FINISHES



Brushed Stainless



Polished Stainless



Polished Gold Stainless

PART NUMBERS

Description	Size	Brushed Stainless	Polished Stainless	Polished Gold Stainless
SupaStyle™ Letterplate	40-80mm	110932	110931	110934

PRODUCT INFORMATION



- ABS plastic surround and aluminium flap
- Sprung internal and external flaps
- External flap opens to approximately 147°
- Internal flap opens to 90°
- Acetal torsion bars operate flaps
- External weather seal, internal draft seal
- Internal thumb access
- Aperture suitable for A4 size mail
- 20/40mm or 40/80mm door thickness options available
- Length - 236mm
- Height - 70mm
- Simple to fit

FINISHES



Polished Gold



Polished Chrome

Anodised Gold
F3Anodised Silver
F1

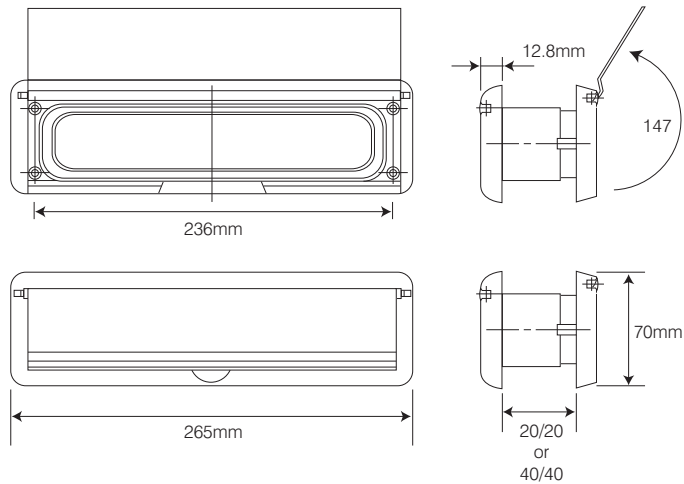
White



Black



TECHNICAL DRAWINGS



WE RECOMMEND

SECURITY LETTERPLATE COWLS

- Security enhancement
- Reduces vulnerability to 'letterplate fishing'
- Simple to install during manufacture or to retro-fit on site
- Fits around the letterbox on the internal side of the door
- Suitable for use with most letterboxes & residential doors

PAGE
148-149

GUARANTEE



PART NUMBERS

Description	Size	Silver F1	Gold F3	Polished Gold	Polished Chrome	White	Black
Welseal Letterbox	20-40mm	110440W	110443W	110445W	110447W	110442W	110441W
Welseal Letterbox	40-80mm	110460W	110463W	110465W	110467W	110462W	110461W

Grand Contoura Letterplate

PRODUCT INFORMATION



- Suitable for use with most types of residential doors
- Extruded aluminium flap in 6030 Alloy
- External and internal plastic frames
- External foam (closed cell) sealing
- Internal nylon brush sealing
- Acetal torsion bars operate flaps
- Telescopic sleeve sets - minimum aperture size 40mm, maximum aperture size 80mm
- A4 aperture to BS 2911
- Available with a black frame and with a range of flap finishes
- Length - 295mm
- Height - 66mm
- Simple to fit

FINISHES



Polished Gold



Polished Chrome

Anodised Gold
F3Anodised Silver
F1

White



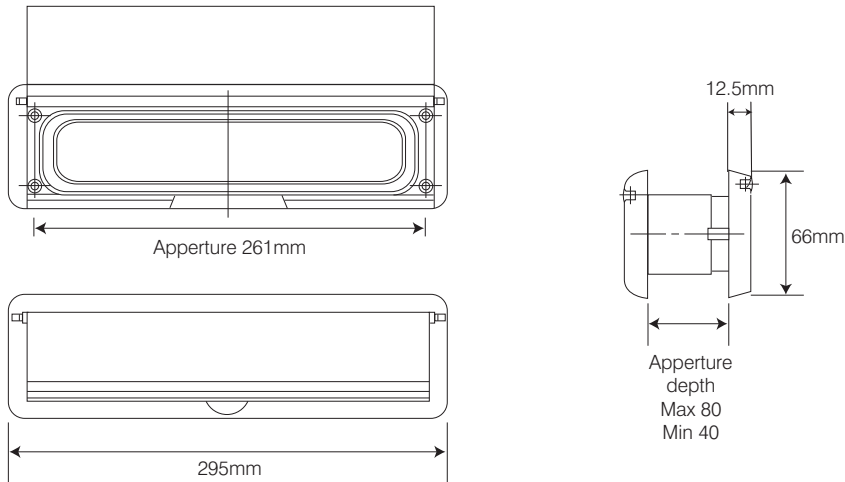
Black

Grand Contoura Letterplate

Letterplates



TECHNICAL DRAWINGS



WE RECOMMEND

SECURITY LETTERPLATE COWLS

- Security enhancement
- Reduces vulnerability to 'letterplate fishing'
- Simple to install during manufacture or to retro-fit on site
- Fits around the letterbox on the internal side of the door
- Suitable for use with most letterboxes & residential doors

PAGE
145-146

GUARANTEE



PART NUMBERS

Description	Size	Polished Gold	Polished Chrome	Anodised Gold F3	Anodised Silver F1	White	Black
Grand Contoura Letterbox	40mm to 80mm	110689W	110682W	110688W	110685W	110687W	110686W

PRODUCT INFORMATION



- PostMaster is an aluminium letterplate construction with a curved frame design
- Aperture tested to BS2911
- Internal brush sleeves
- Foam external weatherseal gasket included
- 12 inch aluminium construction
- Panel and mid-rail fitting variants
- Spring loaded flaps for endurance
- Length - 303mm
- Height - 70mm
- Simple to fit

FINISHES



Polished Silver



Polished Gold

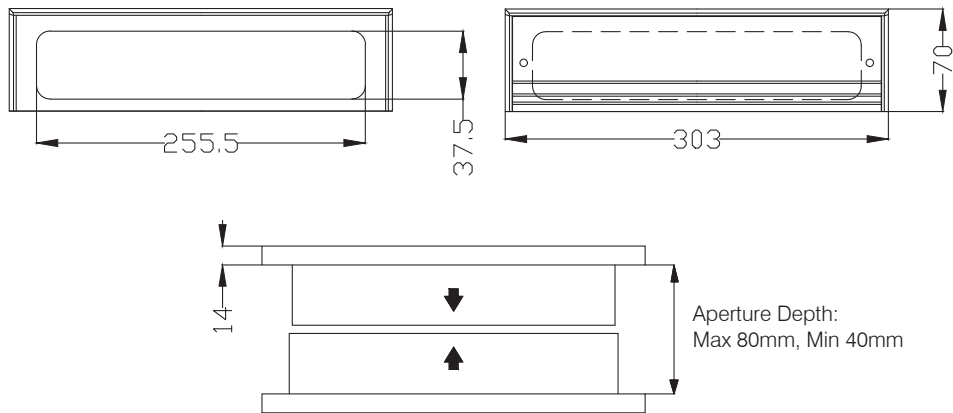
Anodised Silver
F1Anodised Gold
F3

White



Black

TECHNICAL DRAWINGS



WE RECOMMEND

SECURITY LETTERPLATE COWLS

- Security enhancement
- Reduces vulnerability to 'letterplate fishing'
- Simple to install during manufacture or to retro-fit on site
- Fits around the letterbox on the internal side of the door
- Suitable for use with most letterboxes & residential doors

PAGE
145-146

GUARANTEE



PART NUMBERS

Description	Size	Polished Silver	Polished Gold	Anodised Silver F1	Anodised Gold F3	White	Black
PostMaster Letterbox	40-80mm	110398	110399	110390	110393	110392	110391

SlimMaster Letterplate

PRODUCT INFORMATION



- Suitable for use with most types of residential doors
- Extruded Aluminium flap in 6030 Alloy
- Colour-matched external and internal plastic frames
- External foam (closed cell) sealing
- Internal nylon brush sealing
- Acetal torsion bars operate flaps Telescopic sleeve sets - minimum aperture size 36mm, maximum aperture size 70mm
- A4 aperture to BS 2911
- Available in a range of flap finishes
- Length - 316mm
- Height - 50mm
- Simple to fit

FINISHES



Polished Gold



Polished Silver

Anodised Gold
F3Anodised Silver
F1

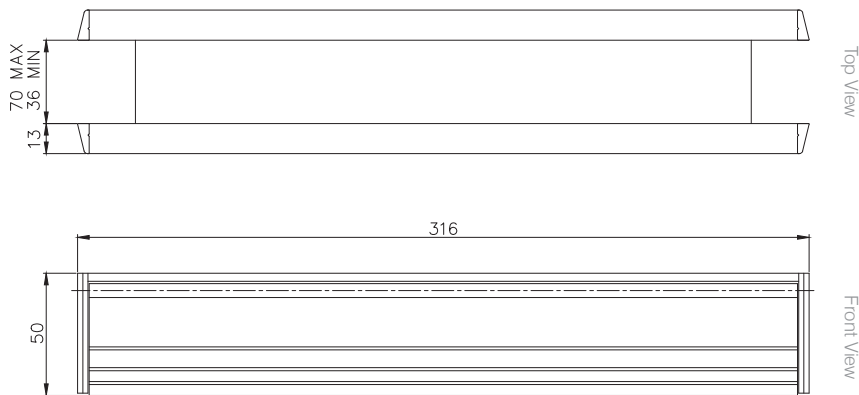
White



Black



TECHNICAL DRAWINGS



WE RECOMMEND

SECURITY LETTERPLATE COWLS

- Security enhancement
- Reduces vulnerability to 'letterplate fishing'
- Simple to install during manufacture or to retro-fit on site
- Fits around the letterbox on the internal side of the door
- Suitable for use with most letterboxes & residential doors

PAGE
145-146

GUARANTEE



PART NUMBERS

Description	Size	Anodised Silver F1	Anodised Gold F3	Polished Gold	Polished Silver	White	Black
SlimMaster Letterplate	36mm to 70mm	110350	110353	110355	110357	110352	110351

ProLinea Letterplate Cowl


Security Enhancement

PRODUCT INFORMATION



- Security enhancement
- Reduces vulnerability to 'letterplate fishing'
- Manufactured from aluminium
- Quick to install during manufacture
- Simple to retro-fit on site
- Fits around the letterbox on the internal side of the door
- Available in 4 finishes
- Suitable for use with most letterplates & residential doors

TECHNICAL DRAWINGS



PART NUMBERS

Description	Polished Gold	White	Black
ProLinea Letterplate Cowl	111004	111008	111007

GUARANTEES



Supa™ Letterplate Cowl

Stainless Steel Security Enhancement




PRODUCT INFORMATION



- Security enhancement
- Reduces vulnerability to 'letterbox fishing'
- Manufactured from stainless steel grade 304
- Quick to install during manufacture
- Simple to retro-fit on site
- Fits around the letterbox on the internal side of the door
- Suitable for use with most letterboxes & residential doors

TECHNICAL DRAWINGS



PART NUMBERS

GUARANTEE

Description	Brushed Stainless	Polished Stainless
Supa™ Stainless Steel Letterplate Cowl	111002	111000



Door Accessories



Choosing Your Door Accessories

IDENTIFICATION

Mila has a range of high quality decorative door accessories including knockers, door guards, letters and numerals.

All door accessories suite with our door furniture ranges and are available in 6 finishes - white, black, polished chrome, polished gold, smooth satin chrome and smokey chrome.

Selected door knockers are available in our new Heritage finishes - Heritage Black and Heritage Pewter.

We also have a range of SUPA™ stainless steel which suite with our SUPA™ security handles, pull bars and escutcheons.

For enhanced security accessories such as cable restrictors and letterbox cowls, please see our Enhanced Security and Safety devices section from page 346.



AT A GLANCE PRODUCT MATRIX

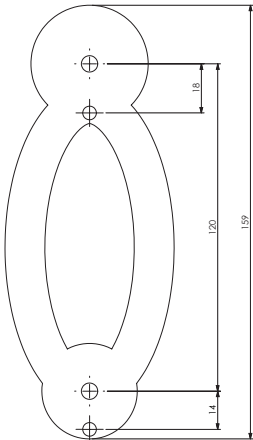
	Page	Guarantee 5 Year Surface	Guarantee 10 Year Surface	Guarantee 25 Year Surface	Installation Through-Fix	Finish Polished Stainless Steel	Finish Polished Stainless Steel	Finish Brushed Stainless Steel	Finish Heritage Black	Finish Heritage Pewter	Finish Black	Finish White	Finish Smooth Satin Chrome	Finish Smokey Chrome	Finish Polished Gold	Finish Polished Chrome
Modern Oval Door Knocker	149	✓	✓		✓				✓	✓	✓	✓	✓	✓	✓	✓
Ponytail Door Knocker	151	✓	✓		✓				✓	✓	✓	✓	✓	✓	✓	✓
Georgian Scroll Door Knocker	153	✓	✓		✓						✓	✓	✓	✓	✓	✓
Victorian Scroll Door Knocker	154	✓	✓		✓						✓	✓	✓	✓	✓	✓
Victorian Urn Door Knocker	155	✓	✓		✓						✓	✓	✓	✓	✓	✓
Slimline Urn Door Knocker	157	✓	✓		✓						✓	✓	✓	✓	✓	✓
Lions Head Door Knocker	159	✓	✓		✓						✓	✓	✓	✓	✓	✓
Large Lions Head Door Knocker	160	✓	✓		✓						✓	✓	✓	✓	✓	✓
Doctor Door Knocker	161	✓	✓		✓						✓	✓	✓	✓	✓	✓
Door Guard	162	✓	✓		✓						✓	✓	✓	✓	✓	✓
SUPA™ Ponytail Door Knocker	163			✓	✓	✓	✓	✓								
Letters and Numerals	165	✓	✓		✓				✓	✓	✓	✓	✓	✓	✓	✓



6" Modern Oval

Door Knocker

PRODUCT INFORMATION



- Modern design
- 6" in size
- Reassuringly weighty feel, manufactured in sand-cast or forged brass
- 9 colour options available
- Salt spray tested to 480 hours for painted finishes and 240 hours for plated finishes

GUARANTEES



FINISHES



Polished
Gold



Polished
Chrome



Smooth
Satin
Chrome



Smokey
Chrome



White



Black



Satin
Nickel



Heritage
Black



Heritage
Pewter

PART NUMBERS

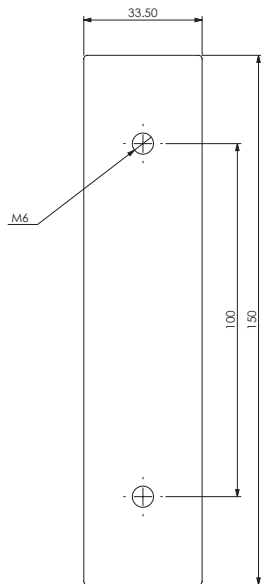
Description	Polished Gold	Polished Chrome	Smooth Satin Chrome	Smokey Chrome	White	Black	Satin Nickel	Heritage Black	Heritage Pewter
6" Modern Oval	590264	590261	590263	590265	590268	590267	590266	590269	590260

Ponytail

Door Knocker



PRODUCT INFORMATION



- Modern design
- 6" in size
- Reassuringly weighty feel, manufactured in sand-cast or forged brass
- 9 colour options available
- Salt spray tested to 480 hours for painted finishes and 240 hours for plated finishes

GUARANTEES



FINISHES



Polished Gold	Polished Chrome	Smooth Satin Chrome	Smokey Chrome	White	Black	Satin Nickel	Heritage Black	Heritage Pewter
---------------	-----------------	---------------------	---------------	-------	-------	--------------	----------------	-----------------

PART NUMBERS

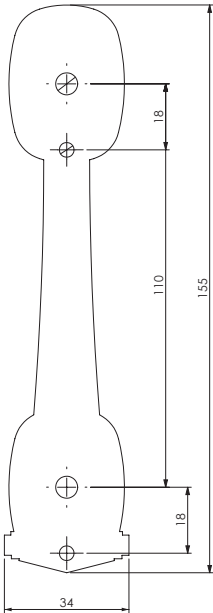
Description	Polished Gold	Polished Chrome	Smooth Satin Chrome	Smokey Chrome	White	Black	Satin Nickel	Heritage Black	Heritage Pewter
ProStyle Ponytail	590124	590121	590123	590125	590128	590127	590126	590129	590120



6" Georgian Scroll

Door Knocker

PRODUCT INFORMATION



- Traditional design
- 6" in size
- Reassuringly weighty feel, manufactured in sand-cast or forged brass
- 6 colour options available
- Salt spray tested to 480 hours for painted finishes and 240 hours for plated finishes

GUARANTEES



FINISHES



Polished Gold



Polished Chrome



Smokey Chrome



Smooth Satin
Chrome



White



Black

PART NUMBERS

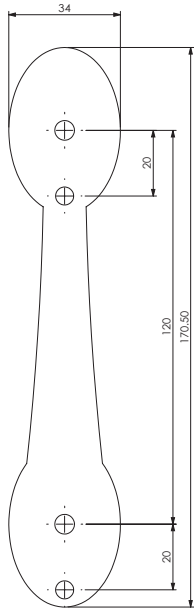
Description	Polished Gold	Polished Chrome	Smooth Satin Chrome	Smokey Chrome	White	Black	Satin Nickel
ProLinea Georgian Scroll	590144	590141	590143	590145	590148	590147	590146

7" Victorian Scroll

Door Knocker



PRODUCT INFORMATION



- Sleek design
- 7" in size
- Reassuringly weighty feel, manufactured in sand-cast or forged brass
- 6 colour options available
- Salt spray tested to 480 hours for painted finishes and 240 hours for plated finishes

GUARANTEES



FINISHES



Polished Gold



Polished Chrome



Smokey Chrome



Smooth Satin
Chrome



White



Black

PART NUMBERS

Description	Polished Gold	Polished Chrome	Smooth Satin Chrome	Smokey Chrome	White	Black	Satin Nickel
ProLinea Victorian Scroll	590164	590161	590163	590165	590168	590167	590166



6" & 8" Victorian Urn

Door Knockers

PRODUCT INFORMATION



- Traditional design
- 6" or 8" in size
- Reassuringly weighty feel, manufactured in sand-cast or forged brass
- 6 colour options available
- Salt spray tested to 480 hours for painted finishes and 240 hours for plated finishes

GUARANTEES



Also available with spy hole

FINISHES



Polished Gold



Polished Chrome



Smokey Chrome



Smooth Satin
Chrome



White



Black

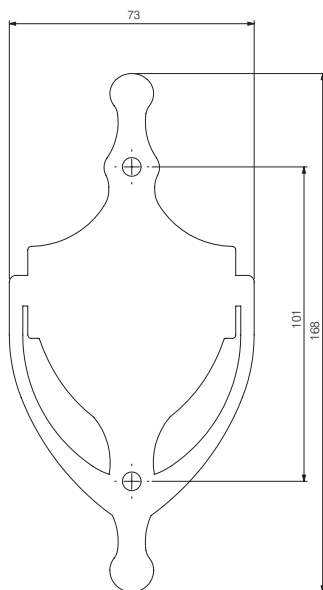
6" & 8" Victorian Urn

Door Knockers

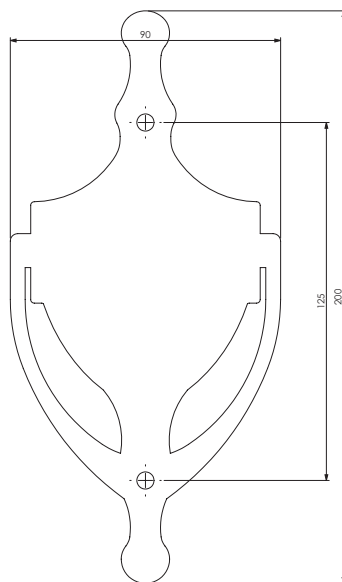
Door
Accessories



TECHNICAL DRAWINGS



6" Victorian Urn



8" Victorian Urn

PART NUMBERS

Description	Polished Gold	Polished Chrome	Smooth Satin Chrome	Smokey Chrome	White	Black	Satin Nickel
ProLinea 6" Victorian Urn	590004	590001	590003	590005	590008	590007	590006
ProLinea 8" Victorian Urn	590044	590041	590043	590045	590048	590047	590046
ProLinea 6" Victorian Urn with hole	590024	590021	590023	590025	590028	590027	590026
ProLinea 8" Victorian Urn with hole	590064	590061	590063	590065	590068	590067	590066
ProLinea Urn Spy Hole, 160°, 20-34mm	592004	592001	592002	592005	592008	592007	592006
ProLinea Urn Spy Hole, 160°, 35-55mm	592024	592021	592022	592025	592028	592027	592026
ProLinea Urn Spy Hole, 180°, 35-55mm	592044	592041	592042	592045	592048	592047	592046
ProLinea Urn Spy Hole Ext., 20mm	592304						



8" Slimline Urn

Door Knocker

PRODUCT INFORMATION

- Traditional design
- 8" in size
- Reassuringly weighty feel, manufactured in sand-cast or forged brass
- 6 colour options available
- Salt spray tested to 480 hours for painted finishes and 240 hours for plated finishes



Also available with spy hole

GUARANTEES



FINISHES



Polished Gold



Polished Chrome



Smokey Chrome



Smooth Satin
Chrome



White



Black

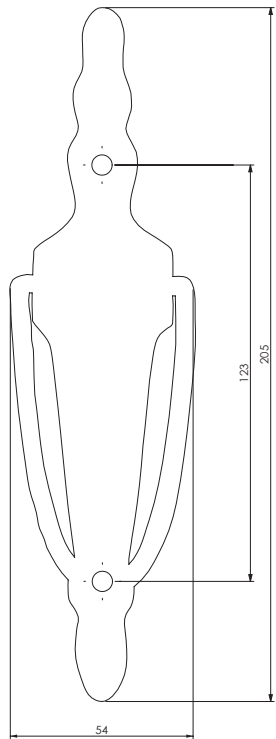
8" Slimline Urn

Door Knocker

Door
Accessories



TECHNICAL DRAWINGS



PART NUMBERS

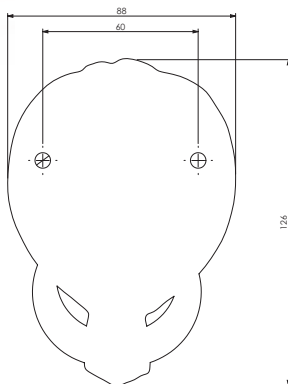
Description	Polished Gold	Polished Chrome	Smooth Satin Chrome	Smokey Chrome	White	Black	Satin Nickel
ProLinea Slimline Urn	590084	590081	590083	590085	590088	590087	590086
ProLinea Slimline Urn with Hole	590104	590101	590103	590105	590108	590107	590106
ProLinea Slimline Urn with Spy Hole, 160°, 20-34mm	592004	592001	592002	592005	592008	592007	592006
ProLinea Slimline Urn with Spy Hole, 160°, 35-55mm	592024	592021	592022	592025	592028	592027	592026
ProLinea Slimline Urn with Spy Hole, 180°, 35-55mm	592044	592041	592042	592045	592048	592047	592046
ProLinea Slimline Urn with Spy Hole Ext., 20mm	592304						



4" & 5" Lions Head

Door Knocker

PRODUCT INFORMATION



5" Lions Head
Dimensions

- Traditional design
- 4" or 5" in size
- Reassuringly weighty feel, manufactured in sand-cast or forged brass
- 6 colour options available
- Salt spray tested to 480 hours for painted finishes and 240 hours for plated finishes

GUARANTEES



FINISHES



Polished Gold



Polished Chrome



Smokey Chrome



Smooth Satin
Chrome



White



Black

PART NUMBERS

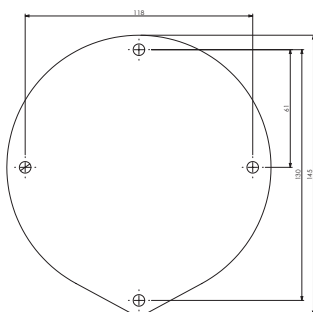
Description	Polished Gold	Polished Chrome	Smooth Satin Chrome	Smokey Chrome	White	Black	Satin Nickel
ProLinea Lion Head 4"	590204	590201	590203	590205	590208	590207	590206
ProLinea Lion Head 5"	590224	590221	590223	590225	590228	590227	590226

6" Round Lions Head

Door Knocker



PRODUCT INFORMATION




- Traditional design
- 6" in size
- Reassuringly weighty feel, manufactured in sand-cast or forged brass
- 6 colour options available
- Salt spray tested to 480 hours for painted finishes and 240 hours for plated finishes

GUARANTEES



FINISHES




Polished Gold



Polished Chrome




Smokey Chrome



Smooth Satin
Chrome



White



Black

PART NUMBERS

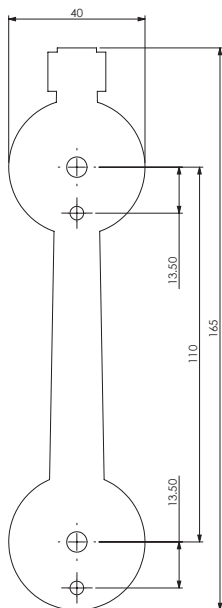
Description	Polished Gold	Polished Chrome	Smooth Satin Chrome	Smokey Chrome	White	Black	Satin Nickel
ProLinea Lion Head 6" Round	590244	590241	590243	590245	590248	590247	590246



Doctor

Door Knocker

PRODUCT INFORMATION



- Traditional design
- 6.5" in size
- Reassuringly weighty feel, manufactured in sand-cast or forged brass
- 6 colour options available
- Salt spray tested to 480 hours for painted finishes and 240 hours for plated finishes

GUARANTEES



FINISHES



Polished Gold



Polished Chrome



Smokey Chrome



Smooth Satin
Chrome



White



Black

PART NUMBERS

Description	Polished Gold	Polished Chrome	Smooth Satin Chrome	Smokey Chrome	White	Black	Satin Nickel
ProStyle Doctor	590184	590181	590183	590185	590188	590187	590186

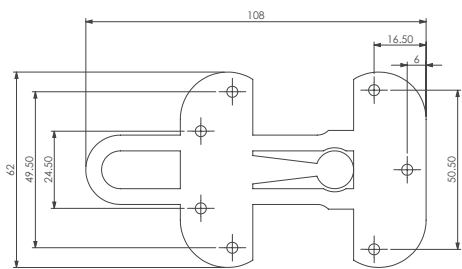
Door Guard

Safety Enhancement

PRODUCT INFORMATION



- Suited door accessories range
- Safety enhancement
- Reassuringly weighty feel
- 6 colour options available
- Salt spray tested to 480 hours for painted finishes and 240 hours for plated finishes
- Suitable for flush timber and composite doors



GUARANTEES



FINISHES



Polished Gold



Polished Chrome



Smokey Chrome



Smooth Satin
Chrome



White



Black

PART NUMBERS

Description	Polished Gold	Polished Chrome	Smooth Satin Chrome	Smokey Chrome	White	Black	Satin Nickel
ProLinea Door Guard	590504	590501	590503	590505	590508	590507	590506



Supa™ Ponytail

Stainless Steel Door Knocker

PRODUCT INFORMATION



- Supa™ stainless steel door knockers
- Manufactured from grade 316 stainless steel which is suitable for coastal regions and areas of high pollution
- Independently tested to 1000 hours salt spray for corrosion resistance
- Available in 4 stainless steel finishes including 2 contemporary duo finishes
- Duo finishes feature a brushed stainless steel knocker combined with a polished stainless steel striker plate

GUARANTEES



FINISHES



Polished Stainless



Brushed Stainless



Duo Polished
Gold Stainless



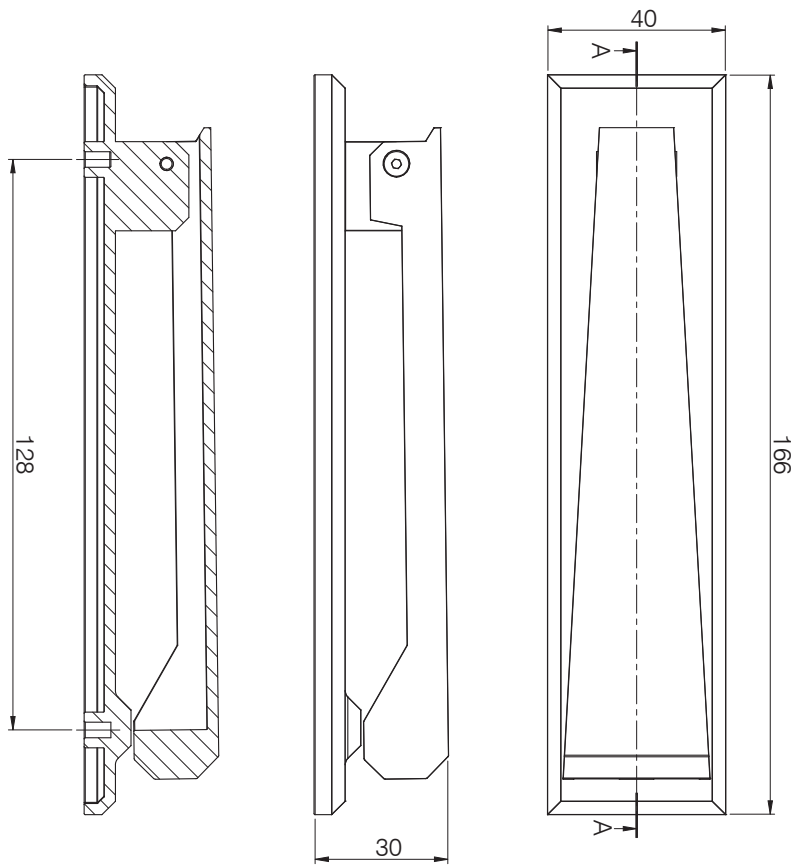
Duo Polished
Stainless

Supa™ Ponytail

Stainless Steel Door Knocker



TECHNICAL DRAWINGS



PART NUMBERS

Description	Polished Stainless	Brushed Stainless	Duo Polished Gold Stainless	Duo Polished Stainless
Supa™ Door Knocker	590131	590132	590133	590132



Letters & Numerals

Door Accessories

PRODUCT INFORMATION



A range of numbers and numbers to suite perfectly with Mila door furniture ranges.

- 3" in height
- Letters A, B & C
- Numbers 0-9
- 7 weather resistant finishes
- Supplied with fixings

GUARANTEES



PART NUMBERS

Description	Polished Gold	Polished Chrome	Smooth Satin Chrome	Smokey Chrome	White	Black	Satin Nickel
ProLinea Number 0	590720	590700	590790	590730	590760	590750	590740
ProLinea Number 1	590721	590701	590791	590731	590761	590751	590741
ProLinea Number 2	590722	590702	590792	590732	590762	590752	590742
ProLinea Number 3	590723	590703	590793	590733	590763	590753	590743
ProLinea Number 4	590724	590704	590794	590734	590764	590754	590744
ProLinea Number 5	590725	590705	590795	590735	590765	590755	590745
ProLinea Number 6	590726	590706	590796	590736	590766	590756	590746
ProLinea Number 7	590727	590707	590797	590737	590767	590757	590747
ProLinea Number 8	590728	590708	590798	590738	590768	590758	590748
ProLinea Number 9	590729	590709	590796	590739	590769	590759	590749
ProLinea Letter A	590960	590900	591099	590990	591090	591060	591030
ProLinea Letter B	590961	590901	591100	590991	591091	591061	591031
ProLinea Letter C	590962	590902	591101	590992	591092	591062	591032

Heritage Letters & Numerals

Door Accessories



PRODUCT INFORMATION



A range of numbers and numbers to suite perfectly with Mila traditional Heritage door furniture ranges.

- Traditional Heritage Pewter finish
- 3" in height
- Letters A, B & C
- Numbers 0-9
- Supplied with fixings


PART NUMBERS

Description	Heritage Pewter
ProLinea Number 0	590780
ProLinea Number 1	590781
ProLinea Number 2	590782
ProLinea Number 3	590783
ProLinea Number 4	590784
ProLinea Number 5	590785
ProLinea Number 6	590786
ProLinea Number 7	590787
ProLinea Number 8	590788
ProLinea Number 9	590786
ProLinea Door Letter A	591096
ProLinea Door Letter B	591097
ProLinea Door Letter C	591098

GUARANTEES



Door Hinges





Choosing Your Door Hinge

IDENTIFICATION



Enhanced Security Hinge

Enhanced security hinges can help doors meet the requirements of PAS 24 without the need for additional security devices such as hinge protectors.



Hybrid Door Hinge

A hinge that combines the best elements of two hinges.



Flag Hinge

Standard flag hinges generally provide better security performance than traditional butt hinges.



Standard Butt Hinge

Standard hinge sash parts are angled to match the bevel of the sash. The most common angles are: 0°, 5°, 10° and 15°.



Rebated Butt Hinge

Rebated hinges (also known as "wrap-around") fix directly into the sash rebate. Depending on the profile system either a 9mm, 11mm or 13mm size is fitted.



Composite Door Hinge

Composite door hinges are designed for use on timber or composite doors with no over-rebate.

FINISHES

Mila door hinges are available in a range of suited and profile colour-matched finishes.



Polished
Gold



Polished
Chrome



Smokey
Chrome



Smooth Satin
Chrome



White



Black



Light Oak



Brown



Chartwell
Green



Anthracite
Grey



Silk Grey



Cement Grey



Cream

Door Hinge Selection Guide



AT A GLANCE PRODUCT MATRIX

	Page	Adjustment Lateral	Adjustment Vertical	Adjustment Compression	Accreditation CE Marked	Accreditation Secured by Design	Tested to PAS24	Guarantee 5 Year Mechanical	Guarantee 10 Year Mechanical	Guarantee 25 Year Mechanical	Guarantee 5 Year Surface Finish	Guarantee 10 Year Surface Finish	Finish Profile colour-matched	Finish Anthracite Grey	Finish Light Oak	Finish Brown	Finish Black	Finish White	Finish Smooth Satin Chrome	Finish Smokey Chrome	Finish Polished Gold	Finish Polished Chrome
ProSecure Door Hinge	171	✓	✓	✓	✓	✓	✓			✓	✓	✓	✓	✓	✓	✓	✓	✓	✓	✓	✓	✓
ProSecure Hinge for Composite Doors	175	✓	✓	✓	✓	✓	✓			✓	✓	✓	✓	✓	✓	✓	✓	✓	✓	✓	✓	✓
Evolution Door Hinge	177	✓	✓	✓	✓	✓	✓		✓		✓	✓			✓	✓	✓	✓	✓	✓	✓	✓
iDeal Flag Hinge	179	✓	✓	✓					✓		✓	✓			✓	✓	✓	✓	✓	✓	✓	✓
iDeal Butt Hinge for Composite Doors	181	✓	✓	✓		✓	✓		✓		✓	✓			✓	✓	✓	✓	✓	✓	✓	✓
iDeal Butt Hinge Rebated	183	✓	✓	✓					✓		✓	✓			✓	✓	✓	✓	✓	✓	✓	✓
iDeal Butt Hinge Standard	185	✓	✓	✓					✓		✓	✓			✓	✓	✓	✓	✓	✓	✓	✓
Composite Door Hinge Cover Strip	187											✓						✓				



ProSecure Door Hinge

Enhanced Security Hybrid Hinge



PRODUCT INFORMATION



- ProSecure is the only hinge on the market supplied fully assembled in one piece ready-to-fit straight from the box
- Proven to be faster to fit than any other security hinges in time trials under test conditions **(search ProSecure Hinge in YouTube to watch the video!)**
- Patented adjustment method - rotate your Allen key 90° to achieve +/-5mm lateral adjustment
- Vertical adjustment (+5mm) & compression adjustment (+/-1mm) can also be achieved
- Static cling TechTape protects the hinge lid during installation and conveniently shows adjustment instructions
- A recyclable rubber tongue prevents the hinge lid closing during transit and until installation is complete

2 Installation Options:

Lift-on using Glider technology. Simply fix the Glider to the frame, then simply slide on the whole hinge

Front-fit by removing the steel hinge pin - perfect for low reveals

- Virtually jigless - only 2 holes to pre-drill
- Captive hinge lid pivots open & closed for fast, easy installation

Tested to:

- BSEN 1670:2007 Grade 5 (extreme corrosion resistance)
- BSEN 1935:2002 Grade 12 (extreme durability achieving 200,000 cycles at 80kg)
- PAS 24:2014 (enhanced security)
- Police preferred specification

Patented Adjustment

Our patented front adjustment method is fast not fiddly

Captive Hinge Lid
Pivots open & closed for fast, easy installation



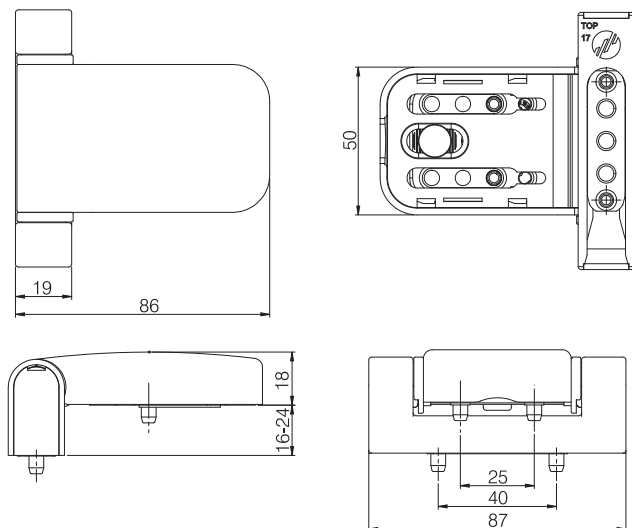
ProSecure Door Hinge

Enhanced Security Hybrid Hinge

Door Hinges



TECHNICAL DRAWINGS



GUARANTEES



CLOSE UP



Rubber Tongue
Ensures the hinge lid remains open until installation is complete



2 Installation Options
Lift on or front-fit on-site for low reveals (shown)

Jig



FITTED IN 4 STEPS



1. Jig



2. Slide-on



3. Lift & Fit



4. Adjust



ProSecure Door Hinge

Enhanced Security Hybrid Hinge



FINISHES



Polished Gold



Polished Chrome



Smokey Chrome



Smooth Satin Chrome



White



Black



Light Oak



Brown



Chartwell Green



Anthracite Grey



Silk Grey



Cement Grey



Cream

ProSecure Door Hinge

Enhanced Security Hybrid Hinge

Door Hinges



PART NUMBERS

Description	Rebate	Polished Gold	Polished Chrome	Smooth Satin Chrome	Smokey Chrome	White	Black	Light Oak	Brown
ProSecure Door Hinge	16mm	026002	026004	026019	026007	026000	026005	026003	026001
ProSecure Door Hinge	17mm	026022	026024	026039	026027	026020	026025	026023	026021
ProSecure Door Hinge	18mm	026042	026044	026059	026047	026040	026045	026043	026041
ProSecure Door Hinge	19mm	026062	026064	026079	026067	026060	026065	026063	026061
ProSecure Door Hinge	20mm	026082	026084	026099	026087	026080	026085	026083	026081
ProSecure Door Hinge	21mm	026102	026104	026119	026107	026100	026105	026103	026101
ProSecure Door Hinge	22mm	026122	026124	026139	026127	026120	026125	026123	026121
ProSecure Door Hinge	23mm	026142	026144	026159	026147	026140	026145	026143	026141
ProSecure Door Hinge	24mm	026162	026164	026179	026167	026160	026165	026163	026161

Description	Rebate	Chartwell Green	Anthracite Grey	Silk Grey	Cement Grey	Cream
ProSecure Door Hinge	16mm	026008	026009	026010	026011	026012
ProSecure Door Hinge	17mm	026028	026029	026030	026031	026032
ProSecure Door Hinge	18mm	026048	026049	026050	026051	026052
ProSecure Door Hinge	19mm	026068	026069	026070	026071	026072
ProSecure Door Hinge	20mm	026088	026089	026090	026091	026092
ProSecure Door Hinge	21mm	026108	026109	026110	026111	026112
ProSecure Door Hinge	22mm	026128	026129	026130	026131	026132
ProSecure Door Hinge	23mm	026148	026149	026150	026151	026152
ProSecure Door Hinge	24mm	026168	026169	026170	026171	026172

Jig 026900



ProSecure Door Hinge

Enhanced Security Hinge for Flush Systems



PRODUCT INFORMATION



- Enhanced Security door hinge designed for flush systems
- The only hinge on the market supplied fully assembled in one piece ready-to-fit straight from the box
- Proven to be faster to fit than any other security hinges in time trials under test conditions
- Patented adjustment method - rotate your Allen key 90° to achieve +5mm lateral adjustment
- Vertical adjustment (+/-5mm) & compression adjustment (+/-1mm) can also be achieved
- Static cling TechTape protects the hinge lid during installation and conveniently shows adjustment instructions
- A rubber tongue prevents the hinge lid closing during transit and until installation is complete

2 Installation Options:

Lift-on using Glider technology. Simply fix the Glider to the frame, then simply slide on the whole hinge

Front-fit by removing the steel hinge pin - perfect for low reveals

- Virtually jigless - Only 2 holes to pre-drill
- Captive hinge lid pivots open & closed for fast, easy installation

Tested to:

- BSEN 1670:2007 Grade 5 (extreme corrosion resistance)
- BSEN 1935:2002 Grade 12 (extreme durability achieving 200,000 cycles at 80kg)
- PAS 24:2014 (enhanced security)
- Police preferred specification

GUARANTEES

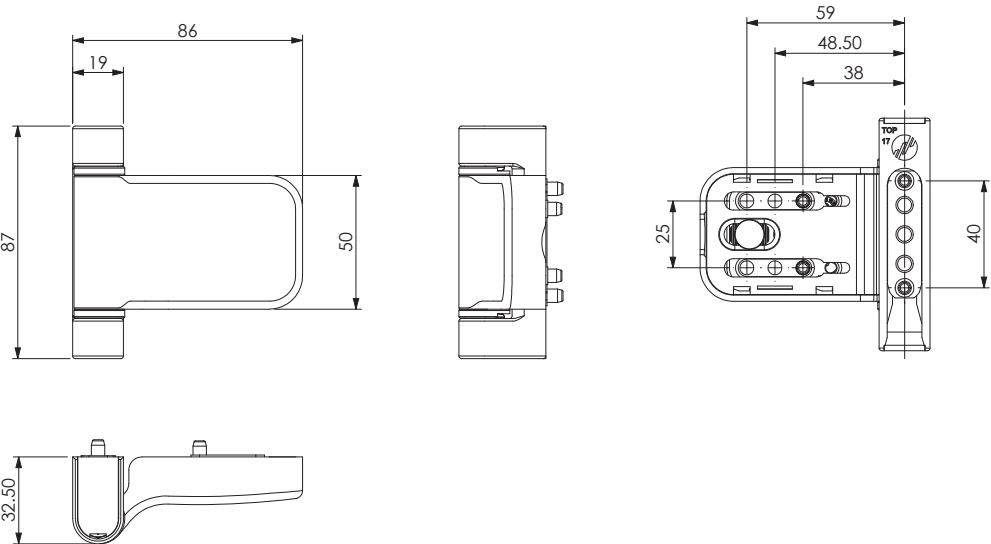


ProSecure Door Hinge

Enhanced Security Hybrid Hinge



TECHNICAL DRAWINGS



FINISHES



PART NUMBERS

Desc.	Hand	Polished Gold	Polished Chrome	Smooth Satin Chrome	Smokey Chrome	White	Black	Light Oak	Brown	Heritage Black	Heritage Pewter
ProSecure hinge for flush systems	R	026302	026304	026309	026307	026300	026305	026303	026301	026310	026308
	L	026322	026324	026329	026327	026320	026325	026323	026321	026330	026328



Evolution Door Hinge

Enhanced Security



PRODUCT INFORMATION



Enhanced security door hinge. Robust design with subtle sightlines, available in 8 finishes.

- 3 dimensional adjustment - lateral (+/- 4mm), vertical (+4mm) & compression (+/-1mm) for easy installation
- Adjustment achieved with an Allen key without the need to dismount the door leaf
- 3 main components including frame part, sash part & sash cover
- Infill pieces available for use on ovolo & chamfered profiles
- Steel hinge pin for added strength, held in place with security grub screw
- Weather resistant - tested to 480 hours salt spray
- Tested to the operational performance and enhanced security requirements of PAS 024
- Meets the Police Preferred Specification requirements of Secured by Design
- Cycle tested to 100,000 cycles, more than twice the industry requirement
- Tested to BS EN 1935 - the European standard which specifies requirements for single-axis hinges for windows and doors opening in one direction only, whose rotation axis is no more than 30 mm from the face of the sash or door.

CE	MILA, DAVENTRY, NN11 8RB, UK		14							
	1121-CPR-AC5036	EN1935: 2002	1	4	3	0	1	4	0	9

8 FINISHES



Polished
Gold



Polished
Chrome



Smokey
Chrome



Smooth Satin
Chrome



White



Black



Light Oak



Brown

Also available in Chartwell green, anthracite grey and cream. Please contact the Mila sales team for more info

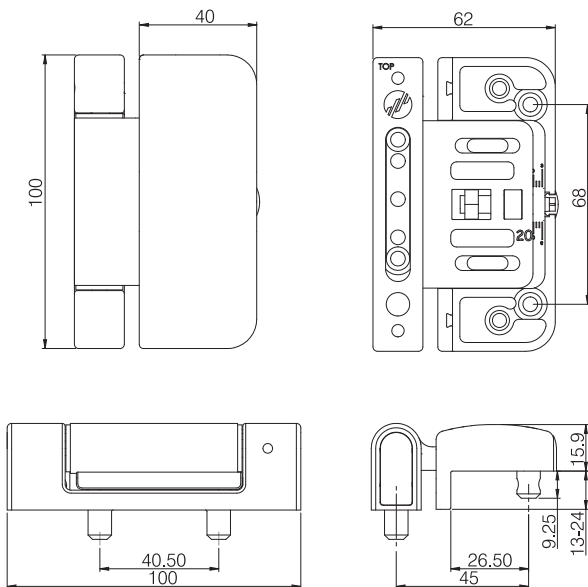
Evolution Door Hinge

Enhanced Security

Door Hinges



TECHNICAL DRAWINGS



GUARANTEES



PART NUMBERS

Polished Gold	Polished Chrome	Smooth Satin Chrome	Smokey Chrome	Black	White
Evo Gold 14/19	Evo Chrome 14/19	Evo S/Satin 14/19	Evo S/Chrome 14/19	Evo Black 14/19	Evo White 14/19
Evo Gold 15/18	Evo Chrome 15/18	Evo S/Satin 15/18	Evo S/Chrome 15/18	Evo Black 15/18	Evo White 15/18
Evo Gold 16/17	Evo Chrome 16/17	Evo S/Satin 16/17	Evo S/Chrome 16/17	Evo Black 16/17	Evo White 16/17
Evo Gold 17/24	Evo Chrome 17/24	-	Evo S/Chrome 17/24	Evo Black 17/24	Evo White 17/24
Evo Gold 18/23	Evo Chrome 18/23	Evo S/Satin 18/23	Evo S/Chrome 18/23	Evo Black 18/23	Evo White 18/23
Evo Gold 19/22	Evo Chrome 19/22	Evo S/Satin 19/22	Evo S/Chrome 19/22	Evo Black 19/22	Evo White 19/22
Evo Gold 20/21	Evo Chrome 20/21	Evo S/Satin 20/21	Evo S/Chrome 20/21	Evo Black 20/21	Evo White 20/21
Light Oak	Brown				
Evo L/Oak 14/19	Evo Brown 14/19				
Evo L/Oak 15/18	Evo Brown 15/18				
Evo L/Oak 16/17	Evo Brown 16/17				
Evo L/Oak 17/24	Evo Brown 17/24				
Evo L/Oak 18/23	Evo Brown 18/23				
Evo L/Oak 19/22	Evo Brown 19/22				
Evo L/Oak 20/21	Evo Brown 20/21				



iDeal Flag Hinge

PRODUCT INFORMATION



- 3 dimensional adjustment - vertical (+4mm), lateral (+/- 5mm) and fine tuning for compression (+/- 1mm)
- Adjustment with 5mm Allen key achieved without removing door leaf from frame
- Steel hinge pin for enhanced strength
- Captive sash retaining screw for simple sash lid fitting
- 'Lift-on, lift-off' design for efficient on-site installation by one person
- Positive location of the top cover cap and height adjustment packer further eases fabrication
- 4 over-rebate bushes to fit over-rebate heights 14 - 24mm - bushes are marked 14-20mm, 15-19mm, 16-18mm and 17mm
- Utilises only 1 frame packer to alter over-rebate heights by a further 4mm, suiting a range of profile systems
- 'Friction fit' packer for ease of fabrication
- Tested to exceed BS6375-2 requirements
- Tested to 50,000 cycles underload
- Exceeds 96 hours salt spray corrosion resistance requirements - plated finishes 240 hours, powder coated finishes 480 hours
- Maximum sash weight 80kg with (2 hinges)

GUARANTEES



FINISHES



Polished Gold



Polished Chrome



Smokey Chrome



Smooth Satin Chrome



White



Light Oak

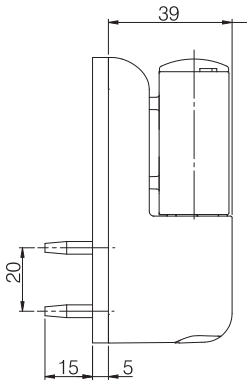
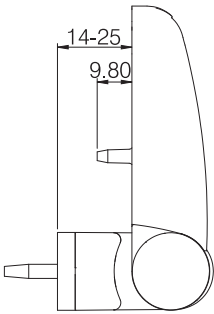
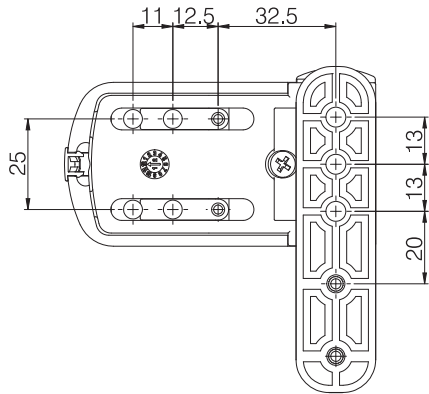


Brown

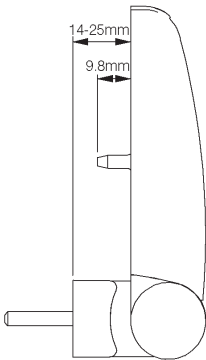
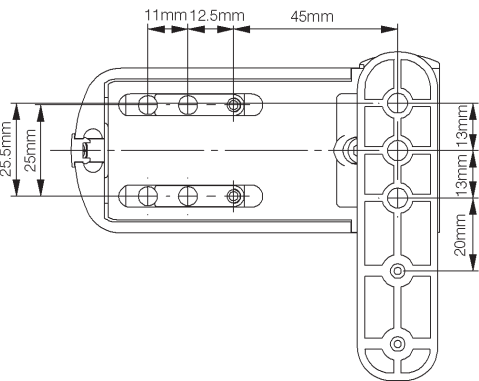


TECHNICAL DRAWINGS

85mm



100mm



PART NUMBERS

Description	Length (mm)	Polished Gold	Polished Chrome	Smooth Satin Chrome	Smokey Chrome	White	Light Oak	Brown	Jig 14mm	Jig 19mm
Ideal Flag Hinge	85	022102A	022104A	022109A	022107A	022100A	022103A	022101A	022532	022534
Ideal Flag Hinge	100	022122A	022124A	022129A	022127A	022120A	022123A	022121A	022533	022535



iDeal Butt Hinge

For Composite Doors



PRODUCT INFORMATION



- Butt hinge suitable for composite doors
- Fully adjustable for ease of installation and to ensure weather tightness
- Lateral adjustment $\pm 2\text{mm}$
- Vertical adjustment $+4\text{mm}$
- Compression adjustment $+2\text{mm}$
- Adjustment can be achieved without dismantling door leaf
- Steel hinge pin enhances security
- 8mm diameter bosses provide additional stability
- Tested to 50,000 cycles underload
- Salt spray testing - 480 hours on powder coated versions, 240 hours on plated versions
- Maximum sash weight 80kg with (3 hinges)
- Simple to fit
- Suits with other Mila door and window hardware products
- Hinge cover strips (284-285) & colour-matched composite door locks are available to suit this product

FINISHES



Polished Gold



Polished Chrome



Smokey Chrome



Smooth Satin Chrome



White



Black



Light Oak



Brown

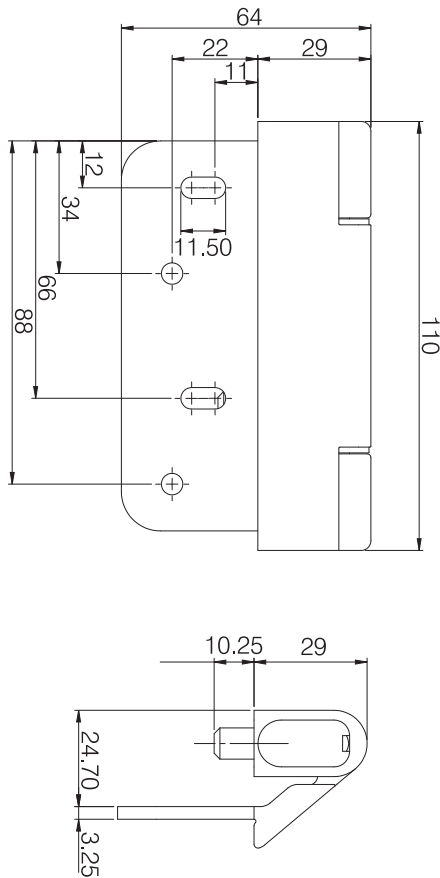
iDeal Butt Hinge

For Composite Doors

Door Hinges



TECHNICAL DRAWINGS



GUARANTEES



PART NUMBERS


Description	Polished Gold	Polished Chrome	Smooth Satin Chrome	Smokey Chrome	White	Black	Light Oak	Brown
iDeal Butt Hinge for composite doors	022262	022264	022269	022267	022260	022265	022263	022261
Jig	022540							



iDeal Butt Hinge

Rebated

PRODUCT INFORMATION



Additional Fixing Points
Reduces risk of hinge sprain

- Rebated butt hinge
- Rebated version fits 9mm, 11mm and 13mm eurogrove positions
- Fully adjustable for ease of installation and to ensure weather tightness
- Lateral adjustment +/-2mm
- Vertical adjustment +4mm
- Adjustment can be achieved without dismounting door leaf
- Steel hinge pin enhances security
- 8mm diameter bosses provide additional stability
- Tested to 50,000 cycles underload
- Salt spray testing - 480 hours on powder coated versions, 240 hours on plated versions
- Maximum sash weight 80kg with (3 hinges)
- Available in 7 high quality finishes including contemporary smokey chrome and smooth satin chrome
- Simple to fit
- Suits with other Mila door and window hardware products
- Jigs available, please ask our sales team for details

FINISHES



Polished Gold



Polished Chrome



White



Light Oak



Brown

iDeal Butt Hinge

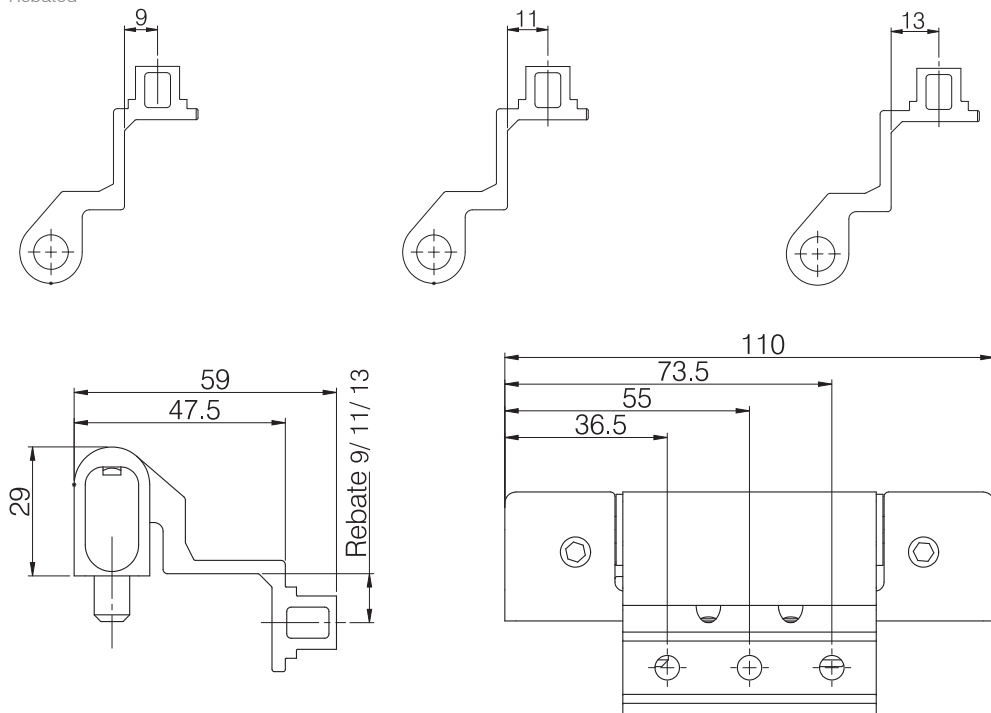
Rebated

Door Hinges



TECHNICAL DRAWINGS

Rebated



GUARANTEES



PART NUMBERS

Description	Rebate	Polished Gold	Polished Chrome	White	Brown	Light Oak
iDeal Butt Hinge	9mm	-	-	022290	-	-
iDeal Butt Hinge	11mm	-	-	022310	022311	022312
iDeal Butt Hinge	13mm	022323	022324	022320	022321	022322



iDeal Butt Hinge

Standard

PRODUCT INFORMATION



- Standard butt hinge
- Fully adjustable for ease of installation and to ensure weather tightness
- Lateral adjustment $\pm 2\text{mm}$
- Vertical adjustment $+4\text{mm}$
- Compression adjustment $+2\text{mm}$
- Adjustment can be achieved without dismounting door leaf
- Steel hinge pin enhances security
- 8mm diameter bosses provide additional stability
- Tested to 50,000 cycles underload
- Salt spray testing - 480 hours on powder coated versions, 240 hours on plated versions
- Maximum sash weight 80kg with (3 hinges)
- Available in 7 high quality finishes including contemporary smokey chrome and smooth satin chrome
- Simple to fit
- Suits with other Mila door and window hardware products
- Jigs available, please ask our sales team for details

FINISHES



Polished Gold



Polished Chrome



Smokey Chrome



Smooth Satin Chrome



White



Light Oak



Brown

iDeal Butt Hinge

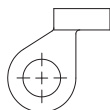
Standard

Door Hinges

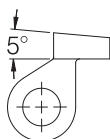


TECHNICAL DRAWINGS

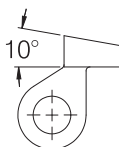
Standard or Edge Fix



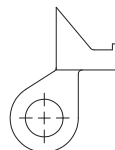
Edge Fix 0°



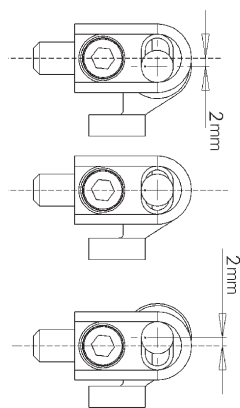
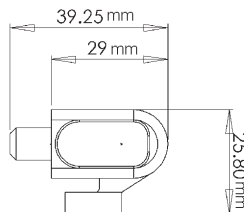
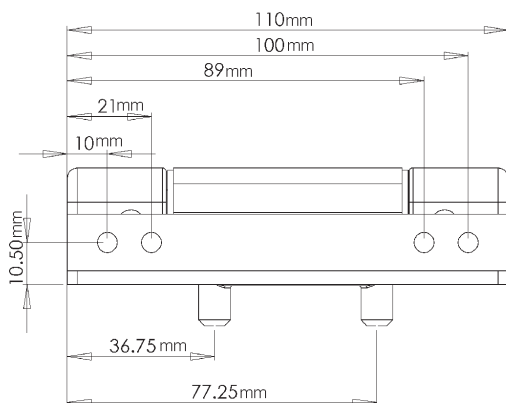
Edge Fix 5°



Edge Fix 10°



Edge Fix Rehau 706



GUARANTEES



PART NUMBERS

Description	Execution	Polished Gold	Polished Chrome	Smooth Satin Chrome	Smokey Chrome	White	Brown	Light Oak
iDeal Butt Hinge	0°	-	-	-	-	022200	022201	022202
iDeal Butt Hinge	5°	-	-	-	-	022210	022211	022212
iDeal Butt Hinge	10°	022223	022224	022229	022227	022220	022221	022222
iDeal Butt Hinge	Rehau	-	022244	-	-	022240	022241	022242



Door Hinge Cover Strip

For Composite Doors

PRODUCT INFORMATION

- Hinge cover strip for composite doors
- White finish
- Length 2040mm
- Width 45mm
- Corrosion resistance to EN1670:2007 Grade 4



CLOSE UP



White

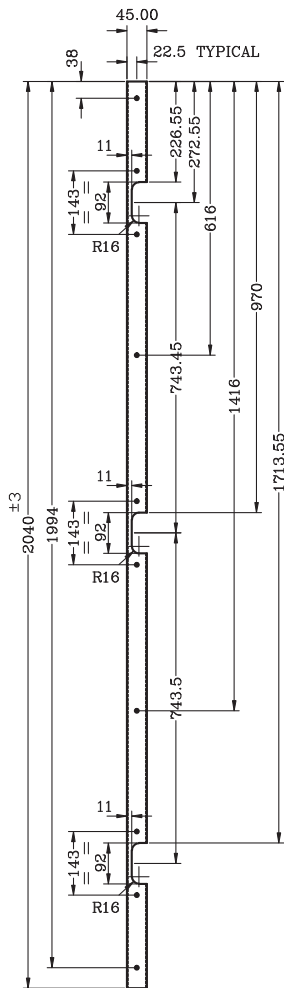
Door Hinge Cover Strip

For Composite Doors



TECHNICAL DRAWINGS

GUARANTEES



PART NUMBERS

Description

Hinge Cover Strip

White

021060

[illegible]

This image shows a full page of white paper with horizontal blue or grey ruling lines. The lines are evenly spaced and run across the width of the page, typical of notebook paper. There are no margins, text, or other markings on the page.

Door Locks





Choosing Your Door Lock

APPLICATIONS

Mila stock a comprehensive range of multipoint door locks, a proportion of which are included within this catalogue.

Please ask our sales team if you cannot find the lock you require.

1. Select the lock application

The type of multipoint lock you choose will depend upon it's intended application. See common applications on the opposite page.



Choosing Your Door Lock



COMMON APPLICATIONS



Residential Doors

Multipoint locks for use on front or back doors. These multipoint locks feature various combinations of locking points, from basic 4 roller locks to enhanced security hook locks. We stock a range suitable for PVCu, timber, aluminium and composite application.



French Door Primary Leaf

Multipoint locks designed for use on the primary leaf of a pair of French doors. These locks often feature the same locking point combinations as standard residential door locks but can have shootbolts added top and bottom - highly recommended when used on French doors.

French Door Secondary Leaf

Multipoint locks designed for use on the secondary leaf of a pair of French doors. Secondary locks are fitted behind a French door dummy mullion and have shootbolts fitted top and bottom. Fitting a secondary lock provides enhanced security when compared to finger bolts and maintains the symmetry of the door as two sets of handles are fitted.



Stable Door

Stable doors are becoming increasingly popular as an alternative to traditional residential doors - particularly as a rear or kitchen door. Stable door locking systems allow the top half of the door to be opened for ventilation or the whole door to open for access.



Panic Door

Multipoint locking systems designed for use on Panic Doors. These multipoint locks are operated internally via panic bars or pads for safe, simple egress in case of emergency. The lock can also be fitted with external access if required.



Choosing Your Door Lock

IDENTIFICATION

2. Identify the faceplate width, backset and PZ dimensions required

Faceplate Width

The standard faceplate (A) width for multipoint locks is 16mm, although some locks are available with a 24mm U-track faceplate. Typically, composite door faceplate's are 20mm.

Backset

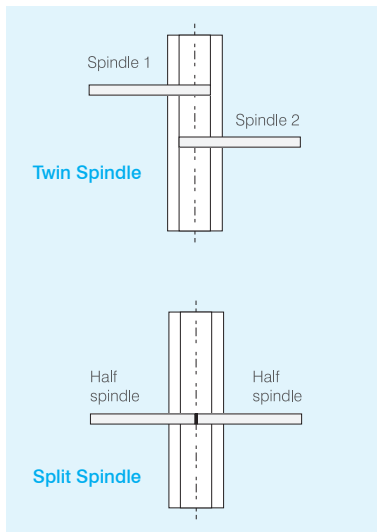
The backset dimension (B) is the distance from the gearbox faceplate to the centre of the square spindle hole. Backset dimensions will generally be either 35mm for PVCu doors or 45mm for composite or timber doors.

PZ

The PZ dimension (C) is the distance from the centre of the handle spindle hole to the centre of the cylinder. The most common PZ distance is 92mm although this can vary depending on lock manufacturer and lock function i.e. twin spindle locks.

Operation

Choose between normal lever/lever operation, split spindle (dual function) or twin spindle. See diagram below:




Key:

A - faceplate

B - backset

C - PZ



Choosing Your Door Lock




LOCKING POINTS

3. Select the locking and sealing point configuration:




Latch

Reversible for right or left hand doors



Deadbolt

Protected by anti-saw pins



Roller Cam

Adjustable to ensure optimum weather-sealing



Mushroom Cam

Anti-separation device, adjustable for weather-sealing



Hook & Pin

Strong anti-separation and anti-lift combination



Hook

Anti-separation device, locks in either an upward or downward direction and secures behind striker



Pin

For strength & compression, protected by anti-saw pins



Shootbolt Extension

Can be added top and bottom to specific door locks to enhance security of residential doors or for use on primary or secondary leaf of French doorset



Door Lock Selection Guide



Door Locks from Market-Leading Brands

	Page
ProSecure Door Lock - 2 Hook, 2 Roller (Residential & French Doors)	201
ProSecure Door Lock - 2 Hook, 4 Roller (Residential & French Doors)	203
ProSecure Door Lock - 2 Hook, 4 Roller (Standard Residential Doors)	205
ProSecure Door Lock - Secondary Lock	207
ProSecure Door Lock - 2 Hook (for Timber & Composite doors)	209
LockMaster PLSP143 (PL143)	211
LockMaster PLSP45 (PL45)	215
LockMaster PL143 HK	213
LockMaster PLSP13-2ER (PL132ER)	217
LockMaster PLSP100	219
LockMaster - PLSP105 (PL105)	221
LockMaster - PLSP11 (PL11)	223
LockMaster - PLSP104	225
LockMaster Secondary Lock - PLSP30 (PL30)	227
LockMaster - PL85 Composite Door Lock	229
LockMaster PLSP18 (PL18)	231
YLKT45 - TH20	233
KFV AS7370 - 2 pin	235
KFV AS7970	237
KFV AS 7006 - Hurricane Lock	239
KFV AS 4900 - 2 Hook	241
KFV AS 4350 - 2 Pin	243
KFV AS4050 - 4 Roller	245

Door Lock Selection Guide

[illegible]



Door Lock Selection Guide



Door Locks from Market-Leading Brands

	Page
KFV AS2300 (W20) - Stable Door Lock	247
KFV AS3500 - Automatic Lock	249
Mila Pin Panic Lock	251
Mila Surface Mounted Panic Lock	253
Push Button Lock	255
iDeal Lockcase Range	257
49 PZW Mortice Lock	259
Electronic Latch (fail safe and fail secure)	261
iDeal Large Finger Operated Shootbolt	262
iDeal Small Finger Operated Shootbolt	263
iDeal Standard Finger Operated Shootbolt	264
Normal & Reverse Action Shootbolts	265
Yale & KFV Shootbolts	265

200



ProSecure Multipoint Door Lock

2 Hook, 2 Anti-lift pin, 2 Roller - for Residential & French Doors



PRODUCT INFORMATION



- Extendable multipoint door lock for residential and French doors
- 2 upward locking hooks provide enhanced security
- 2 independent pins, which engage when the hooks are thrown, provide anti-lift protection
- 2 pre-compression roller cams, located top and bottom, provide enhanced weather sealing, smooth operation and hook engagement
- Pre-compression roller cams +/- 1mm adjustable
- Locking points can withstand an applied load in excess of 7.5kN
- Option of shootbolts top & bottom to provide enhanced security
- Option of normal or dual function gearbox (standard or split spindle)
- Tested to PAS 24 for enhanced security
- Tested to BSEN 1670: grade 4 achieving 240 hour corrosion resistance
- Tested to BS 6375-1 for weathertightness
- Tested to BS 6375-2 in excess of 50,000 cycles for operation reliability
- Police preferred specification - Secured by Design approved product

PROSECURE ONE-PIECE STRIKER

PAGE
271

- Unique c-section design allows packers to 'twist 'n' clip' securely into place
- Achieves PAS24: 2016 enhanced security standard without the need for additional security plates

TWIST & CLIP PACKERS



Place packer into
'C' shaped channel



Twist into place...



...and clip to secure

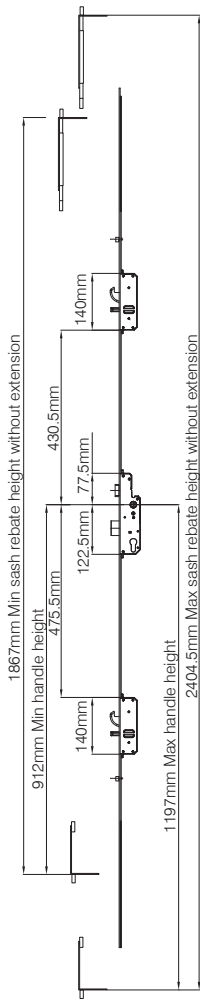
ProSecure Multipoint Door Lock

2 Hook, 2 Anti-Lift Pins, 2 Roller - for Residential & French Doors

Door
Locks



TECHNICAL DRAWINGS



PART NUMBERS

Description	Operation	Backset	Locking Points	Length	Part Number
ProSecure Multipoint Door Lock	Lever/Lever	35mm	2 hooks, 2 anti-lift pins, 2 rollers	2120mm	047250
ProSecure Multipoint Door Lock	Dual function	35mm	2 hooks, 2 anti-lift pins, 2 rollers	2120mm	047251

GUARANTEES



CLOSE-UP





ProSecure Multipoint Door Lock



2 Hook, 2 Anti-Lift Pin, 4 Roller - for Residential & French Doors

PRODUCT INFORMATION



- Extendable multipoint door lock for residential or French doors
- 2 upward locking hooks provide enhanced security
- Locking points can withstand an applied load of 7.5kN
- 2 independent pins, that engage when the hooks are thrown, provide anti-lift protection
- For enhanced weather sealing, smooth operation and hook engagement, pre-compression roller cams are located top and bottom
- Pre-compression roller cams +/- 1mm adjustable
- Option of normal or dual function gearbox (standard or split spindle)
- Option of shootbolts top & bottom
- Tested to PAS 24 for enhanced security
- Tested to BSEN 1670: grade 4 achieving 240 hour corrosion resistance
- Tested to BS 6375-1 for weathertightness
- Tested to BS 6375-2 in excess of 50,000 cycles for operation reliability
- Police preferred specification - Secured by Design approved

PROSECURE ONE-PIECE STRIKER

PAGE
271

- Unique c-section design allows packers to 'twist 'n' clip' securely into place
- Achieves PAS24: 2016 enhanced security standard without the need for additional security plates

TWIST & CLIP PACKERS



Place packer into
'C' shaped channel



Twist into place...



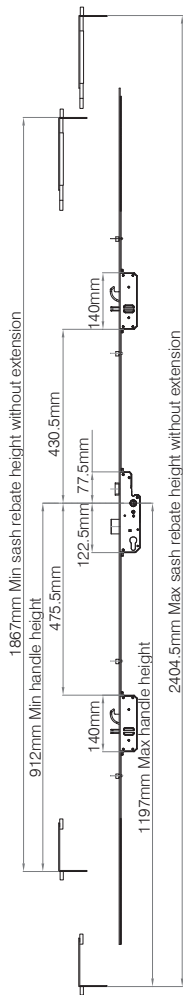
...and clip to secure

ProSecure Multipoint Door Lock

2 Hook, 2 Anti-Lift Pins, 4 Roller - for Residential & French Doors



TECHNICAL DRAWINGS



GUARANTEES



CLOSE-UP



PART NUMBERS

Description	Operation	Backset	Locking Points	Length	Part Number
ProSecure Multipoint Door Lock	Lever/Lever	35mm	2 hooks, 2 anti-lift pins, 4 rollers	2200mm	047252
ProSecure Multipoint Door Lock	Dual function	35mm	2 hooks, 2 anti-lift pins, 4 rollers	2200mm	047253



ProSecure Multipoint Door Lock

2 Hook, 2 Anti-Lift Pin, 4 Roller - for Standard Residential Doors



PRODUCT INFORMATION



- Multipoint door lock for standard residential doors
- 2 upward locking hooks provide enhanced security
- Locking points can withstand an applied load of 7.5kN - and still operate
- 2 independent pins, that engage when the hooks are thrown, provide anti-lift protection
- For enhanced weather sealing, smooth operation and hook engagement, pre-compression roller cams are located top and bottom
- Pre-compression roller cams +/- 1mm adjustable
- Option of normal or dual function gearbox (standard or split spindle)
- Tested to PAS 24 for enhanced security
- Tested to BSEN 1670: grade 4 achieving 240 hour corrosion resistance
- Tested to BS 6375-1 for weathertightness
- Police preferred specification - Secured by Design approved

PROSECURE ONE-PIECE STRIKER

PAGE
271

- Unique c-section design allows packers to 'twist 'n' clip' securely into place
- Achieves PAS24: 2016 enhanced security standard without the need for additional security plates

TWIST & CLIP PACKERS



Place packer into
'C' shaped channel



Twist into place...



...and clip to secure

ProSecure Multipoint Door Lock

2 Hook, 2 Anti-Lift Pins, 4 Roller - for Standard Residential Doors

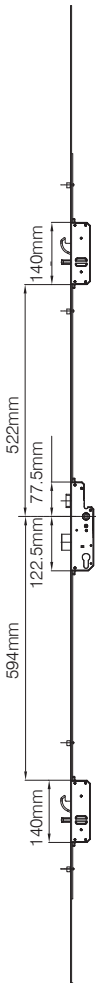


TECHNICAL DRAWINGS

GUARANTEES



CLOSE-UP



PART NUMBERS

Description	Operation	Backset	Locking points	Length	Part Number
ProSecure Multipoint Door Lock	Lever/Lever	35mm	2 hooks, 2 anti-lift pins, 4 rollers	2120mm	047254
ProSecure Multipoint Door Lock	Dual function	35mm	2 hooks, 2 anti-lift pins, 4 rollers	2120mm	047255



ProSecure Multipoint Door Lock

Secondary Lock



PRODUCT INFORMATION



- ProSecure secondary lock is designed for use on the secondary leaf of a pair of french doors
- Tooth couplings, top & bottom, allow easy fitting of shootbolts
- Shootbolts secure into adjustable french door strikers for optimum compression at the top and bottom of the door
- Enhanced security shootbolts are also available featuring a "return" for additional screw fixing into the sash
- Tested to PAS 24 for enhanced security
- Tested to BSEN 1670: grade 4 achieving 240 hour corrosion resistance
- Tested to BS 6375-1 for weathertightness
- Tested to BS 6375-2 in excess of 50,000 cycles for operation reliability
- Police preferred specification - Secured by Design approved product

PROSECURE ONE-PIECE STRIKER

- Unique c-section design allows packers to 'twist 'n' clip' securely into place
- Achieves PAS24: 2016 enhanced security standard without the need for additional security plates

TWIST & CLIP PACKERS



Place packer into
'C' shaped channel



Twist into place...



...and clip to secure

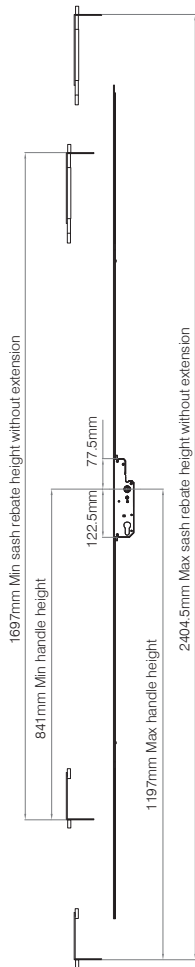
PAGE
271

ProSecure Multipoint Door Lock

Secondary Lock



TECHNICAL DRAWINGS



GUARANTEES



SHOOTBOLTS
See our range of shootbolts on
pages 227- 231



PART NUMBERS

Description	Operation	Backset	Locking points	Length	Part Number
ProSecure secondary lock	Lever/lever	35mm	-	-	047210



ProSecure Multipoint Door Lock

Composite & Timber, 2 Hook



PRODUCT INFORMATION



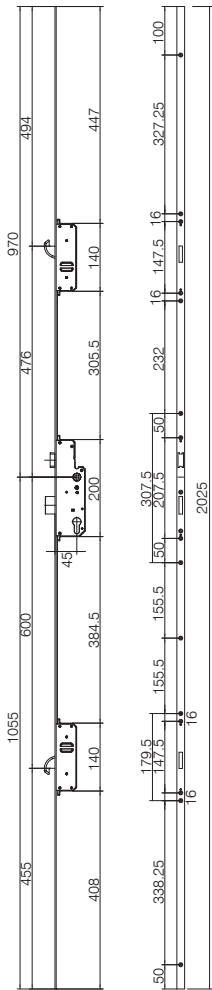
- Multipoint lock for composite and timber doors
- 2 opposing hooks provide enhanced security
- Locking points can withstand an applied load in excess of 7.5kN
- Option of normal or dual function gearbox (standard or split spindle)
- Tested to PAS 24 for enhanced security
- Tested to BSEN 1670: grade 4 achieving 240 hour corrosion resistance
- Tested to BS 6375-1 for weathertightness
- Tested to BS 6375-2 in excess of 50,000 cycles for operational reliability
- Police preferred specification - Secured by Design approved product

ProSecure Multipoint Door Lock

Composite & Timber, 2 Hook



TECHNICAL DRAWINGS



GUARANTEES



PART NUMBERS

Description	Operation	Backset	Locking points	Length	Part Number
ProSecure 2 Hook	Lever/lever	45mm	2 hook	2025mm	047284



LockMaster PLSP143

2 Hook, 2 Anti-Lift Pin, 4 Roller



PRODUCT INFORMATION



- Extendable multipoint lock for residential and French doors
- 2 upward locking hooks
- 2 anti-lift pins which automatically engage when hooks are thrown, providing enhanced security
- 4 pre-compression roller cams for enhanced sealing and compression
- Roller cams travel before hooks to ensure smooth operation
- Centre latch and deadbolt
- Reversible latch for left or right handed doors
- Police preferred specification - Secured by Design approved product
- Option of 92 PZ or 92/62 PZ (standard & twin spindle)
- Option of shootbolts top & bottom

Striker Options Include

- Individual centre latch & dead bolt striker, 2 x combined hook, pin and roller cam strikers
Or
- Standard one piece striker
Or
- Enhanced security one piece striker supplied with apertures for through fixing of frame to brickwork without the need to remove the striker

CLOSE-UP



Roller Cam



Deadbolt

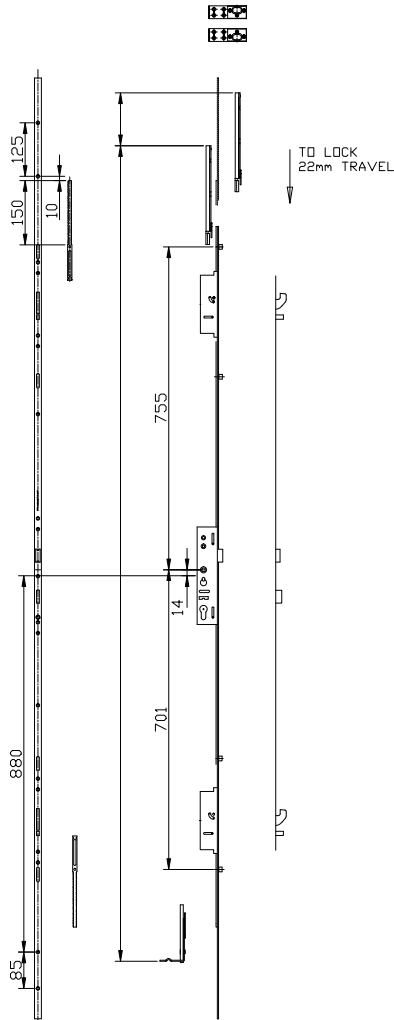
LockMaster PLSP143

2 Hook, 2 Anti-Lift Pin, 4 Roller

Door
Locks



TECHNICAL DRAWINGS



GUARANTEES



See our range of shootbolts

from
PAGE
262

PART NUMBERS

Description	Operation	Backset	Locking points	Part Number
PLSP143-19	Single Spindle	35mm	2 hooks, 2 anti-lift pins, 4 rollers	041123



LockMaster PL143 HK

3 Hook, 2 Anti-Lift Pin, 4 Roller



PRODUCT INFORMATION



- Extendable multipoint door lock suitable for residential and French doors
- 2 upward locking hooks
- 2 anti-lift pins which automatically engage when hooks are thrown, providing enhanced security
- 2 pre-compression roller cams, with 22mm travel, for enhanced sealing and compression
- Centre latch and hook
- Roller cams travel before hooks to ensure smooth operation
- Reversible latch for left or right handed doors
- Option of 92 PZ or 92/62 PZ (Standard or twin spindle)
- Option of shootbolts top & bottom
- LockMaster profile specific packer system allow strikers to be fitted to any PVCu profile

Striker Options Include

- Individual centre latch & dead bolt striker, 2 x combined hook, pin and roller cam strikers
Or
- Standard one piece striker
Or
- Enhanced one piece striker supplied with apertures for through fixing of frame to brickwork without the need to remove the striker

PART NUMBERS

Description	Version	Backset	Locking Points	Part Numbers
PL143HK	Twin Spindle or Single Spindle	35mm	3 hooks, 2 anti-lift pins, 4 rollers	041122

See our range of shootbolts

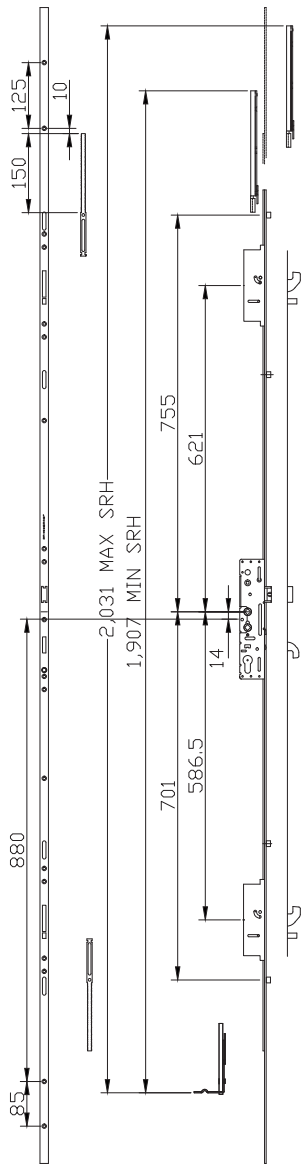
from
PAGE
262

LockMaster PL143 HK

3 Hook, 2 Anti-Lift Pin, 4 Roller



TECHNICAL DRAWINGS



GUARANTEES



CLOSE-UP



Hook and pin



Roller Cam



LockMaster PLSP45 (PL45)

2 Hook, 2 Anti-Lift Pin, 2 Roller



PRODUCT INFORMATION



- Extendable multipoint door lock suitable for residential and French doors
- 2 upward locking hooks
- 2 anti-lift pins which automatically engage when hooks are thrown, providing enhanced security
- 2 pre-compression roller cams, with 22mm travel, for enhanced sealing and compression
- Roller cams travel before hooks to ensure smooth operation
- Reversible latch for left or right handed doors
- Option of 92 PZ or 92/62 PZ (Standard or twin spindle)
- Option of shootbolts top & bottom
- Lockmaster profile specific packer system allow strikers to be fitted to any PVCu profile

Striker Options Include

- Individual centre latch & dead bolt striker, 2 x combined hook, pin and roller cam strikers
Or
- Standard one piece striker
Or
- Enhanced one piece striker supplied with apertures for through fixing of frame to brickwork without the need to remove the striker

CLOSE-UP



Roller Cam



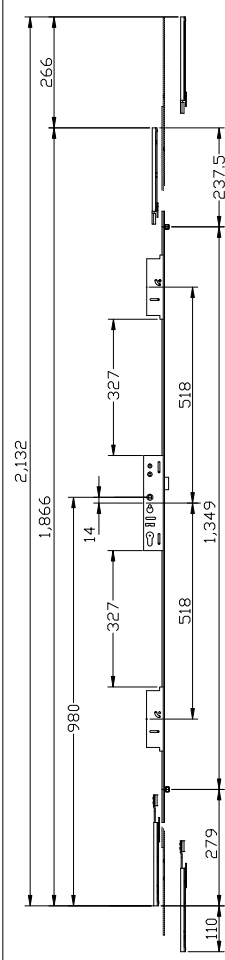
Deadbolt

LockMaster PLSP45 (PL45)

2 Hook, 2 Anti-Lift Pin, 2 Roller



TECHNICAL DRAWINGS



GUARANTEES



PART NUMBERS

Description	Operation	Backset	Locking Points	Part Number
PLSP45	Single Spindle	35mm	2 hooks, 2 anti-lift pins, 2 rollers	041196P
PL45	Twin Spindle	35mm	2 hooks, 2 anti-lift pins, 2 rollers	041120P



LockMaster PLSP13-2ER (PL13-2ER)

2 Hook, 2 Pin, 4 Roller



PRODUCT INFORMATION



- Multipoint door lock suitable for residential doors
- 2 upward locking hooks
- 2 anti-lift pins which automatically engage when hooks are thrown, providing enhanced security
- 2 pre-compression roller cams, with 22mm travel, for enhanced sealing and compression
- Roller cams travel before hooks to ensure smooth operation
- Reversible latch for left or right handed doors
- Option of 92 PZ or 92/62 PZ (Standard or twin spindle)
- Lockmaster profile specific packer system allow strikers to be fitted to any PVCu profile

Striker Options Include

- Individual centre latch & dead bolt striker, 2 x combined hook, pin and roller cam strikers
Or
- Standard one piece striker
Or
- Enhanced security one piece striker supplied with apertures for through fixing of frame to brickwork without the need to remove the striker

CLOSE-UP



Roller Cam



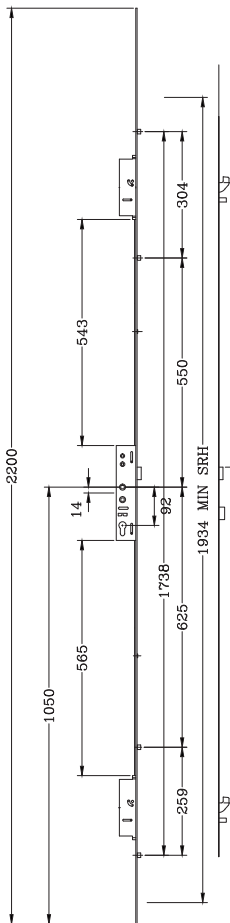
Centre Latch & Deadbolt

LockMaster PLSP13-2ER (PL13-2ER)

2 Hook, 2 Pin, 4 Roller



TECHNICAL DRAWINGS



GUARANTEES



PART NUMBERS

Description	Operation	Backset	Locking Points	Part Number
PLSP13-2ER	Single Spindle	35mm	2 hooks, 2 anti-lift pins, 4 rollers	P041016
PL13-2ER	Twin Spindle	35mm	2 hooks, 2 anti-lift pins, 4 rollers	041025



LockMaster PLSP100

2 Hook, 2 Pin, 4 Roller



PRODUCT INFORMATION



- Extendable multipoint lock suitable for all common applications - front door lever/lever or lever/pad, back door lever/lever or French door primary leaf
- Suitable for use on PVCu doors
- 2 upward locking hooks
- 2 anti-lift pins which automatically engage when hooks are thrown, providing enhanced security
- 4 pre-compression roller cams for enhanced sealing and compression
- Roller cams travel before hooks to ensure smooth operation
- Reversible latch for left or right handed doors
- 35mm backset (45mm special order)
- 16mm faceplate (20mm special order)
- Option of 92 PZ or 92/62 PZ (standard or twin spindle)
- Option of shootbolts top & bottom

Striker Options Include

- Individual centre latch & dead bolt striker, 2 x combined hook, pin and roller cam strikers
Or
- Standard one piece striker
Or
- Enhanced one piece striker supplied with apertures for through fixing of frame to brickwork without the need to remove the striker

CLOSE-UP



Roller Cam



Centre Latch & Deadbolt

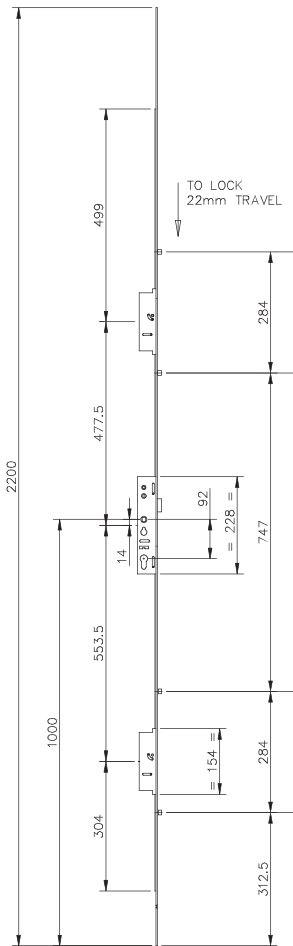
LockMaster PLSP100 (PL100)

2 Hook, 2 Pin, 4 Roller

Door
Locks



TECHNICAL DRAWINGS



GUARANTEES



See our range of shootbolts

from
PAGE
262

PART NUMBERS

Description	Operation	Backset	Locking points	Part numbers
PL100	Twin Spindle	35mm	2 hooks, 2 anti-lift pins, 4 rollers	041020
PLSP100	Single Spindle	35mm	2 hooks, 2 anti-lift pins, 4 rollers	041000



LockMaster PLSP105 (PL105)

3 Deadbolt



PRODUCT INFORMATION



- Multipoint residential door lock
- Reversible latch to suit both left and right handed doors
- Centre deadbolt with hardened anti-saw pins
- 2 x additional deadbolts positioned top and bottom
- 35mm backset
- 16mm faceplate
- Option of 92 PZ or 92/62 PZ (standard or twin spindle)

CLOSE-UP



Centre Latch & Deadbolt

LockMaster PLSP105 (PL105)

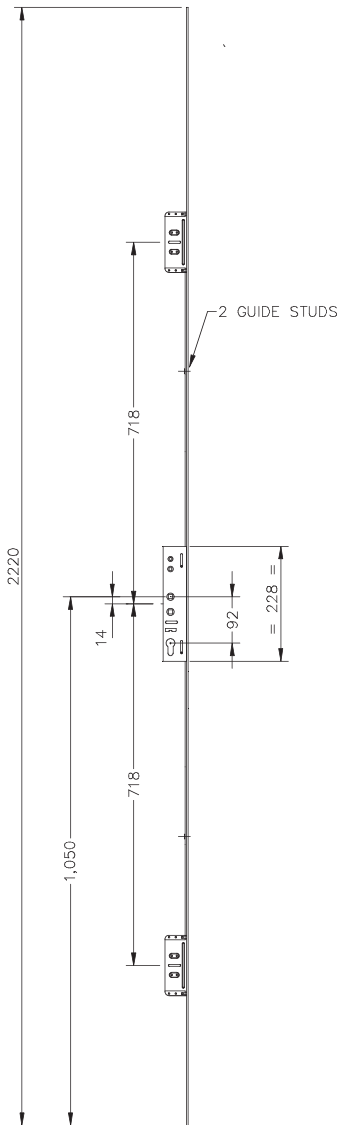
3 Deadbolt

Door
Locks



TECHNICAL DRAWINGS

GUARANTEE



PART NUMBERS

Description	Operation	Backset	Locking points	Part numbers
PLSP105	Single Spindle	35mm	3 deadbolts	041008
PL105	Twin Spindle	35mm	3 deadbolts	041028



LockMaster PLSP11 (PL11)

4 Roller



PRODUCT INFORMATION



- Multipoint residential door lock
- 4 pre-compression roller cams for enhanced sealing and compression
- Reversible latch to suit both left and right handed doors
- Deadbolt with hardened anti-saw pins
- 35mm backset
- 16mm faceplate
- Option of 92 PZ or 92/62 PZ (standard or twin spindle)

CLOSE-UP



Centre Latch & Deadbolt

LockMaster PLSP11 (PL11)

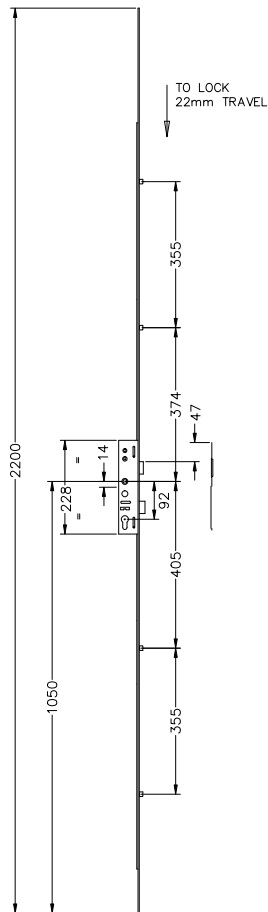
4 Roller

Door
Locks



TECHNICAL DRAWINGS

GUARANTEE



PART NUMBERS

Description	Operation	Backset	Locking points	Part numbers
PLSP11	Single Spindle	35mm	4 rollers, deadbolt centre case	041010
PL11	Twin Spindle	35mm	4 rollers, deadbolt centre case	041030



LockMaster PLSP104

2 Roller



PRODUCT INFORMATION



- Extendable multipoint lock for residential or French doors
- 2 pre-compression roller cams for enhanced sealing and compression
- Reversible latch to suit both left and right handed doors
- Deadbolt with hardened anti-saw pins
- 35mm backset
- 16mm faceplate
- Option of 92 PZ or 92/62 PZ (standard or twin spindle)

CLOSE-UP



Deadbolt

See our range of shootbolts

from
PAGE
262

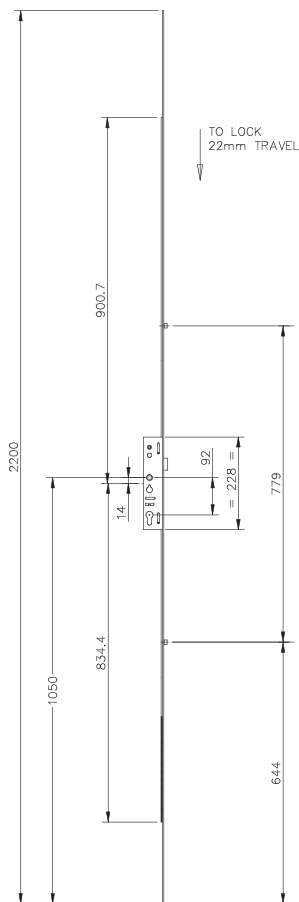
LockMaster PLSP104

2 Roller



TECHNICAL DRAWINGS

GUARANTEE



PART NUMBERS

Description	Operation	Backset	Locking points	Part numbers
PLSP104	Single Spindle	35mm	2 rollers, deadbolt centrecase	041006



LockMaster PLSP30 (PL30)

Secondary Lock



PRODUCT INFORMATION



- Extendable secondary lock suitable for use on the secondary leaf of a pair of French doors
- Tooth couplings enable the addition of shootbolts top & bottom
- Shootbolts secure into adjustable French door strikers for optimum compression at the top and bottom of the door
- Smooth lever/lever operation
- 35mm backset
- 16mm faceplate
- PZ 92
- Enhanced security shootbolts are also available featuring a "return" for additional screw fixing into the sash

CLOSE-UP



Handle operated shootbolt locking

See our range of shootbolts

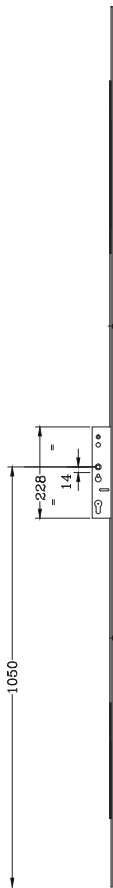
from
PAGE
262

LockMaster PLSP30 (PL30)

Secondary Lock



TECHNICAL DRAWINGS



GUARANTEES



PART NUMBERS

Description	Operation	Backset	Locking Points	Part Numbers
PLSP30 - Secondary lock	Single Spindle	35mm	Latch, deadbolt	041048P
PL30 - Secondary lock	-	35mm	Latch, deadbolt	041045



LockMaster PL85

Composite Door Lock



PRODUCT INFORMATION



- Multipoint lock for composite doors
- 45mm wide coloured faceplate replaces requirement for edging strip on composite doors
- 2 upward locking hooks for anti-separation protection
- Deadbolt centre designed specifically for 44mm thick composite doors
- Aluminium or PVCu faceplates are available in either white or brown
- Reversible latch to suit both left and right handed doors
- 35mm backset
- PZ 92 centre case

CLOSE-UP



Option of brown or white faceplate



Hooks for enhanced security



45mm Backset, PZ 92

Composite Door Lock

GUARANTEES



Description	Operation	Backset	Locking Points	Part Numbers
PL85 - White	Twin Spindle or Single Spindle	45mm	2 hooks	041370
PL85 - Brown	Twin Spindle or Single Spindle	45mm	2 hooks	041371



LockMaster PLSP18 (PL18)

For Composite & Timber



PRODUCT INFORMATION



- Multipoint lock for composite and timber doors
- 2 hooks, latch and deadbolt combination provide enhanced security
- 35mm and 45mm backset
- 16mm or 20mm faceplate with square or radius ends
- Normal or twin spindle gearbox
- Tested to PAS 24 for enhanced security
- Tested to BSEN 1670: grade 4 achieving 240 hours corrosion resistance
- Tested to BS 6375-1 for weathertightness
- Tested to BS 6375-2 in excess of 50,000 cycles for operational reliability
- Police preferred specification - Secured by Design approved product

CLOSE-UP



Hook & pin



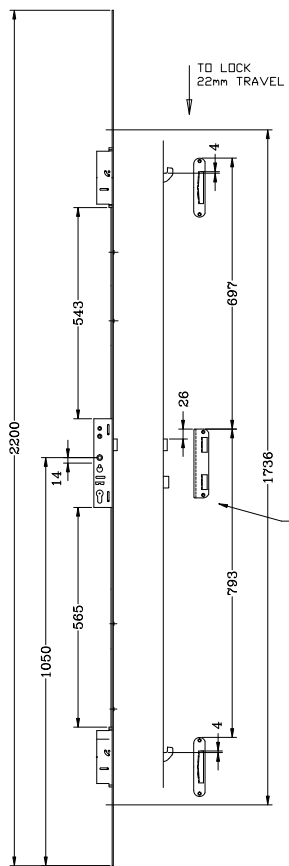
Centre Latch & deadbolt

LockMaster PLSP18 (PL18)

For Composite & Timber



TECHNICAL DRAWINGS



GUARANTEES



PART NUMBERS

Description	Operation	Faceplate	Backset	Locking Points	Ends	Part Numbers
PLSP18	Single Spindle	16	35	2 Hook	Square	041195
PLSP18	Single Spindle	16	45	2 Hook	Square	041191
PLSP18	Single Spindle	20	45	2 Hook	Square	041192
PLSP18	Single Spindle	20	45	2 Hook	Radius	041193
PLSP18	Single Spindle	20	35	2 Hook	Radius	041198



YLKT45-TH20

Townhouse Lock



PRODUCT INFORMATION



- Key operated multipoint residential door lock
- Locking points are thrown and locked by operation of the key
- Designed to suit a wide variety of furniture
- 20mm faceplate
- 45mm backset
- Tested in excess of 200,000 cycles
- BS EN 1670 accredited, salt spray tested to 240 hours
- PAS 24:2012 accredited
- Designed and manufactured in the UK

CLOSE-UP



Hook & pin



Key operated

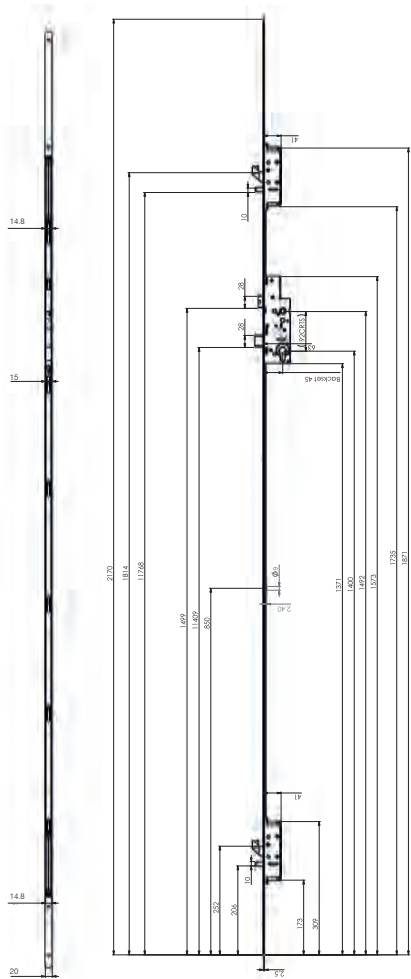
Yale YLKT45-TH20

Townhouse Lock

Door
Locks



TECHNICAL DRAWINGS



GUARANTEES



PART NUMBERS

Description	Operation	Backset	Locking Points	Part Numbers
Yale Townhouse Lock	Key	45mm	2 hooks, 2 anti-lift pins	041503



AS 7370

2 Pin



PRODUCT INFORMATION



- Extendable multipoint lock for residential and French doors
- 2 pins
- Pins throw 20mm
- Reversible latch to suit both left and right handed doors
- Anti-saw deadbolt
- 35mm and 45mm backset options
- 16mm faceplate
- PZ 92
- Lever/lever operation

For use with KfV Hurricane Lock AS 7006

- Locking system for timber & composite double doors
- Removes the need for a false mullion

PAGE
239

AS 7370

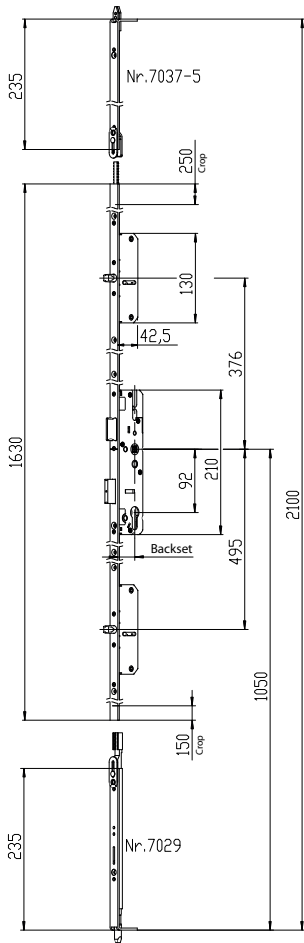
2 Pin

Door
Locks



TECHNICAL DRAWINGS

GUARANTEE



PART NUMBERS

Description	Operation	Backset	Locking points	Part numbers
AS 7370	Lever/lever	35	2 pin, latch & deadbolt	046214
AS 7370	Lever/lever	45	2 pin, latch & deadbolt	046224



AS 7970

2 Hook



PRODUCT INFORMATION



- Extendable multipoint lock for residential doors
- 2 hardened steel hooks
- Reversible latch to suit both left and right handed doors
- Anti-saw deadbolt
- 28mm and 35mm backset options
- 16mm faceplate
- Pz 92
- Operation: lever/lever

For use with KFF Hurricane Lock AS 7006

- Locking system for timber & composite double doors
- Removes the need for a false mullion

PAGE
239

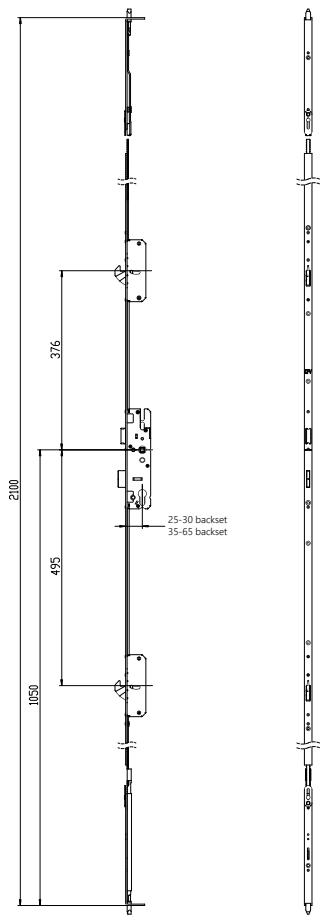
AS 7970

2 Hook



TECHNICAL DRAWINGS

GUARANTEE



See our range of shootbolts



PART NUMBERS

Description	Operation	Backset	Locking points	Part Numbers
AS 7970	Single Spindle	28mm	2 hooks	047841
AS 7970	Single Spindle	35mm	2 hooks	047910



Hurricane Lock AS 7006



Secondary Lock for Timber

PRODUCT INFORMATION



- Extendable multipoint lock for timber and composite double door systems
- Tested to withstand Dade County (Florida) Hurricane Tests
- Achieve double door security with 4 shootbolts, 2 hooks, latch and deadbolt
- 45mm backset
- Locking points maintain integrity of door sash and help prevent twisting or warping
- 20 mm throw of shootbolts (laminated steel)
- 21mm throw of hooks (hardened steel)
- 16mm deadbolt throw with anti-saw protection
- Universal routing for both door sashes means handing can be changed without additional work to lock preparation
- Complies with MLA/ABI minimum insurance requirements
- Door cannot be locked until secondary door is secured, ensuring both doors are fully secured every time they are closed
- Secondary door cannot be accidentally unlocked as primary door also has a secondary lock retaining function which locks into secondary door lock
- PZ 92

KFV Hurricane Lock AS 7006


Secondary Lock for Timber

Door Locks



TECHNICAL DRAWINGS

GUARANTEE



See our range of shootbolts

from
PAGE
262

PART NUMBERS

Description	Operation	Backset	Locking points	Part numbers
Hurricane Lock AS7006	Single Spindle	45mm	4 shootbolts, 2 hooks, latch and deadbolt	046080



AS 4900

2 Hook



PRODUCT INFORMATION



- Multipoint residential door lock
- 2 hardened steel hooks
- Reversible latch to suit both left and right handed doors
- Anti-saw deadbolt
- 35mm backset
- 16mm faceplate
- PZ 92
- Operation: lever/lever

CLOSE-UP



AS 4900

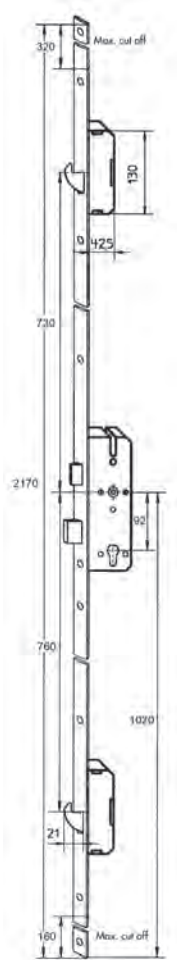
2 Hook

Door
Locks



TECHNICAL DRAWINGS

GUARANTEE



PART NUMBERS

Description	Operation	Backset	Locking points	Part numbers
AS4900 Multipoint Lock	Single Spindle	35	2 hooks	047787



AS 4350

2 Pin



PRODUCT INFORMATION



- Multipoint residential door lock
- 2 hardened steel pins to protect against sawing
- Reversible latch to suit both left and right handed doors
- Anti-saw deadbolt
- 28mm, 35mm, 40mm, 45mm backset options
- 16mm faceplate
- PZ 92
- Operation: lever/lever

CLOSE-UP



AS 4350

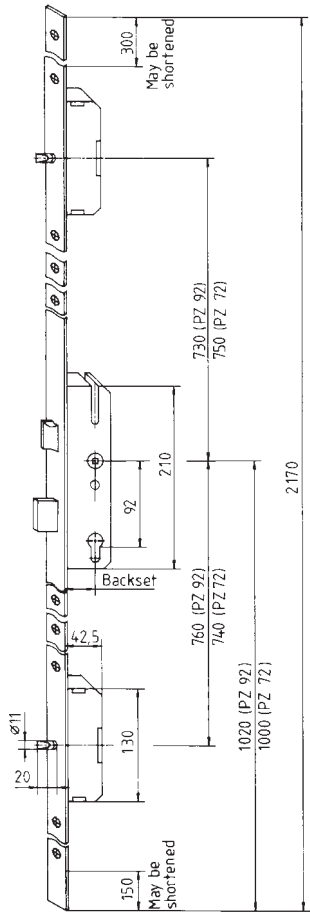
2 Pin

Door
Locks



TECHNICAL DRAWINGS

GUARANTEE



PART NUMBERS

Description	Operation	Backset	Locking points	Part Numbers
AS4350*	Single Spindle	28mm	2 pin	047446
AS4350	Single Spindle	35mm	2 pin	047453
AS4350	Single Spindle	40mm	2 pin	047462
AS4350	Single Spindle	45mm	2 pin	047466

* special order



AS 4050

4 Roller



PRODUCT INFORMATION



- Multipoint residential door lock
- 4 roller cams, compression adjustable ± 1 mm
- Reversible latch to suit both left and right handed doors
- Anti-saw deadbolt
- 25mm, 28mm, 30mm, 35mm, 40mm, 45mm backset options
- 16mm faceplate
- PZ 92
- Operation: lever/lever

CLOSE-UP



AS 4050

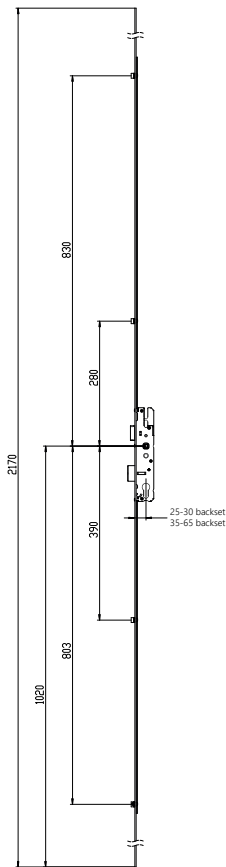
4 Roller

Door
Locks



TECHNICAL DRAWINGS

GUARANTEE



PART NUMBERS

Description	Operation	Backset	Locking points	Part numbers
AS 4050	Single Spindle	25mm	4 Roller Cam	047324
AS 4050	Single Spindle	28mm	4 Roller Cam	047326
AS 4050	Single Spindle	30mm	4 Roller Cam	047334
AS 4050	Single Spindle	35mm	4 Roller Cam	047339
AS 4050	Single Spindle	40mm	4 Roller Cam	047344
AS 4050	Single Spindle	45mm	4 Roller Cam	047349



AS 2300

W20 For Stable Doors



PRODUCT INFORMATION



- Stable door locking system
- 2 round bolts/ pins - one on the top half, one on the bottom half
- Reversible latch to suit both left and right handed doors
- Anti-saw deadbolt
- Shootbolt on bottom half to secure into upper leaf
- 35mm backset
- 16mm faceplate
- PZ 92
- Operation: stable door

CLOSE-UP



GUARANTEE



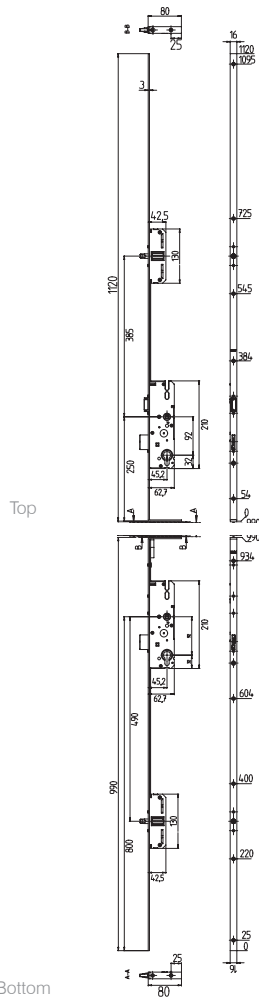
AS 2300

W20 for Stable Doors

Door
Locks



TECHNICAL DRAWINGS



OPERATION

1. To close and lock from inside/outside: close bottom part and thereafter top part, or both parts together
2. Turn cylinder on top part and bottom part
3. Shootbolts and deadbolts engage in strikers. Door is now fully locked
4. To open top door only from inside/outside: turn cylinder on top door. Deadbolt and shootbolt disengage from strikers.
5. Latch can be retracted by handle or cylinder to release top door.
6. To open both top and bottom doors from inside/outside: turn cylinder on bottom door first and then turn cylinder on top door. Deadbolts and shootbolt disengage from strikers.
7. Latch on top door can be retracted by handle or cylinder to release complete door.

PART NUMBERS

Description	Backset	BOM.
AS2300/W20 Stable Door Lock	35mm	KFVSTABLE
Kit includes lock, strikers, packers and escutcheon set		



AS 3500 Automatic Lock



Magnetic Technology

PRODUCT INFORMATION



The AS3500 is an automatic multipoint lock for residential doors.

- Two upward locking high security hooks
- Hooks are triggered using magnetic technology without the need for release latches
- Hook travel: 20mm
- Magnetic trigger technology ensures that the hooks are only activated when the patented magnetic trigger is opposite the faceplate
- 16mm stainless steel faceplate
- Standard routing in sash and frame
- Suitable for use with standard strikers for multipoint doors
- Suitable for right or left handed doors

DETAILS



Left: Hook & magnetic striker

AS 3500 Automatic Lock

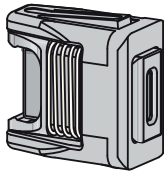
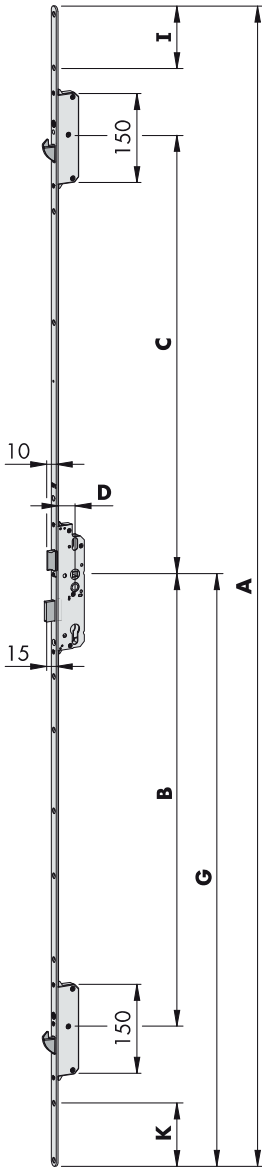
Magnetic Technology

Door
Locks



TECHNICAL DRAWINGS

GUARANTEE



 Magnet



Abmessungen (mm)						
B-Ausführung	A	B	C	G	I	K
B001	2170	760	730	1020	290	130
B003	2400	760	980	1020	270	130
B039	1700	760	355	952	263	62
B041	1700	760	605	952	13	62
B166	1855	760	730	952	43	62
B253	2170	760	980	952	108	62
B296	2170	760	355	1020	665	130
B298	2170	760	605	1020	415	130

PART NUMBERS

Description		Part Numbers
AS 3500 Stable Door Lock	45mm	047990
Magnetic Hook Striker Plate	-	408097
2 per door required		
R/H Striker	-	408099
L/H Striker	-	408098
Magnet	-	409912
2 per door required		



Pin Panic Lock

For Emergency Exit

PRODUCT INFORMATION



- Combines enhanced security with emergency exit technology for both single and double doors
- Multipoint locking system
- 2 pins and deadbolt for security
- Pins throw 20mm
- Reversible latch to suit both left and right handed doors
- Anti-saw deadbolt
- Panic bar
- Tested and certified to EN 1125, European standard for Panic Exit Devices
- BS EN 1125 classification: 37601322A
- Kits available for both single and double doors
- Suitable for use on PVCU, timber and aluminium doors
- Internal operation via panic bar
- Panic bar finished in exit green
- External access kit available
- For all applications door will always open from inside to allow emergency egress



MATERIAL SPECIFICATION

Single Doors Rebate Size

Minimum Width 700mm

Maximum Width 2400mm

Double Doors Rebate Size

Minimum Width 1600mm

Maximum Width 2400mm

Single Door/Primary Leaf Specification

35mm backset multipoint lock featuring 2 pins with 20mm throw, reversible latch and deadbolt

Secondary Door Specification

35mm backset secondary door lock with shootbolts top and bottom


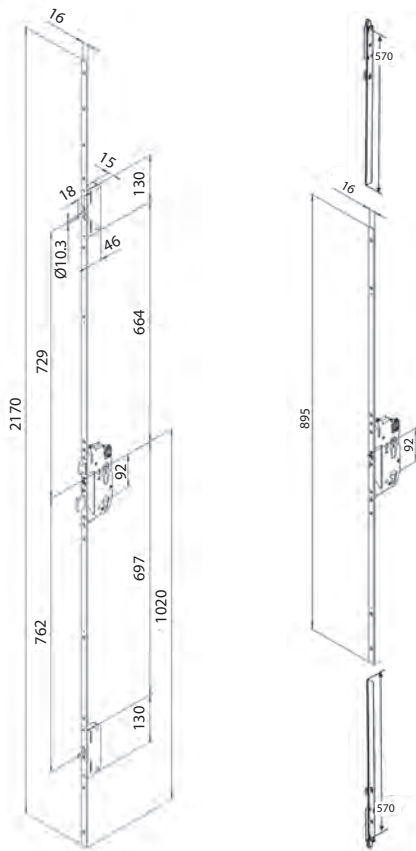
Pin Panic Lock

For Emergency Exit

Door
Locks



TECHNICAL DRAWINGS



Single & double door kits available

PART NUMBERS

Description

- Primary/Single Door
- Secondary Door
- External Access Kit
- Door Kit
- Door Kit

Part Numbers

- 043870
- 043875
- 043880
- PINMASTER
- PINSLAVE

GUARANTEE





Surface Mounted Panic Lock

For Emergency Exit

PRODUCT INFORMATION



- Multipoint locking system with surface mounted panic bar kit
- Kits available for both single and double doors
- Single door features 3 horizontal locking bolts
- Double door features 3 horizontal locking bolts on primary leaf and twin vertical bolts on secondary leaf
- Tested and certified to EN 1125, European standard for Panic Exit Devices
- BS EN 1125 classification: 37601322A
- Internal operation via panic bar
- External access kit available



Single Door Kit



Double Door Kit

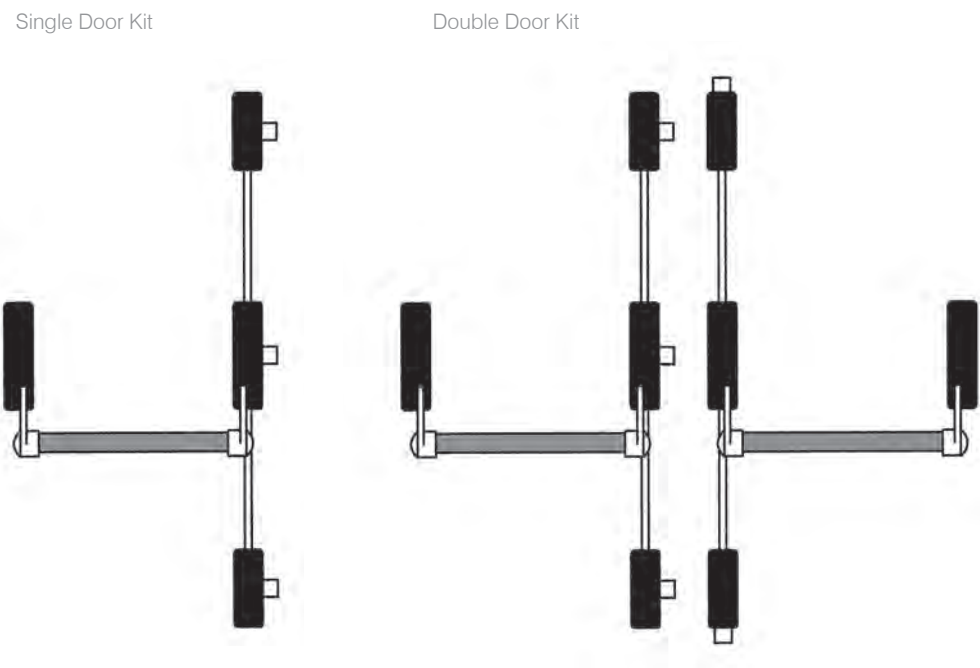
Surface Mounted Panic Lock

For Emergency Exit

Door
Locks



TECHNICAL DRAWINGS



PART NUMBERS

Description	Part Numbers
Primary Panic Door Kit	043961
Secondary Panic Door Kit	043971
External Access Handle - including Cylinder	043980
Panic Door Push Pad	043983

GUARANTEE





Push Button Lock Kit

Code Lock

PRODUCT INFORMATION



- Heavy duty mechanically coded lock
- Full size lever handles suitable for use in high traffic situations
- Lever handles allow it to be used as the primary lock on most doors
- Functions allow for comprehensive control of the door
- 2047 codes to choose from
- Stainless steel finish
- For use with mortice or multipoint locks a minimum backset of 40mm is required
- We recommend use with a customised 49PZW lock (see page 259) which is available via Mila Technical team

Push Button Lock Kit

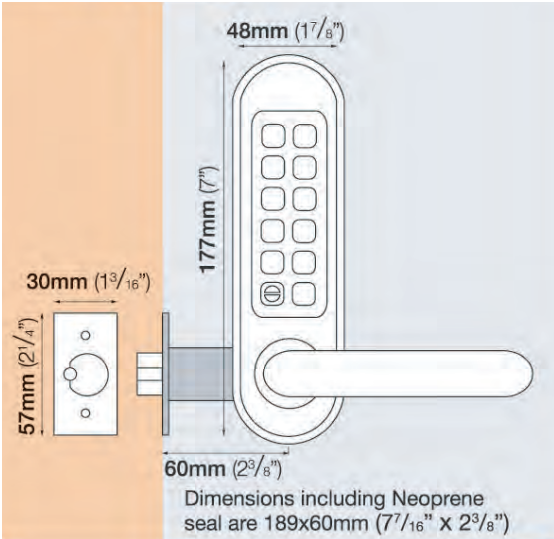
Code Lock

Door
Locks



TECHNICAL DRAWINGS

GUARANTEE



PART NUMBERS

Description

- Digital Lock
- Extra Length Spindle (60 - 70mm door profiles will require longer handle spindles)
- Push button door lock kit

Part Numbers

- 044711
- 044719
- PBLK1



iDeal Lockcase Range

PRODUCT INFORMATION



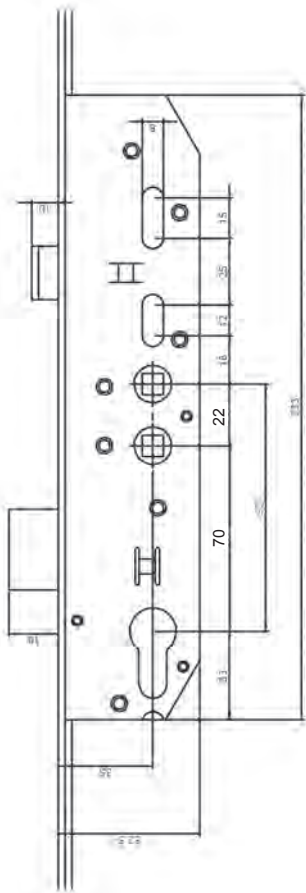
- This is a remedial lockcase
- Deadbolt has 18mm single throw
- Deadbolt is protected against sawing with hardened steel pins
- Latchbolt can be operated by handle and deadlocked by cylinder
- 16mm faceplate
- 35mm backsets
- Available in single and twin spindle versions

GUARANTEE

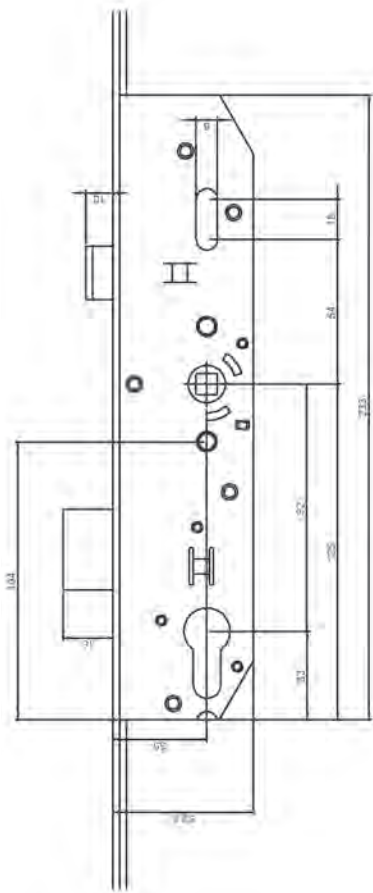




TECHNICAL DRAWINGS



Lever/Pad



Lever/Lever

PART NUMBERS

Description	Backset	Operation	PZ	Part Numbers
iDeal lockcase	35	Single Spindle	92	047200
iDeal lockcase	35	Twin Spindle	92/70	047201



49PZW Mortice Lock

PRODUCT INFORMATION

- Security mortice lock
- Deadbolt operated by cylinder
- Deadbolt has 20mm single throw
- Deadbolt is protected against sawing with hardened steel pins
- Latchbolt can be operated by handle or cylinder
- Option of 16mm or 24mm faceplate
- Backsets from 25mm - 45mm
- Suits standard lever/lever or lever/pull pad handles with PZ 92

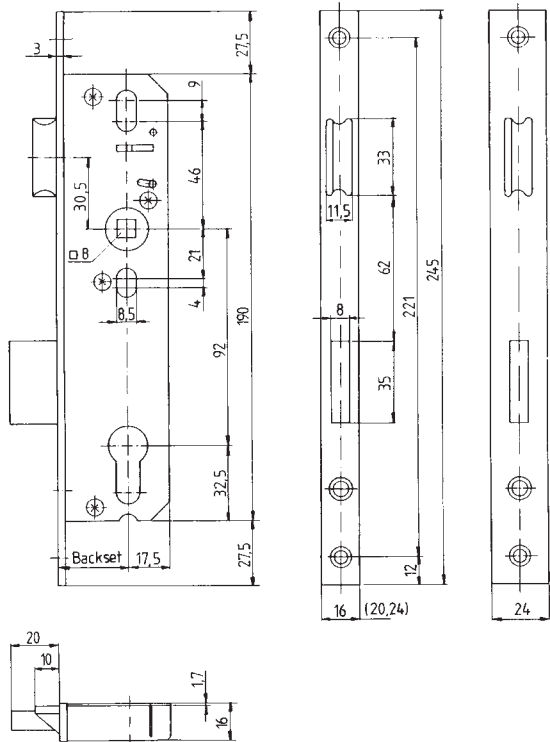
GUARANTEE



49PZW Mortice Lock



TECHNICAL DRAWINGS



PART NUMBERS

Description	Backset (mm)	Finish	Part Number 24mm Faceplate	Part Number 16mm Faceplate
Mortice Lock	25	Zinc plated	-	040708*
Mortice Lock	25	Stainless steel	040701*	-
Mortice Lock	30	Zinc plated	-	040724*
Mortice Lock	30	Stainless steel	040717*	040725*
Mortice Lock	35	Zinc plated	040732*	040740
Mortice Lock	35	Stainless steel	-	040741*
Mortice Lock	40	Zinc plated	040748*	-
Mortice Lock	40	Stainless steel	-	040757*
Mortice Lock	45	Zinc plated	-	040772
Mortice Lock	45	Stainless steel	040765*	040773*

*special order




Electronic Latch

Fail Safe and Fail Secure

PRODUCT INFORMATION

- Electronic latch for residential doors
- Fail safe feature - unlocks in the event of a fire
- Fail secure feature - remains locked in the event of a power cut
- We recommend use with a customised 49PZW lock which is available via Mila Technical team
- Suitable for use with Mila universal latch and deadbolt striker - see page 276

CLOSE-UP



GUARANTEE



PART NUMBERS

Description	Part Number
Fail Secure	046750
Fail Safe	046751

iDeal Large Shootbolt

Finger Operated

Door
Locks

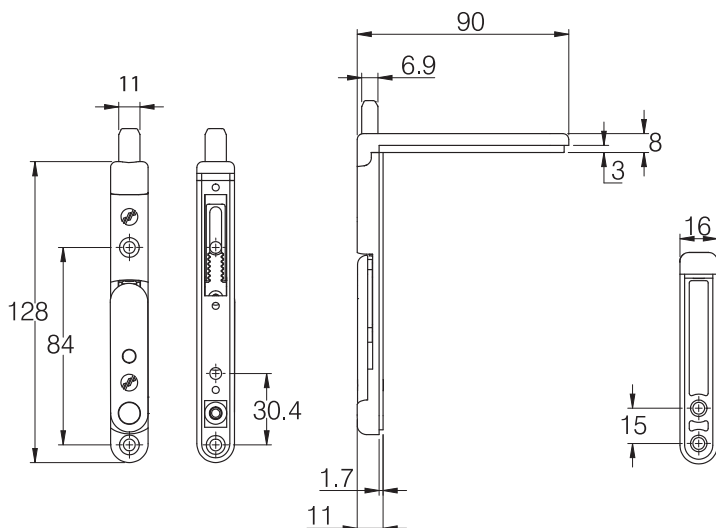


PRODUCT INFORMATION



- Finger operated shootbolt
- 11mm shootbolt width
- Shootbolt throws 12 - 16mm
- For use on the secondary leaf, top and bottom, of a pair of French doors
- Suitable for use on the secondary leaf of a pair of French windows
- Rotational lever requires only minimal operating forces

TECHNICAL DRAWINGS



GUARANTEE



PART NUMBERS

Description

Large Finger Operated Shootbolt
044202



iDeal Small Shootbolt

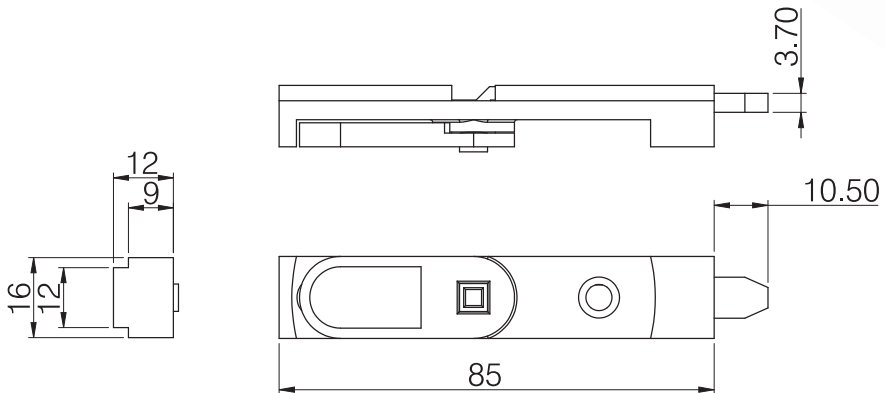
Finger Operated

PRODUCT INFORMATION



- Zinc die-cast shootbolt
- Finger operated
- Shootbolt throws 10.5mm
- Suitable for eurogrooves or flat surfaces
- Suitable for use on the secondary leaf, top and bottom, of a pair of French doors
- Suitable for use on the secondary leaf of a pair of French windows

TECHNICAL DRAWINGS



PART NUMBERS

Description
Small Finger Operated Shootbolt

Material
Zinc plated

Part Number
044101

GUARANTEE



iDeal Standard Shootbolt

Finger Operated

Door
Locks



PRODUCT INFORMATION



- Stainless steel shootbolt
- Finger operated
- Shootbolt throws 14mm
- Slim design allows more tolerance
- Suitable for eurogrooves or flat surfaces
- Suitable for use on the secondary leaf, top and bottom, of a pair of French doors
- Suitable for use on the secondary leaf of a pair of French windows

GUARANTEE



PART NUMBERS

Description

Finger Operated Shootbolt

Material Finish

Stainless Steel

Part Number

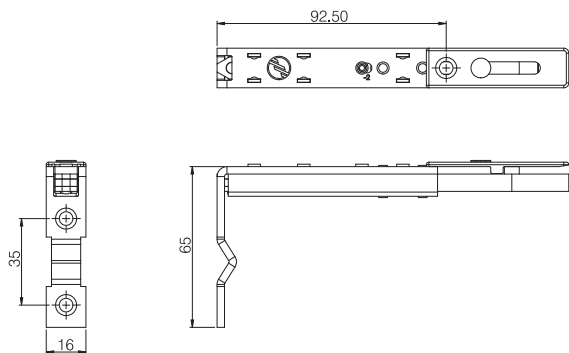
044120



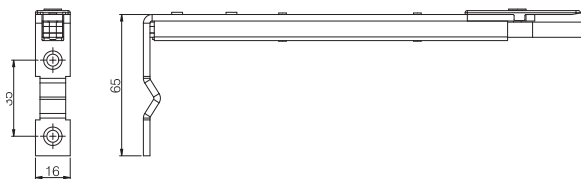
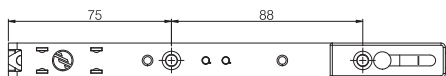
Normal & Reverse Action Shootbolt

For French Doors and Enhanced Security Applications

PRODUCT INFORMATION



Normal action



Reverse action

- For both French door and enhanced security applications
- Laminated for enhanced security
- Chamfered shootbolt ensuring easy operation
- Standard and high security variants
- Compatible with Mila, Yale and KfV door lock ranges
- Corrosion resistance to EN1670:2007 Grade 4
- Tested to a minimum of 50,000 cycles
- Security version tested to the enhanced security requirements of PAS: 2016
- PolicePreferred Specification - ProSecure security shootbolt approved by Secured by Design

GUARANTEE



PART NUMBERS

Description	Part Number for Mila Lock	Part Number for Yale Lock	Part Number for KfV Lock
Normal Action Shootbolt	046324C	046326C	046316C
Reverse Action Shootbolt	046325C	046327C	046317C
ProSecure Security Shootbolt - normal action	046318C	046320C	-
ProSecure Security Shootbolt - reverse action	046319C	046321C	-

Door Shootbolt

Door
Locks



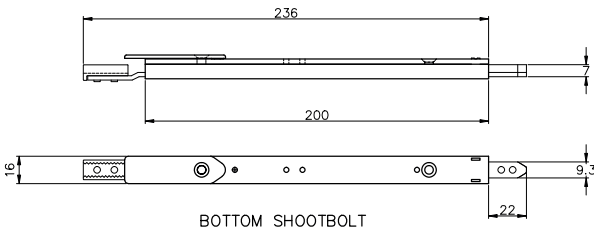
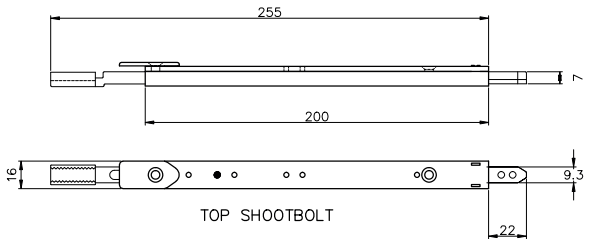
LockMaster Shootbolt Set



Description

Standard Shootbolt Set

041060P



PRODUCT INFORMATION



Description

Part Number

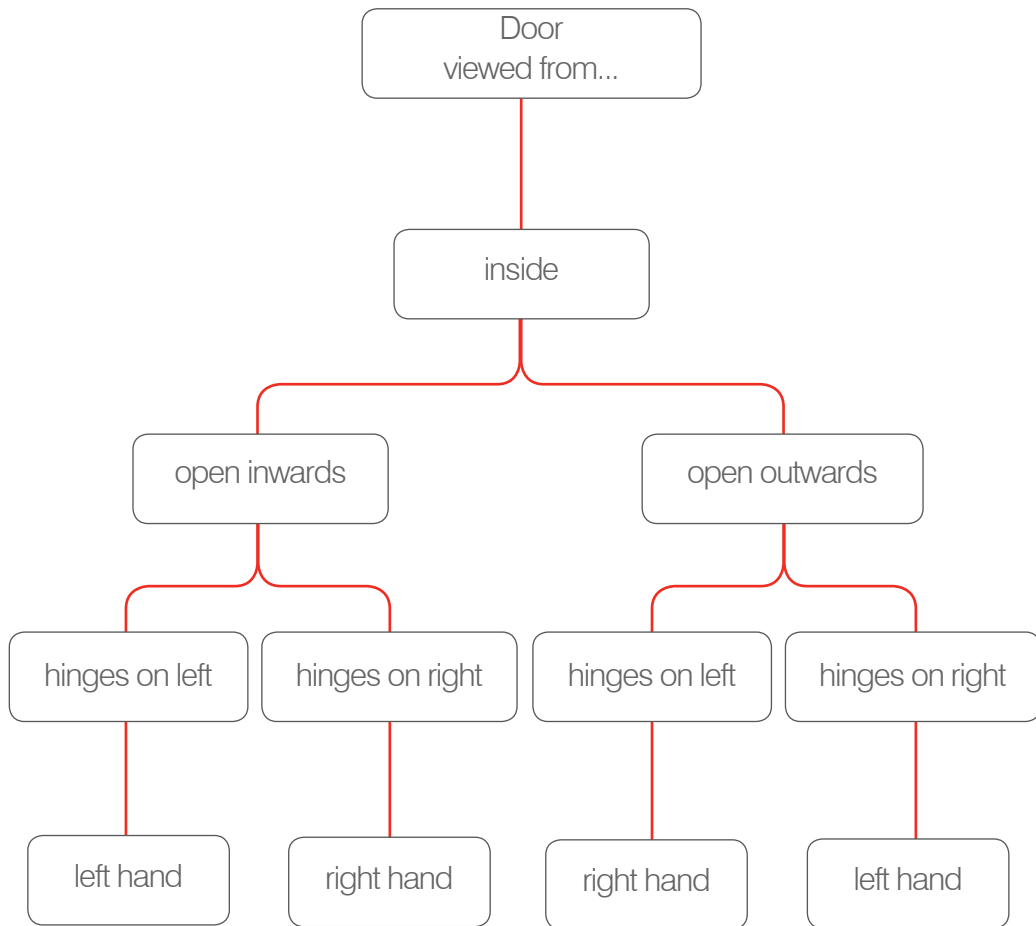
KfV Shootbolt	No.8032 Silver Finger Bolt	044239
Reverse Action Shootbolt	No.7029.16 Silver	046301
Reverse Action Shootbolt	No.7029.16 Stainless Steel	046304
Normal Action Shootbolt	No.7037.16 Stainless Steel	046306
Normal Action Shootbolt	No.7037.16 Silver	046309
Normal Action Shootbolt - Oblong	No.7037.6.16 Silver	046311N

Strikers



Strikers - How to hand guide

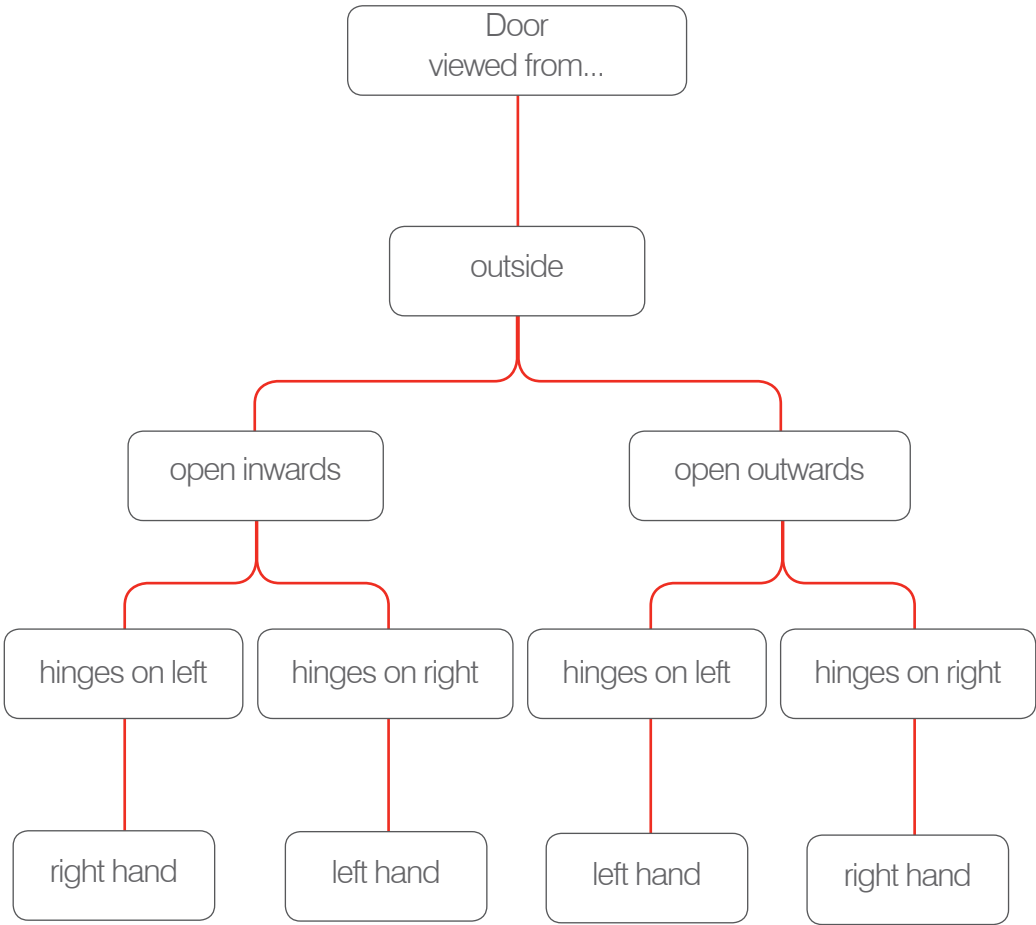
FOLLOW THE FLOW CHART TO IDENTIFY THE CORRECT HANDED HARDWARE



TOP TIP

Look at the door making sure that you are on the side of the door where you can see the hinges. If the hinges are on the left, then the door is left handed. If they are on the right, the door is right handed.

FOLLOW THE FLOW CHART TO IDENTIFY THE CORRECT HANDED HARDWARE





ProSecure One Piece Striker

PRODUCT INFORMATION & GUARANTEE

- ProSecure steel one-piece strikers are strong, fast-to-fit, utilise captive twist 'n' clip profile related packers for ease of fabrication and feature end-caps which provide a neat finish
- Achieves PAS24 enhanced security standard without the need for additional security plates
- Through-fixing holes with optional covers
- Centre-line to ease lock alignment
- Fully adjustable with 4mm Allen key
- Clip-in dust pockets
- 11mm and 13mm eurogroove positions
- 2 lengths
- Handed



TWIST 'N' CLIP PACKERS



Place packer into 'C' shaped channel



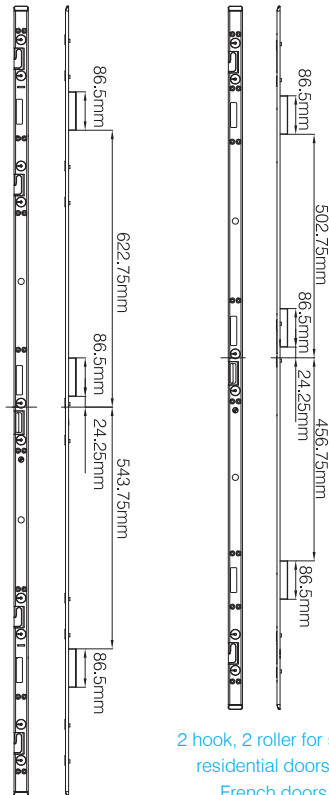
then twist...



...and clip into place

From
PAGE
281

TECHNICAL DRAWINGS



2 hook, 4
roller for
residential
or French
doors

2 hook, 2 roller for small
residential doors or
French doors

PART NUMBERS

Description	To Suit Lock	Eurogroove (mm)	Length (mm)	Right Hand	Left Hand
ProSecure One Piece Striker	2 Hook 2 Roller	11	1560	425014B	425015B
ProSecure One Piece Striker	2 Hook 2 Roller	13	1560	425020B	425021B
ProSecure One Piece Striker	2 Hook 4 Roller	11	1560	425024B	425025B
ProSecure One Piece Striker	2 Hook 4 Roller	13	1560	425030B	425031B
ProSecure One Piece Striker	2 hook 4 Roller	11	1756	425034B	425035B
ProSecure One Piece Striker	2 hook 4 Roller	13	1756	425040B	425041B



PRODUCT INFORMATION

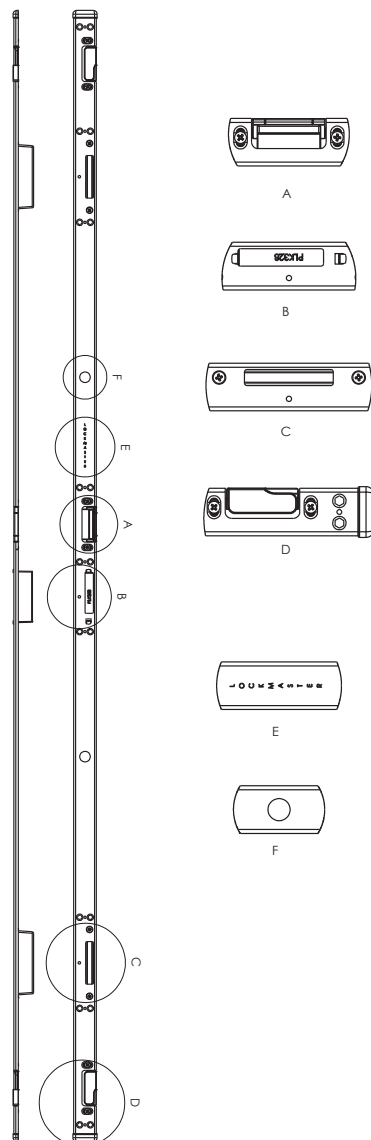


- Adjustable one piece striker
- Combined multipoint lock receiving points on one striker
- Easy to fit
- Corrosion resistance to EN1670:20 Grade 4
- Lock specific - works in conjunction with LockMaster profile related packers
- Please contact the Mila sales team for part numbers

GUARANTEE



TECHNICAL DRAWINGS

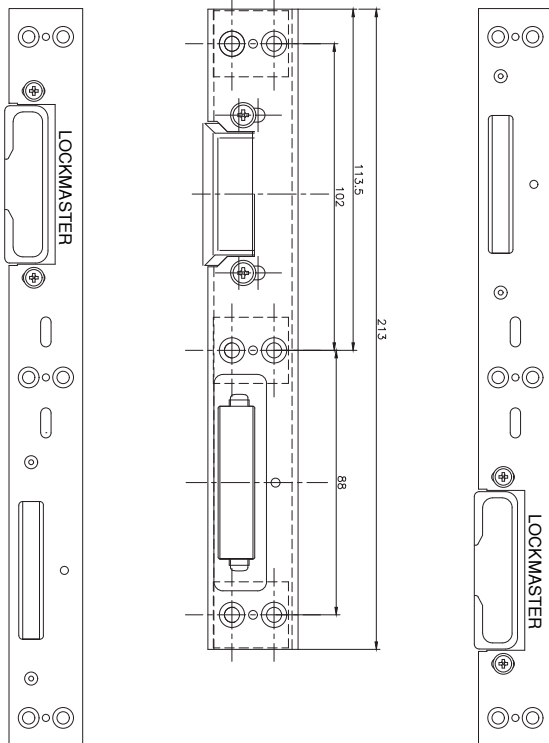




3 Piece Striker Range



PRODUCT INFORMATION



- Centre latch and deadbolt striker with fully adjustable centre latch plate for compression
- Combined hook and roller keeps to suit Yale multipoint locks
- Steel pressing and laminated plates for extra strength
- Corrosion resistance to EN1670:2007 Grade 4

PART NUMBERS

Description	Universal	Left Hand	Right Hand
2 hook 2 roller striker	420329P	-	-
Centre striker	-	420310	420315
2 hook 4 roller striker	-	P420358	P420359

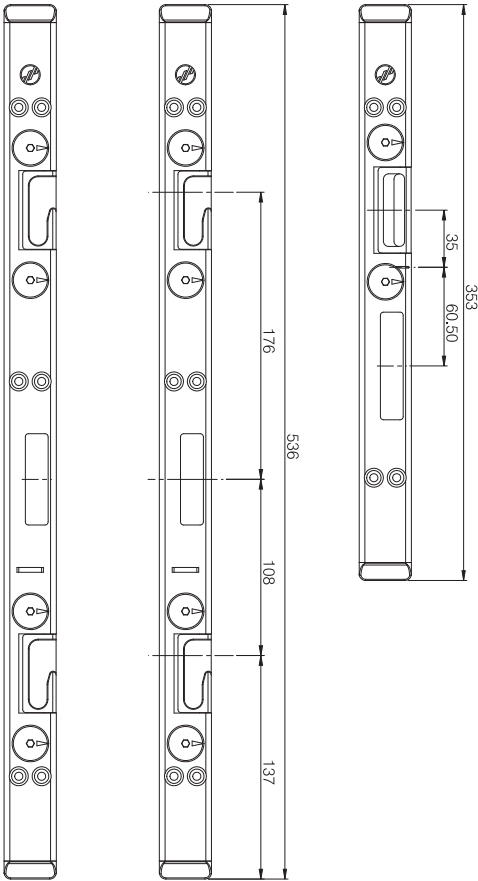
GUARANTEE



ProSecure 3 Piece Striker Range



PRODUCT INFORMATION



- ProSecure steel three-piece strikers are strong, fast-to-fit, utilise captive twist 'n' clip profile related packers for ease of fabrication and feature end-caps which provide a neat finish
- Achieves PAS24 enhanced security standard without the need for additional security plates
- Centre-line to ease lock alignment
- Fully adjustable with 4mm Allen key
- Clip-in dust pockets
- 11mm and 13mm eurogroove positions
- Handed

From
PAGE
281

TWIST 'N' CLIP PACKERS



Place packer into 'C' shaped channel



then twist...



...and clip into place

PART NUMBERS

Description	Part Numbers Right Hand	Part Numbers Left Hand
2 hook 2 roller striker 11 mm	425114	425115
2 hook 2 roller striker 13mm	425120	425121
2 Hook 4 roller striker 11mm	425124	425125
2 Hook 4 roller striker 13mm	425130	425131

GUARANTEE





Contact our sales team for advice on locks, strikers & profile related packers

T. 01327 312 400 E. sales@mila.co.uk

Universal Striker Range



PRODUCT INFORMATION

The image displays four different types of door strikers: 1. A long, rectangular hook/roundbolt/deadbolt striker with a zinc diecast back box. 2. A smaller, angled hook/roundbolt/deadbolt striker. 3. A rectangular shootbolt striker with a central slot. 4. A rectangular mushroom striker with a central slot.

- Handed centre latch & deadbolt strikers with fully adjustable centre latch plate for compression
- Hook/roundbolt/deadbolt strikers with adjustable zinc diecast back box
- Steel mushroom strikers
- For profile related packers see page 281

GUARANTEES




PART NUMBERS

Striker Description	Type	Part Numbera
Universal Centre Latch Striker (no. 1)	RH	420001C
Universal Centre Latch Striker (no. 1)	LH	420007C
Hook/Roundbolt/Deadbolt Striker (no. 2)	Back box	420031CS
Universal Shootbolt Striker (no. 3)	-	420089
Universal Mushroom Striker (no. 4)	-	420042



Universal Shootbolt Striker Range

PRODUCT INFORMATION



- Universal shootbolt strikers
- Profile related packers listed from page 281

PART NUMBERS

Striker Description	Type	Part Number
Single Adjustable S/bolt Striker Set For Residential Doors (1)	without zinc box	420341
Single Adjustable S/bolt Striker Set For Residential Doors	with zinc box	420387
Single Adjustable S/bolt Striker (Single) For French Doors (2)	without zinc box	420345
Single Adjustable S/bolt Striker (Single) For French Doors	with zinc box	420386
Single Adjustable S/bolt Striker Set For Staggered French Doors (3)	without zinc box	420343
Double Adjustable S/bolt Striker (Single) For French Doors (4)	without zinc box	420347
Double Adjustable S/bolt Striker (Single) For French Doors	with zinc box	420388
Double Adjustable S/bolt Striker (Single) For French Doors High Security	with zinc box	A420394



PRODUCT INFORMATION



- High security striker to meet the requirements of PAS24: 2016
- Centre latch and deadbolt striker with fully adjustable centre latch plate for compression
- Combined hook and roller keeps to suit Yale multipoint locks
- Steel pressing and laminated plates for extra strength
- Corrosion resistance to EN1670:2007 Grade 4
- Profile related packers listed from page 316

GUARANTEES



PART NUMBERS

Description	Right Hand	Left Hand
2 hook 2 roller striker	420255	420254
2 hook 4 roller striker	420333	420334

Door Locking Systems for Timber Applications

Door Locking Systems for Timber Applications

AT A GLANCE

We've pulled together some of our door locking systems for Timber Applications in one easy to use section.

Product	Description	Application	Page
KFV Door Lock	2 Pin, AS 7370	Residential & French doors	403-404
KFV Door Lock	2 Pin, AS 4350	Residential doors	405-406
KFV Door Lock	2 Hook, AS 7970	Residential doors	407-408
KFV Secondary Door Lock	AS 7006	Double doors	409-410
Yale LockMaster Security Door Lock	PLSP18 /PL18	Residential doors	411-412
Siegenia HS Portal	Lift & Slide Gear	Patio Doors	413-414

PRODUCT INFORMATION



- Extendable multipoint lock for residential and French doors
- 2 pins
- Pins throw 20mm
- Reversible latch to suit both left and right handed doors
- Anti-saw deadbolt
- 35mm and 45mm backset options
- 16mm faceplate
- PZ 92
- Lever/lever operation

For use with KFV Hurricane Lock AS 7006

- Locking system for timber & composite double doors
- Removes the need for a false mullion

PAGE
409

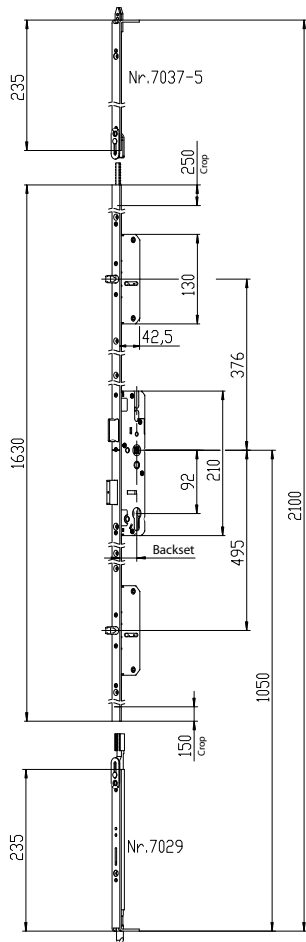
AS 7370

2 Pin

Door
Locking
Systems
for
Timber
Applications

TECHNICAL DRAWINGS

GUARANTEE



PART NUMBERS

Description	Operation	Backset	Locking points	Part numbers
AS 7370	Lever/lever	35	2 pin, latch & deadbolt	046214
AS 7370	Lever/lever	45	2 pin, latch & deadbolt	046224

AS 4350

2 Pin



- Multipoint residential door lock
- 2 hardened steel pins to protect against sawing
- Reversible latch to suit both left and right handed doors
- Anti-saw deadbolt
- 28mm, 35mm, 40mm, 45mm backset options
- 16mm faceplate
- PZ 92
- Operation: lever/lever

CLOSE-UP



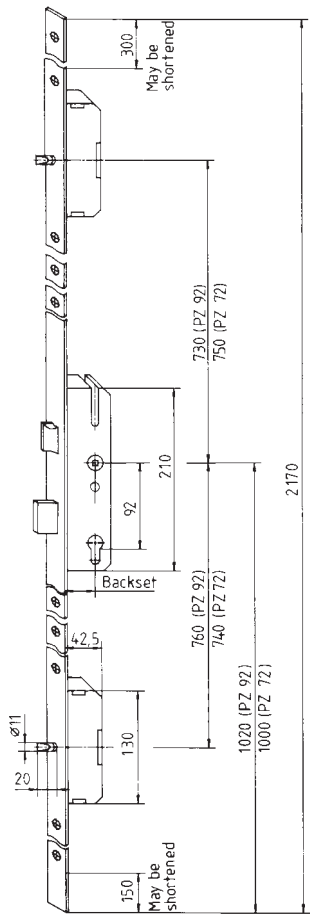
AS 4350

2 Pin

Door
Locking
Systems
for
Timber
Applications

TECHNICAL DRAWINGS

GUARANTEE



PART NUMBERS

Description	Operation	Backset	Locking points	Part Numbers
AS4350*	Single Spindle	28mm	2 pin	047446
AS4350	Single Spindle	35mm	2 pin	047453
AS4350	Single Spindle	40mm	2 pin	047462
AS4350	Single Spindle	45mm	2 pin	047466

AS 7970

2 Hook



PRODUCT INFORMATION



- Extendable multipoint lock for residential doors
- 2 hardened steel hooks
- Reversible latch to suit both left and right handed doors
- Anti-saw deadbolt
- 28mm and 35mm backset options
- 16mm faceplate
- PZ 92
- Operation: lever/lever

For use with KFF Hurricane Lock AS 7006

- Locking system for timber & composite double doors
- Removes the need for a false mullion

PAGE
409

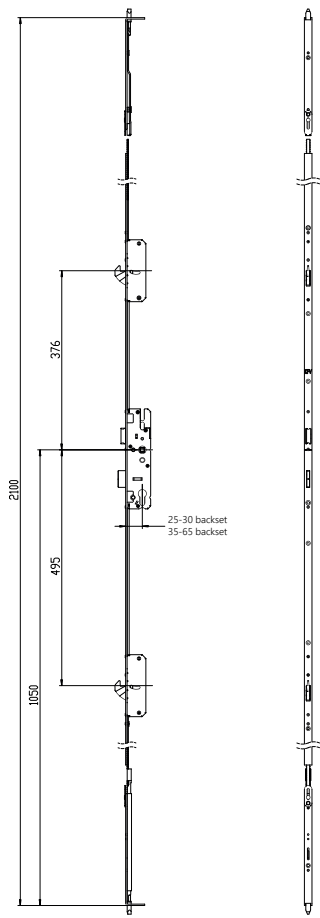
AS 7970

2 Hook

Door
Locking
Systems
for
Timber
Applications

TECHNICAL DRAWINGS

GUARANTEE



See our range of shootbolts

from
PAGE
262

PART NUMBERS

Description	Operation	Backset	Locking points	Part Numbers
AS 7970	Single Spindle	28mm	2 hooks	047841
AS 7970	Single Spindle	35mm	2 hooks	047910

KFV Hurricane Lock AS 7006



Secondary Lock for Timber

PRODUCT INFORMATION

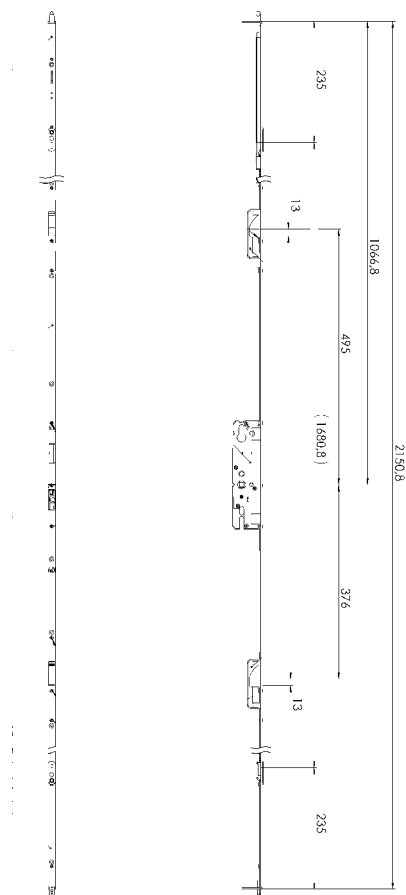


- Extendable multipoint lock for timber and composite double door systems
- Tested to withstand Dade County (Florida) Hurricane Tests
- Achieve double door security with 4 shootbolts, 2 hooks, latch and deadbolt
- 45mm backset
- Locking points maintain integrity of door sash and help prevent twisting or warping
- 20 mm throw of shootbolts (laminated steel)
- 21mm throw of hooks (hardened steel)
- 16mm deadbolt throw with anti-saw protection
- Universal routing for both door sashes means handing can be changed without additional work to lock preparation
- Complies with MLA/ABI minimum insurance requirements
- Door cannot be locked until secondary door is secured, ensuring both doors are fully secured every time they are closed
- Second door cannot be accidentally unlocked as primary door also has a secondary lock retaining function which locks into secondary door lock
- PZ 92

Secondary Lock for Timber

TECHNICAL DRAWINGS

GUARANTEE



from
PAGE
262

PART NUMBERS

Description	Operation	Backset	Locking points	Part numbers
Hurricane Lock AS7006	Single Spindle	45mm	4 shootbolts, 2 hooks, latch and deadbolt	046080

LockMaster PLSP18 (PL18)

For Composite & Timber



PRODUCT INFORMATION



- Multipoint lock for composite and timber doors
- 2 hooks, latch and deadbolt combination provide enhanced security
- 35mm and 45mm backset
- 16mm or 20mm faceplate with square or radius ends
- Normal or twin spindle gearbox
- Tested to PAS 24 for enhanced security
- Tested to BSEN 1670: grade 4 achieving 240 hours corrosion resistance
- Tested to BS 6375-1 for weathertightness
- Tested to BS 6375-2 in excess of 50,000 cycles for operational reliability
- Police preferred specification - Secured by Design approved product

CLOSE-UP



Hook & pin



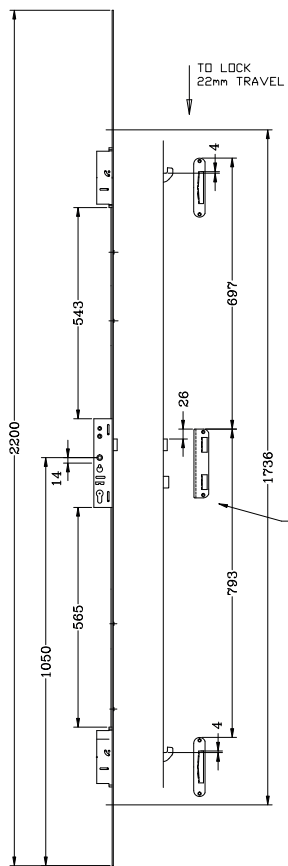
Centre Latch & deadbolt

LockMaster PLSP18 (PL18)

For Composite & Timber

Door
Locking
Systems
for
Timber
Applications

TECHNICAL DRAWINGS



GUARANTEES



PART NUMBERS

Description	Operation	Faceplate	Backset	Locking Points	Ends	Part Numbers
PLSP18	Single Spindle	16	35	2 Hook	Square	041195
PLSP18	Single Spindle	16	45	2 Hook	Square	041191
PLSP18	Single Spindle	20	45	2 Hook	Square	041192
PLSP18	Single Spindle	20	45	2 Hook	Radius	041193
PLSP18	Single Spindle	20	35	2 Hook	Radius	041198

HS Portal

Lift & Slide Patio Gear

SIEGENIA
brings spaces to life

PRODUCT DESCRIPTION



Lift and slide patio gearing. Easy to assemble, effortless operation.

- Fixed bogie wheels
- Simple frame corner connections
- Pre-moulded sealing rail (optional)
- Suitable for 56mm, 66mm and 68mm timber sections
- Built-in night vent as standard
- Maximum sash weight 400 kg
- Easy to replace clip-on running rail for aluminium sills
- Thermally broken aluminium threshold
- Timber sill option also available
- Low threshold version for wheelchair access
- Insulated support rail
- Shootbolt option available

HS Portal Lift & Slide

Lift & Slide Patio Gear

**Door
Locking
Systems
for
Timber
Applications**

TECHNICAL DRAWINGS



Scheme A*
Moving sashes 1
Max. Width 6,700mm
* Left hand shown above, right hand also available



Scheme C
Moving sashes 2
Max. Width 13,300mm



Scheme D
Moving sashes 2
Max. Width 6,700mm



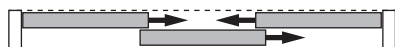
Scheme F
Moving sashes 4
Max. Width 13,300mm



Scheme G
Moving sashes 1
Max. Width 9,900mm



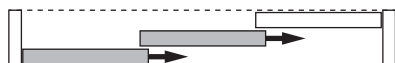
Scheme K
Moving sashes 2
Max. Width 13,300mm



Scheme H
Moving sashes 3
Max. Width 9,900mm



Scheme L
Moving sashes 4
Max. Width 19,800mm



Scheme E
Moving sashes 2
Max. Width 10,000mm

GUARANTEE



Cylinders & Escutcheons





Choosing Your Cylinder

IDENTIFICATION

Type

Double Cylinder



Enables locking/unlocking internally & externally, with a key.

Half Cylinder



Enables locking/unlocking internally only, with a key. Is not visible externally.

Thumbturn Cylinder



Enables locking/unlocking internally & externally but has a 'knob' instead of a key internally

Security

6 Pin - offers a high level of security, with over 100,000 differs

Anti-manipulation - offers an enhanced level of security to protect against bumping

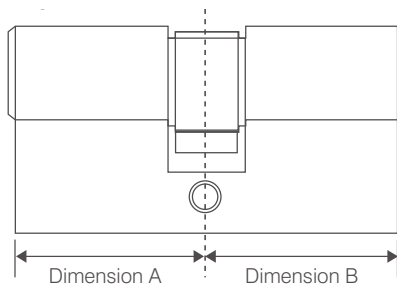
Anti-snap - offers an enhanced level of security to protect against snapping

Sizing & Measuring

Cylinders are available in a comprehensive range of sizes to suit a wide range of door thicknesses.

There are 2 measurements that you need to identify the cylinder size - dimension A & B - see drawing on the right.

For example, if dimension A is 45mm and dimension B is 50mm you will need a 45/50 cylinder.



FINISHES

Cylinders are available in 4 finishes polished brass, polished nickel, matt brass and matt nickel.



Polished
Nickel



Polished
Brass



Matt Nickel



Matt Brass



AT A GLANCE PRODUCT MATRIX

	Page	Guarantee: 10 Years	Tested to: BS EN 1303 Grade 6	Accreditation: Secured by Design	Security: Anti-Drill	Security: Anti-Pick	Security: Anti-Screw	Security: Anti-Bump	Security: Anti-Snap	Security: 1 Star Kitemark	Security: 3 Star Kitemark	Security: 6 pin	Type: Thumbturn	Type: Half	Type: Double	Finish: Satin Nickel	Finish: Satin Brass	Finish: Polished Nickel	Finish: Polished Brass
1 Star Kitemarked Cylinder	293	✓	✓	✓	✓	✓	✓	✓		✓		✓	✓	✓	✓	✓	✓	✓	✓
ProLinea 6 Pin Double	295	✓	✓		✓	✓						✓	✓	✓	✓		✓	✓	✓
ProLinea 6 Pin Thumbturn	297	✓	✓		✓	✓						✓	✓	✓	✓		✓	✓	✓
ProLinea 6 Pin Half	299	✓	✓		✓	✓						✓	✓	✓	✓		✓	✓	✓
ProLinea 6 Pin Paired Alike	301	✓	✓		✓	✓						✓	✓	✓	✓		✓	✓	✓
ProLinea 6 Pin Keyed Alike	303	✓	✓		✓	✓						✓	✓	✓	✓		✓	✓	✓
Yale Platinum Cylinder	305	✓	✓	✓	✓	✓	✓	✓	✓		✓	✓	✓	✓	✓		✓	✓	✓

Escutcheons & Door Pulls


SUPASecure™ Escutcheon	311
SUPASecure™ Pull Escutcheon	313
SUPA™ Pull Escutcheon	315
SUPA™ Escutcheon	316
ProLinea Door Pull	317
ProLinea Escutcheon	318



Key Systems Guide


PAIRED ALIKE

- Provides "same key" convenience
- Eliminates the need for different keys where a pair of cylinders are used, for example on French doors
- Mila stock a range of paired alike key/key cylinders



KEYED ALIKE

- Provides "same key" convenience
- Eliminates the need for multiple keys where numerous cylinders are used, for example the same key can be used for front door, back door and French doors
- We stock a range of sets x 20 keyed alike cylinders

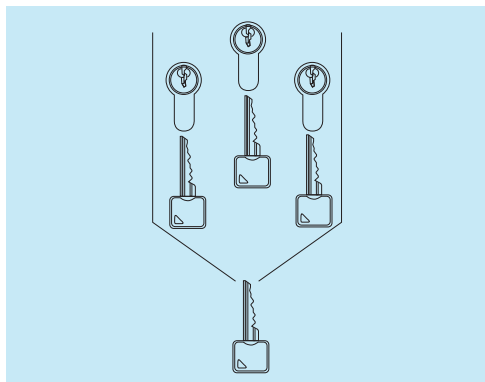




Master Key Systems Guide

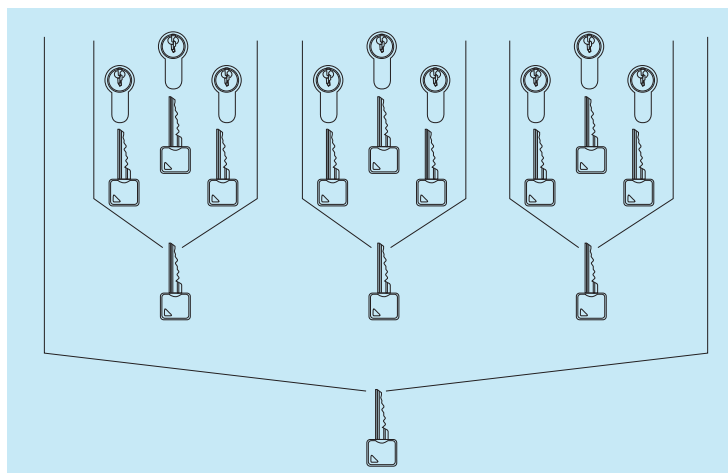
MASTER KEY

- In a master key system, a master key opens all the locks in the system
- Each lock also has its own unique key
- For a 'closed system' keys can only be ordered from the manufacturer.



GRAND MASTER KEY

- Similar to a master key system
- Provides one grand master key for several master key systems





1 Star Security Cylinder

Kitemarked



PRODUCT INFORMATION



Our 1 star cylinder has a raft of enhanced security features:

- 6 hardened steel anti-saw, anti-drill pins
- Anti-plug and anti-pull feature to prevent de-plugging and pulling
- Anti-pick pins
- Low and high driver pins to prevent cylinder bumping
- Independently tested to the enhanced security standard PAS24:2012
- Police preferred specification - Secured by Design accredited
- BSI 1 star Kitemark accredited
- Has achieved BS EN 1303:2005
- Supplied with 3 keys as standard

CLOSE-UP



6 Pin Security



3 Keys Supplied

FINISHES



Satin Nickel



Satin Brass

TECHNICAL DATA

35

35

ED

MB

F6

Digit 1: dimension A (see technical drawings)

Digit 2: dimension B (see technical drawings)

Digit 3: cylinder type

Euro Double	=	ED
Euro Thumbturn	=	ET

Digit 4: cylinder finish

Matt Brass	=	MB
Matt Nickel	=	MN

Digit 5: number of pins

6 pin security	=	F6
	=	F62

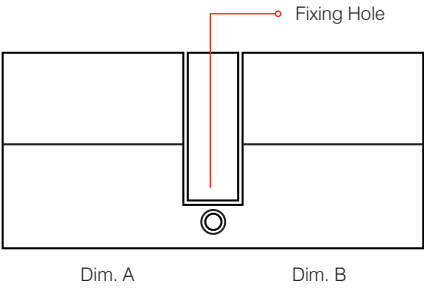
1 Star Security Cylinder

Kitemarked

Cylinders



TECHNICAL DRAWINGS



GUARANTEES



PART NUMBERS

Description	Type	Size	Matt Brass	Matt Nickel
1 Star Security Cylinder	Euro Double	30/30	3030EDMBF6	3030EDMNF6
1 Star Security Cylinder	Euro Double	30/35	3035EDMBF6	3035EDMNF6
1 Star Security Cylinder	Euro Double	35/35	3535EDMBF6	3535EDMNF6
1 Star Security Cylinder	Euro Double	35/40	3540EDMBF6	3540EDMNF6
1 Star Security Cylinder	Euro Double	40/40	4040EDMBF6	4040EDMNF6
1 Star Security Cylinder	Euro Double	40/45	-	4045EDMNF6
1 Star Security Cylinder	Euro Double	40/50	4050EDMBF6	4050EDMNF6
1 Star Security Cylinder	Euro Double	40/55	4055EDMBF6	4055EDMNF6
1 Star Security Cylinder	Euro Double	40/60	4060EDMBF6	4060EDMNF6
1 Star Security Cylinder	Euro Double	45/45	4545EDMBF6	4545EDMNF6
1 Star Security Cylinder	Euro Double	45/50	4550EDMBF6	4550EDMNF6
1 Star Security Cylinder	Euro Double	45/55	4555EDMBF6	4555EDMNF6
1 Star Security Cylinder	Euro Double	50/50	5050EDMBF6	4555EDMNF6
1 Star Security Cylinder	Euro Thumb Turn	35/35	3535ETMBF6	3535ETMNF6
1 Star Security Cylinder	Euro Thumb Turn	40/40	-	4040ETMNF6
1 Star Security Cylinder	Euro Thumb Turn	40/50	4050ETMBF6	4050ETMNF6
1 Star Security Cylinder	Euro Thumb Turn	45/50		4550ETMNF6
1 Star Security Cylinder	Euro Double Paired Alike	35/35	3535EDMBF62	3535EDMNF62
1 Star Security Cylinder	Euro Double Paired Alike	40/45	-	4045EDMNF62
1 Star Security Cylinder	Euro Double Paired Alike	45/50	4550EDMBF62	4550EDMNF62
1 Star Security Cylinder	Euro Double Paired Alike	45/55	4555EDMBF62	4555EDMNF62
1 Star Security Cylinder	Euro Double Paired Alike	50/50	5050EDMBF62	4555EDMNF62
	Key Blank		-	KEYBLANKF6



ProLinea 6 Pin Cylinder

Double

PRODUCT INFORMATION



- 6 Pin security
- Over 100,000 effective differs
- Anti-drill pins provide protection against drilling
- Corrosion and temperature resistant for reliability in extreme temperatures
- BS EN 1303 - Grade 6
- BS EN 1303 Classification: 16000C60
- Available in polished brass and polished chrome finishes
- Comprehensive range of sizes available
- Supplied complete with 3 keys

CLOSE-UP



6 Pin Security



3 Keys Supplied

GUARANTEE



FINISHES



Polished Chrome



Polished Brass

ProLinea 6 Pin Cylinder

Double



TECHNICAL DATA

35	35	ED	PC	M6
----	----	----	----	----

Digit 1: dimension A (see technical drawings)

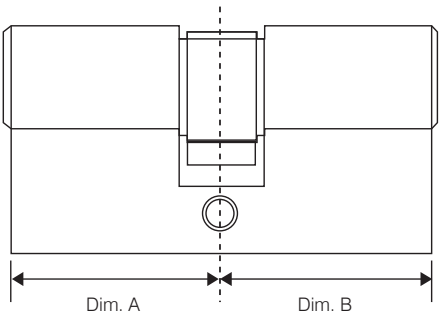
Digit 2: dimension B (see technical drawings)

Digit 3: cylinder type
Euro Double = ED

Digit 4: cylinder finish
Polished Brass = PB
Polished Chrome = PC

Digit 5: number of pins
Mila 6 pin security = M6

TECHNICAL DRAWINGS



PART NUMBERS

Description	Type	Size	Polished Brass	Polished Chrome
ProLinea 6 Pin Cylinder	Euro Double	30/30	3030EDPBM6	3030EDPCM6
ProLinea 6 Pin Cylinder	Euro Double	35/35	3535EDPBM6	3535EDPCM6
ProLinea 6 Pin Cylinder	Euro Double	35/45	3545EDPBM6	3545EDPCM6
ProLinea 6 Pin Cylinder	Euro Double	35/50	3550EDPBM6	3550EDPCM6
ProLinea 6 Pin Cylinder	Euro Double	35/55	3555EDPBM6	3555EDPCM6
ProLinea 6 Pin Cylinder	Euro Double	40/40	4040EDPBM6	4040EDPCM6
ProLinea 6 Pin Cylinder	Euro Double	40/45	4045EDPBM6	4045EDPCM6
ProLinea 6 Pin Cylinder	Euro Double	40/50	4050EDPBM6	4050EDPCM6
ProLinea 6 Pin Cylinder	Euro Double	40/55	4055EDPBM6	4055EDPCM6
ProLinea 6 Pin Cylinder	Euro Double	40/60	4060EDPBM6	4060EDPCM6
ProLinea 6 Pin Cylinder	Euro Double	45/45	4545EDPBM6	4545EDPCM6
ProLinea 6 Pin Cylinder	Euro Double	45/50	4550EDPBM6	4550EDPCM6
ProLinea 6 Pin Cylinder	Euro Double	45/55	4555EDPBM6	4555EDPCM6
ProLinea 6 Pin Cylinder	Euro Double	50/50	5050EDPBM6	5050EDPCM6



ProLinea 6 Pin Cylinder

Thumbturn

PRODUCT INFORMATION



- 6 Pin security
- Over 100,000 effective differs
- Anti-drill pins provide protection against drilling
- Corrosion and temperature resistant for reliability in extreme temperatures
- Ergonomic thumbturn for ease of use
- BS EN 1303 - Grade 6
- BS EN 1303 Classification: 16000C60
- Available in polished brass and polished chrome finishes
- Comprehensive range of sizes available
- Supplied complete with 3 keys

CLOSE-UP



6 Pin Security



3 Keys Supplied

GUARANTEE



FINISHES



Polished Chrome



Polished Brass

ProLinea 6 Pin Cylinder

Thumbturn

Cylinders



TECHNICAL DATA

35

35

ET

PC

M6

Digit 1: dimension A (see technical drawings)

Digit 2: dimension B (see technical drawings)

Digit 3: cylinder type

Euro Thumbturn = ET

Digit 4: cylinder finish

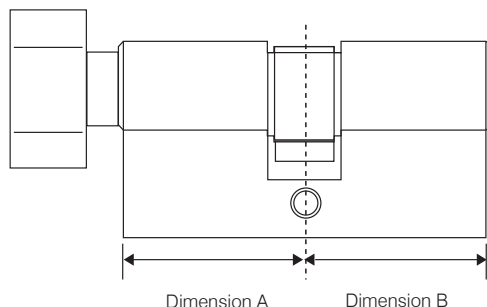
Polished Brass = PB

Polished Chrome = PC

Digit 5: number of pins

Mila 6 pin security = M6

TECHNICAL DRAWINGS



PART NUMBERS

Description	Type	Size	Polished Brass	Polished Chrome
ProLinea 6 Pin Cylinder	Euro Thumb-turn	30/30	3030ETPBM6	3030ETPCM6
ProLinea 6 Pin Cylinder	Euro Thumb-turn	35/35	3535ETPBM6	3535ETPCM6
ProLinea 6 Pin Cylinder	Euro Thumb-turn	35/45	3545ETPBM6	3545ETPCM6
ProLinea 6 Pin Cylinder	Euro Thumb-turn	35/50	3550ETPBM6	3550ETPCM6
ProLinea 6 Pin Cylinder	Euro Thumb-turn	35/55	3555ETPBM6	3555ETPCM6
ProLinea 6 Pin Cylinder	Euro Thumb-turn	40/40	4040ETPBM6	4040ETPCM6
ProLinea 6 Pin Cylinder	Euro Thumb-turn	40/45	4045ETPBM6	4045ETPCM6
ProLinea 6 Pin Cylinder	Euro Thumb-turn	40/50	4050ETPBM6	4050ETPCM6
ProLinea 6 Pin Cylinder	Euro Thumb-turn	40/55	4055ETPBM6	4055ETPCM6
ProLinea 6 Pin Cylinder	Euro Thumb-turn	40/60	4060ETPBM6	4060ETPCM6
ProLinea 6 Pin Cylinder	Euro Thumb-turn	45/35	4535ETPBM6	4535ETPCM6
ProLinea 6 Pin Cylinder	Euro Thumb-turn	45/45	4545ETPBM6	4545ETPCM6
ProLinea 6 Pin Cylinder	Euro Thumb-turn	45/50	4550ETPBM6	4550ETPCM6
ProLinea 6 Pin Cylinder	Euro Thumb-turn	45/55	4555ETPBM6	4555ETPCM6
ProLinea 6 Pin Cylinder	Euro Thumb-turn	50/35	5035ETPBM6	5035ETPCM6
ProLinea 6 Pin Cylinder	Euro Thumb-turn	50/40	5040ETPBM6	5040ETPCM6
ProLinea 6 Pin Cylinder	Euro Thumb-turn	50/45	5045ETPBM6	5045ETPCM6
ProLinea 6 Pin Cylinder	Euro Thumb-turn	50/50	5050ETPBM6	5050ETPCM6
ProLinea 6 Pin Cylinder	Euro Thumb-turn	55/35	5535ETPBM6	5535ETPCM6
ProLinea 6 Pin Cylinder	Euro Thumb-turn	55/40	5540ETPBM6	5540ETPCM6
ProLinea 6 Pin Cylinder	Euro Thumb-turn	55/45	5545ETPBM6	5545ETPCM6
ProLinea 6 Pin Cylinder	Euro Thumb-turn	60/40	6040ETPBM6	6040ETPCM6



ProLinea 6 Pin Cylinder

Half

PRODUCT INFORMATION



- 6 Pin security
- Over 100,000 effective differs
- Anti-drill pins provide protection against drilling
- Corrosion and temperature resistant for reliability in extreme temperatures
- BS EN 1303 - Grade 6
- BS EN 1303 Classification: 16000C60
- Available in polished brass and polished chrome finishes
- Comprehensive range of sizes available
- Supplied complete with 3 keys

CLOSE-UP



6 Pin Security



3 Keys Supplied

GUARANTEE



FINISHES



Polished Chrome



Polished Brass

ProLinea 6 Pin Cylinder

Half



TECHNICAL DATA

35	35	EH	PC	M6
----	----	----	----	----

Digit 1: dimension A (see technical drawings)

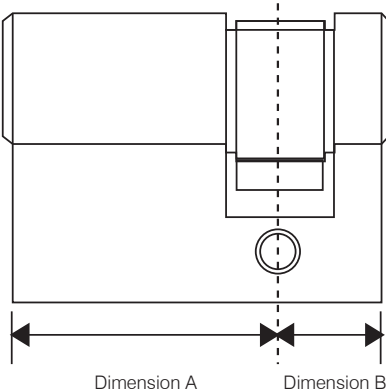
Digit 2: dimension B (see technical drawings)

Digit 3: cylinder type
Euro Half = EH

Digit 4: cylinder finish
Polished Brass = PB
Polished Chrome = PC

Digit 5: number of pins
Mila 6 pin security = M6

TECHNICAL DRAWINGS



PART NUMBERS

Description	Type	Size	Polished Brass	Polished Chrome
ProLinea 6 Pin	Euro Half	30/10	3010EHPBM6	3010EHPCM6
ProLinea 6 Pin	Euro Half	35/10	3510EHPBM6	3510EHPCM6
ProLinea 6 Pin	Euro Half	40/10	4010EHPBM6	4010EHPCM6
ProLinea 6 Pin	Euro Half	45/10	4510EHPBM6	4510EHPCM6
ProLinea 6 Pin	Euro Half	50/10	5010EHPBM6	5010EHPCM6
ProLinea 6 Pin	Euro Half	55/10	5510EHPBM6	5510EHPCM6



ProLinea 6 Pin Cylinder

Paired Alike

PRODUCT INFORMATION



- 6 Pin security
- Over 100,000 effective differs
- Anti-drill pins provide protection against drilling
- Corrosion and temperature resistant for reliability in extreme temperatures
- BS EN 1303 - Grade 6
- BS EN 1303 Classification: 16000C60
- Available in polished brass and polished chrome finishes
- Comprehensive range of sizes available
- Supplied complete with 3 keys

CLOSE-UP



6 Pin Security



3 Keys Supplied

GUARANTEE



FINISHES



Polished Chrome



Polished Brass

ProLinea 6 Pin Cylinder

Paired Alike

Cylinders



TECHNICAL DATA

35

35

ED

PC

M6

Digit 1: dimension A (see technical drawings)

Digit 2: dimension B (see technical drawings)

Digit 3: cylinder type

Euro Double = ED

Digit 4: cylinder finish

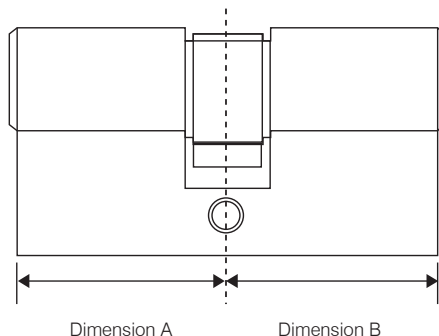
Polished Brass = PB

Polished Chrome = PC

Digit 5: number of pins

Mila 6 pin security = M6

TECHNICAL DRAWINGS



PART NUMBERS

Description	Type	Size	Polished Brass	Polished Chrome
ProLinea 6 Pin Paired Alike	Euro Double	3030	3030EDPBM62	3030EDPCM62
ProLinea 6 Pin Paired Alike	Euro Double	3035	3035EDPBM62	3035EDPCM62
ProLinea 6 Pin Paired Alike	Euro Double	3040	3040EDPBM62	3040EDPCM62
ProLinea 6 Pin Paired Alike	Euro Double	3045	3045EDPBM62	3045EDPCM62
ProLinea 6 Pin Paired Alike	Euro Double	3050	3050EDPBM62	3050EDPCM62
ProLinea 6 Pin Paired Alike	Euro Double	3055	3055EDPBM62	3055EDPCM62
ProLinea 6 Pin Paired Alike	Euro Double	3060	3060EDPBM62	3060EDPCM62
ProLinea 6 Pin Paired Alike	Euro Double	3535	3535EDPBM62	3535EDPCM62
ProLinea 6 Pin Paired Alike	Euro Double	3545	3545EDPBM62	3545EDPCM62
ProLinea 6 Pin Paired Alike	Euro Double	3550	3550EDPBM62	3550EDPCM62
ProLinea 6 Pin Paired Alike	Euro Double	3555	3555EDPBM62	3555EDPCM62
ProLinea 6 Pin Paired Alike	Euro Double	4040	4040EDPBM62	4040EDPCM62
ProLinea 6 Pin Paired Alike	Euro Double	4045	4045EDPBM62	4045EDPCM62
ProLinea 6 Pin Paired Alike	Euro Double	4050	4050EDPBM62	4050EDPCM62
ProLinea 6 Pin Paired Alike	Euro Double	4055	4055EDPBM62	4055EDPCM62
ProLinea 6 Pin Paired Alike	Euro Double	4060	4060EDPBM62	4060EDPCM62
ProLinea 6 Pin Paired Alike	Euro Double	4545	4545EDPBM62	4545EDPCM62
ProLinea 6 Pin Paired Alike	Euro Double	4550	4550EDPBM62	4550EDPCM62
ProLinea 6 Pin Paired Alike	Euro Double	4555	4555EDPBM62	4555EDPCM62
ProLinea 6 Pin Paired Alike	Euro Double	5050	5050EDPBM62	5050EDPCM62



ProLinea 6 Pin Cylinder

Keyed Alike

PRODUCT INFORMATION



- 6 Pin security
- Over 100,000 effective differs
- Anti-drill pins provide protection against drilling
- Corrosion and temperature resistant for reliability in extreme temperatures
- BS EN 1303 - Grade 6
- BS EN 1303 Classification: 16000C60
- Available in polished brass and polished chrome finishes
- Comprehensive range of sizes available
- Supplied complete with 3 keys

CLOSE-UP



6 Pin Security



3 Keys Supplied

GUARANTEE



FINISHES



Polished Chrome



Polished Brass

ProLinea 6 Pin Cylinder

Keyed Alike

Cylinders



TECHNICAL DATA

35

35

EH

PC

M6

Digit 1: dimension A (see technical drawings)

Digit 2: dimension B (see technical drawings)

Digit 3: cylinder type

Euro Half = EH

Digit 4: cylinder finish

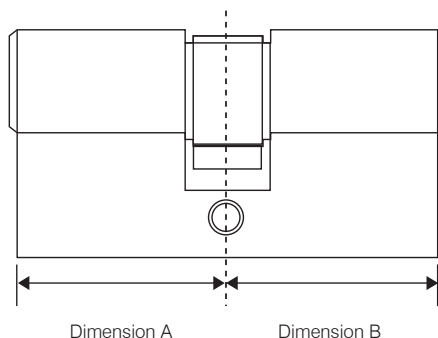
Polished Brass = PB

Polished Chrome = PC

Digit 5: number of pins

Mila 6 pin security = M6

TECHNICAL DRAWINGS



Dimension A

Dimension B

PART NUMBERS

Description	Type	Size	Polished Brass	Polished Chrome
ProLinea 6 Keyed Alike in 20's	Euro Double	3030	3030EDPBM620	3030EDPCM620
ProLinea 6 Keyed Alike in 20's	Euro Double	3035	3035EDPBM620	3035EDPCM620
ProLinea 6 Keyed Alike in 20's	Euro Double	3040	3040EDPBM620	3040EDPCM620
ProLinea 6 Keyed Alike in 20's	Euro Double	3045	3045EDPBM620	3045EDPCM620
ProLinea 6 Keyed Alike in 20's	Euro Double	3050	3050EDPBM620	3050EDPCM620
ProLinea 6 Keyed Alike in 20's	Euro Double	3055	3055EDPBM620	3055EDPCM620
ProLinea 6 Keyed Alike in 20's	Euro Double	3060	3060EDPBM620	3060EDPCM620
ProLinea 6 Keyed Alike in 20's	Euro Double	3535	3535EDPBM620	3535EDPCM620
ProLinea 6 Keyed Alike in 20's	Euro Double	3545	3545EDPBM620	3545EDPCM620
ProLinea 6 Keyed Alike in 20's	Euro Double	3550	3550EDPBM620	3550EDPCM620
ProLinea 6 Keyed Alike in 20's	Euro Double	3555	3555EDPBM620	3555EDPCM620
ProLinea 6 Keyed Alike in 20's	Euro Double	4040	4040EDPBM620	4040EDPCM620
ProLinea 6 Keyed Alike in 20's	Euro Double	4045	4045EDPBM620	4045EDPCM620
ProLinea 6 Keyed Alike in 20's	Euro Double	4050	4050EDPBM620	4050EDPCM620
ProLinea 6 Keyed Alike in 20's	Euro Double	4055	4055EDPBM620	4055EDPCM620
ProLinea 6 Keyed Alike in 20's	Euro Double	4060	4060EDPBM620	4060EDPCM620
ProLinea 6 Keyed Alike in 20's	Euro Double	4545	4545EDPBM620	4545EDPCM620
ProLinea 6 Keyed Alike in 20's	Euro Double	4550	4550EDPBM620	4550EDPCM620
ProLinea 6 Keyed Alike in 20's	Euro Double	4555	4555EDPBM620	4555EDPCM620
ProLinea 6 Keyed Alike in 20's	Euro Double	5050	5050EDPBM620	5050EDPCM620



Platinum Cylinders

3 Star Kitemarked Anti-Snap



PRODUCT INFORMATION



- Enhanced security cylinder, designed to deter even the most determined intruders
- TS007:2014 3 Star accredited
- Anti-snap, anti-pick, anti-bump, anti-drill and anti-screw
- Sacrificial external side to defend against snap attacks
- Advanced multi-pin tumbler mechanism
- Police Preferred specification
- Secured by Design approved
- Stylish Yale reversible key with nylon keybow to allow for easy identification and grip
- Supplied with 3 Yale branded, dimple cut keys as standard
- Size ranges available from 70mm to 110mm

GUARANTEE

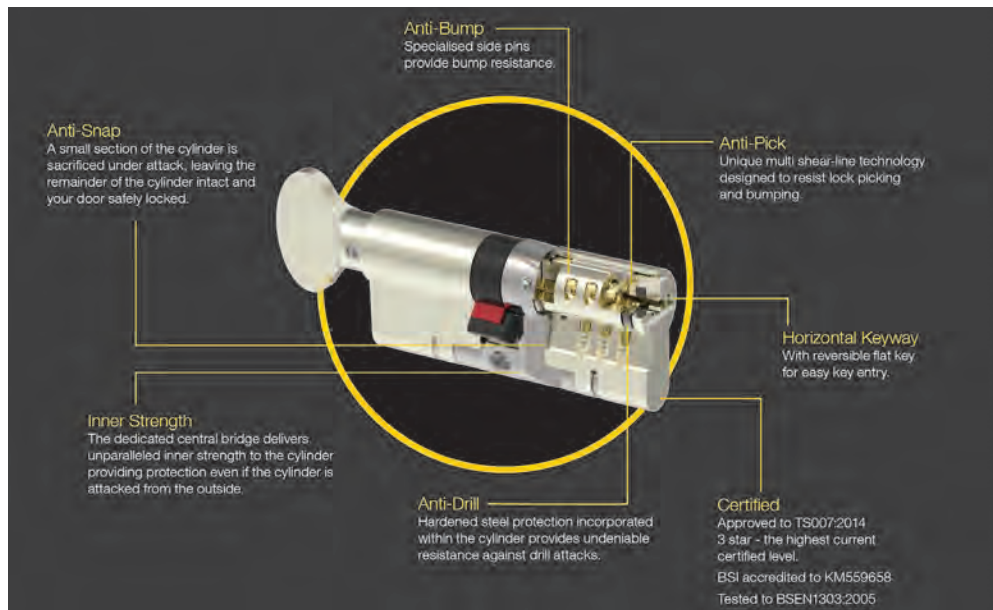




Platinum Cylinders

3 Star Kitemarked

TECHNICAL DATA



CLOSE-UP





Platinum Double Cylinder

3 Star Kitemarked Anti-Snap



PART NUMBERS

Description	Size	Brass 3 Keys	Brass 5 Keys	Brass 6 Keys
Yale Platinum 3* Double Cylinder	30/30	YS33030B	-	-
Yale Platinum 3* Double Cylinder	30/40	YS33040B	-	-
Yale Platinum 3* Double Cylinder	30/45	YS33045B	-	-
Yale Platinum 3* Double Cylinder	30/50	YS33050B	-	-
Yale Platinum 3* Double Cylinder	35/35	YS33535B	YS33535B5K	-
Yale Platinum 3* Double Cylinder	35/45	YS33545B	-	-
Yale Platinum 3* Double Cylinder	35/50	YS33550B	-	-
Yale Platinum 3* Double Cylinder	35/55	YS33555B	-	-
Yale Platinum 3* Double Cylinder	40/30	YS34030B	-	-
Yale Platinum 3* Double Cylinder	40/40	YS34040B	YS34040B5K	-
Yale Platinum 3* Double Cylinder	40/45	YS34045B	-	-
Yale Platinum 3* Double Cylinder	40/50	YS34050B	-	-
Yale Platinum 3* Double Cylinder	40/55	YS34055B	-	-
Yale Platinum 3* Double Cylinder	40/60	YS34060B	-	-
Yale Platinum 3* Double Cylinder	45/30	YS34530B	-	-
Yale Platinum 3* Double Cylinder	45/35	YS34535B	-	-
Yale Platinum 3* Double Cylinder	45/40	YS34540B	-	-
Yale Platinum 3* Double Cylinder	45/45	YS34545B	-	-
Yale Platinum 3* Double Cylinder	45/50	YS34550B	-	-
Yale Platinum 3* Double Cylinder	45/55	YS34555B	-	-
Yale Platinum 3* Double Cylinder	45/60	YS34560N	-	-
Yale Platinum 3* Double Cylinder	50/30	YS35030B	-	-
Yale Platinum 3* Double Cylinder	50/35	YS35035B	-	-
Yale Platinum 3* Double Cylinder	50/40	YS35040B	-	-
Yale Platinum 3* Double Cylinder	50/45	YS35045B	-	-
Yale Platinum 3* Double Cylinder	50/50	YS35050B	YS35050B5K	YS35050B6K
Yale Platinum 3* Double Cylinder	55/35	YS35535B	-	-
Yale Platinum 3* Double Cylinder	55/40	YS35540B	YS35540N	-
Yale Platinum 3* Double Cylinder	55/45	YS35545B	-	-
Yale Platinum 3* Double Cylinder	60/40	YS36040B	-	-
Yale Platinum 3* Double Cylinder	60/45	-	YS36045N	-
Yale Platinum 3* Key Blank 38mm	YS3KB38	-	-	-
Yale Platinum 3* Key Blank 43mm	YS3KB43	-	-	-

Platinum Double Cylinder

3 Star Kitemarked Anti-Snap

Cylinders



Nickel, 3 keys	Nickel, 5 Keys	Brass Paired Alike 3 Keys	Nickle Paired Alike 3 Keys
YS33030N	-	YS33030BPA	-
YS33040N	-	-	-
YS33045N	-	-	-
YS33050N	-	-	-
YS33535N	YS33535N5K	YS33535BPA	YS33535NPA
YS33545N	-	-	-
YS33550N	-	-	-
YS33555N	-	-	-
YS34030N	-	-	-
YS34040N	YS34040N5K	YS34040BPA	YS34040NPA
YS34045N	-	-	YS34045NPA
YS34050N	-	YS34050BPA	YS34050NPA
YS34055N	-	-	-
YS34060N	-	-	-
YS34530N	-	-	-
YS34535N	-	-	-
YS34540N	-	-	YS34540NPA
YS34545N	-	-	YS34545NPA
YS34550N	-	YS34550BPA	YS34550NPA
YS34555N	-	YS34555BPA	YS34555NPA
-	-	-	-
YS35030N	-	-	-
YS35035N	-	-	-
YS35040N	-	YS35040BPA	YS35040NPA
YS35045N	-	YS35045BPA	YS35045NPA
YS35050N	-	YS35050BPA	YS35050NPA
YS35535N	-	-	-
-	-	-	-
YS35545N	-	YS35545BPA	YS35545NPA
YS36040N	-	-	-
-	-	-	-
-	-	-	-
-	-	-	-



Platinum Thumbturn Cylinder

3 Star Kitemarked Anti-Snap



PART NUMBERS

Description	Size	Brass 3 Keys	Brass 5 Keys
Yale Platinum 3* Thumbturn Cylinder	30/30 Brass with 3 Keys	YS33030BT	-
Yale Platinum 3* Thumbturn Cylinder	30/55 Brass with 3 Keys	YS33055BT	-
Yale Platinum 3* Thumbturn Cylinder	35/35 Brass with 3 Keys	YS33535BT	YS33535BT5K
Yale Platinum 3* Thumbturn Cylinder	35/45 Brass with 3 Keys	YS33545BT	-
Yale Platinum 3* Thumbturn Cylinder	35/55 Brass with 3 Keys	YS33555BT	-
Yale Platinum 3* Thumbturn Cylinder	40/40 Brass with 3 Keys	YS34040BT	YS34040BT5K
Yale Platinum 3* Thumbturn Cylinder	40/50 Brass with 3 Keys	YS34050BT	-
Yale Platinum 3* Thumbturn Cylinder	40/55 Brass with 3 Keys	YS34055BT	-
Yale Platinum 3* Thumbturn Cylinder	45/35 Brass with 3 Keys	YS34535BT	-
Yale Platinum 3* Thumbturn Cylinder	45/45 Brass with 3 Keys	YS34545BT	-
Yale Platinum 3* Thumbturn Cylinder	45/50 Nickel with 3 Keys	-	-
Yale Platinum 3* Thumbturn Cylinder	50/40 Brass with 3 Keys	YS35040BT	-
Yale Platinum 3* Thumbturn Cylinder	50/50 Brass, Paired Alike with 3 Keys	YS35050BT	-
Yale Platinum 3* Thumbturn Cylinder	55/35 Brass with 3 Keys	YS35535BT	-
Yale Platinum 3* Thumbturn Cylinder	55/40 Brass with 3 Keys	YS35540BT	-

Platinum Thumbturn Cylinder

3 Star Kitemarked Anti-Snap

Cylinders



Nickel, 3 keys	Nickel, 5 Keys	Brass Paired Alike 3 Keys	Nickle Paired Alike 3 Keys
YS33030NT	-	-	-
YS33055NT	-	-	-
YS33535NT	YS33535NT5K	-	-
-	-	-	-
YS33555NT	-	-	-
YS34040NT	-	-	-
YS34050NT	-	-	-
YS34055NT	-	-	-
YS34535NT	-	-	-
YS34545NT	-	-	-
YS34550NT	-	-	-
YS35040NT	-	-	-
YS35050NT	-	YS35050BPAT	YS35050NPAT
YS35535NT	-	-	-
YS35540NT	-	-	-



SupaSecure™ Escutcheon

Stainless Steel Security



PRODUCT INFORMATION

Anti-Grip
chamfered
shoulders
provide anti
mole-grip
resistance

Anti-Drill
rotating disc
shields the
cylinder face
from attack,
preventing a
drill bit from
penetrating the
cylinder



Visual Deterrent
Secured by Design logo
etched onto face

- TS007 2 star
- To be used in conjunction with TS007 1 star cylinder
- Enhanced security stainless steel escutcheon
- Manufactured from 304 stainless steel
- Anti-drill rotating disc shields the cylinder face from attack, preventing a drill bit from penetrating the cylinder
- Anti-snap integrated cylinder guard, visible within the raised backplate design, encases the cylinder to protect it from attack - no need for an anti-snap cylinder
- Salt spray tested to 480 hours for proven weather resistance
- Independently tested to the enhanced security requirements of PAS24: 2012
- Police preferred specification - Secured by Design accredited
- Independently tested by BSI - 2 star kitemarked
- Suitable for PVCu, timber & aluminium applications
- Available in 3 suited finishes - polished stainless, polished gold stainless and brushed stainless

BSI Kitemark

A symbol of trust, the BSI Kitemark logo is etched onto the internal face of the escutcheon for home owner peace of mind



SupaSecure™ Escutcheon

Stainless Steel Security

Cylinders



FINISHES



Polished
Stainless



Polished PVD Gold
Stainless

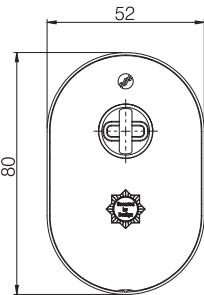


Brushed
Stainless

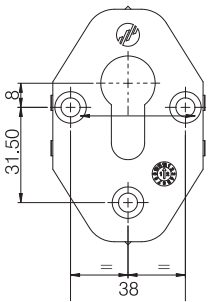
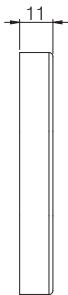
GUARANTEES



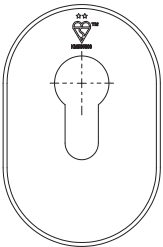
TECHNICAL DRAWINGS



External



Internal



PART NUMBERS

Description	Stainless Steel Grade	Polished Stainless	Polished Gold Stainless	Brushed Stainless
SupaSecure™ Escutcheon	304	579081	579084	579082



SupaSecure™ Pull Escutcheon

Stainless Steel Security



PRODUCT INFORMATION

Anti-Grip
chamfered shoulders
provide anti mole-grip
resistance

Anti-Drill
rotating disc
shields the
cylinder face from
attack, preventing
a drill bit from
penetrating the
cylinder

Ease-of-Use
pull facility on both
internal and external
faces



- TS007 2 star
- To be used in conjunction with TS007 1 star cylinder
- Enhanced security stainless steel escutcheon
- Manufactured from 304 stainless steel
- Anti-drill rotating disc shields the cylinder face from attack, preventing a drill bit from penetrating the cylinder
- Anti-snap integrated cylinder guard, visible within the raised backplate design, encases the cylinder to protect it from attack - no need for an anti-snap cylinder
- Pull facility on both internal and external faces for ease of use
- Salt spray tested to 480 hours for proven weather resistance
- Independently tested to the enhanced security requirements of PAS24: 2012
- Police preferred specification - Secured by Design accredited
- Independently tested by BSI - 2 star kitemarked
- Suitable for PVCu, timber & aluminium applications
- Available in 3 suited finishes - polished stainless, polished gold stainless and brushed stainless

BSI Kitemark

A symbol of trust, the BSI Kitemark logo is etched onto the internal face of the escutcheon for home owner peace-of-mind



SupaSecure™ Pull Escutcheon

Stainless Steel Security

Cylinders



FINISHES



Polished
Stainless



Polished PVD Gold
Stainless




Brushed
Stainless

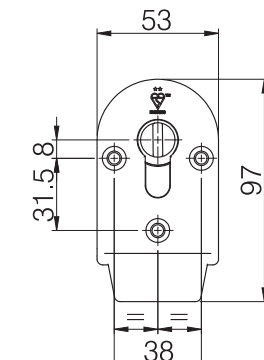
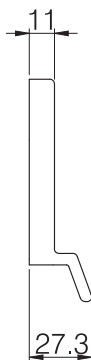
GUARANTEES



TECHNICAL DRAWINGS



External



Internal

PART NUMBERS

Description

SupaSecure™ Pull Escutcheon

Stainless Steel
Grade

304

Polished
Stainless

579061

Polished Gold
Stainless

579064

Brushed
Stainless

579062



Supa™ Pull Escutcheon

Stainless Steel

PRODUCT INFORMATION



- Manufactured from 304 stainless steel, suitable for coastal regions & areas of high pollution
- Suitable for use with all euro cylinders
- Available in 3 suited finishes
- Salt spray tested to 480 hours for proven weather resistance
- Suitable for PVCu, timber & aluminium doors
- Simple-to-fit

GUARANTEES



FINISHES



Polished
Stainless

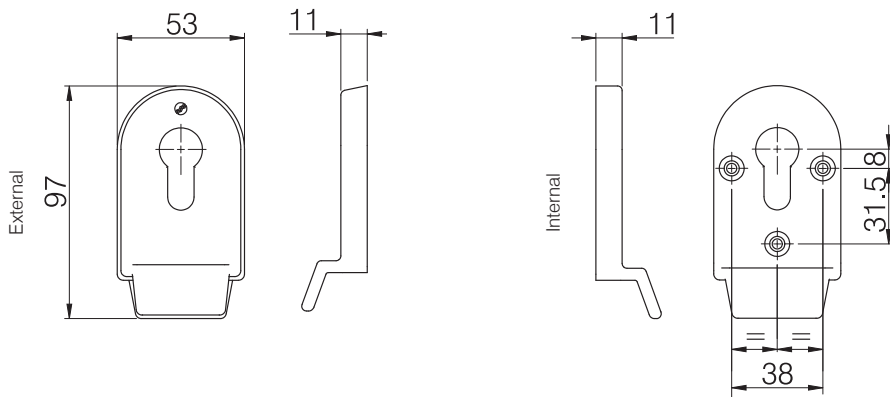


Brushed
Stainless



Brushed Gold
Stainless

TECHNICAL DRAWINGS



PART NUMBERS

Description

Supa™ Pull Escutcheon

**Stainless Steel
Grade**

304

**Polished
Stainless**

579041

**Polished Gold
Stainless**

579044

**Brushed
Stainless**

579042

Supa™ Escutcheon

Stainless Steel

Cylinders



PRODUCT INFORMATION



- Manufactured from 304 stainless steel, suitable for coastal regions & areas of high pollution
- Two screw fixing, no pre-drilling required
- Suitable for use with all euro cylinders
- Available in 3 suited finishes
- Salt spray tested to 480 hours for proven weather resistance
- Suitable for PVCu, timber & aluminium doors
- Simple-to-fit

GUARANTEES



FINISHES



Polished
Stainless

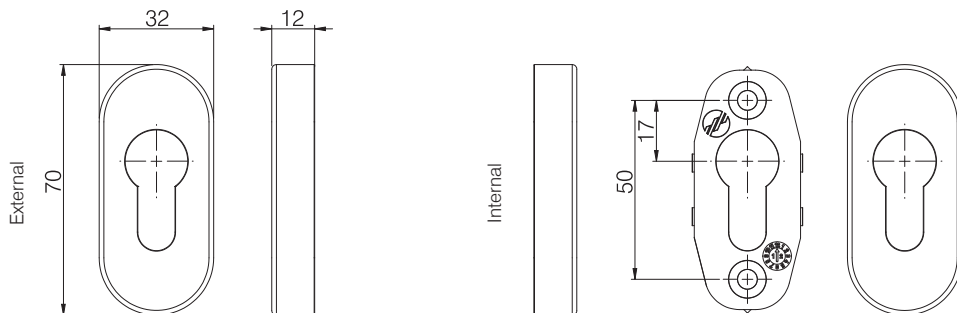


Brushed
Stainless



Brushed Gold
Stainless

TECHNICAL DRAWINGS



PART NUMBERS

Description	Stainless Steel Grade	Polished Stainless	Polished Gold Stainless	Brushed Stainless
Supa™ Standard Escutcheon	316	579021	579024	579022
Supa™ Standard Escutcheon	304	579001	579004	579002



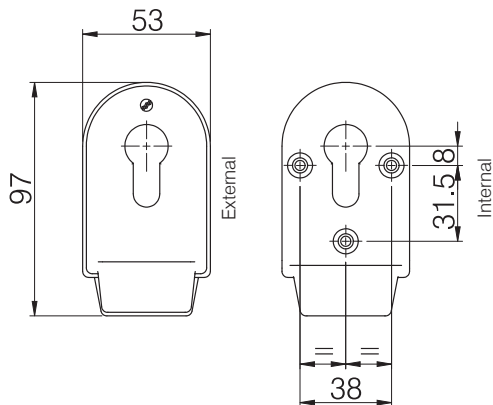
ProLinea Door Pull

PRODUCT INFORMATION



- Allows for easy door opening
- Suitable for use with all euro cylinders
- Available 2 finishes - in black & white
- Manufactured from zinc alloy
- Suitable for PVCu, timber & aluminium doors
- Ideal for use with stable door locks & door locks with additional cylinder operated deadbolts
- Simple to fit
- Fixing screws sold separately

TECHNICAL DRAWINGS



FINISHES



White



Black

PART NUMBERS

Description	White	Black
ProLinea Escutcheon	579108	579107

GUARANTEE



ProLinea Escutcheon



PRODUCT INFORMATION



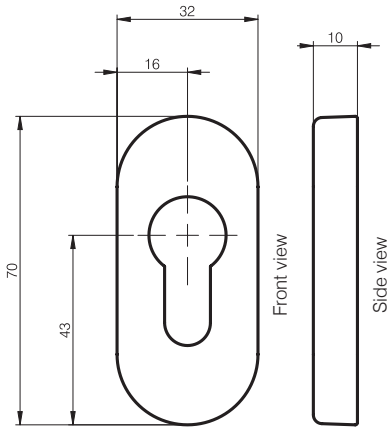
Fixing plate on reverse

- Zinc alloy clip-fit cover
- ABS fixing plate
- Face-fixed
- Two screw fixing, no pre-drilling required
- Weather resistant - salt spray tested to 480 hours
- Available in 6 finishes including smokey chrome & satin chrome
- Suitable for PVCu, timber & aluminium applications
- Ideal for use with stable door locks & door locks with additional cylinder operated deadbolts

GUARANTEES



TECHNICAL DRAWINGS



FINISHES



Polished Gold



Polished Chrome



Smokey Chrome



Smooth Satin Chrome



White



Black

PART NUMBERS

Description	Polished Gold	Polished Chrome	Smooth Satin Chrome	Smokey Chrome	White	Black
ProLinea Escutcheon	059224	059221	059229	059225	059228	059227

Profile Related Packers for Door Hardware

Profile Related Packers

Profile System	Universal Packer	ProSecure One Piece Striker Packer	Cylinder Size	Eurogroove Axis for ProSecure One Piece Striker
DECEUNINICK 2500	No 93	No 07	45/50	13mm
DECEUNINICK 2800	No 93	No 07	45/45	13mm
DECEUNINICK 3000 / Contemporary 3000	No 93	No 07	45/50	13mm
DURAFLEX DIAMOND CHAMFERED	No 21	No 09	40/50	11mm
DURAFLEX DIAMOND OVOLO	No 21	No 09	40/50	11mm
EUROCELL LOGIC	No 99	No 03	45/45	11mm
EUROCELL ULTIMATE	No 25	No 12	40/50	13mm
EUROGROOVE DUMMY MULLION	No 9	No 15		11mm
KOMMERLING C70	No 93	No 08	45/50	13mm
KOMMERLING O70	No 93	No 08	45/50	13mm
LINIAR	No 45	No 06	45/45	13mm
PROFILE 22	No 03	No 16	35/45	17mm (use 13mm keep)
PROFILE 22 FS70	No 82	No 2	40/55	15mm (use 11mm keep)
PROFILE 22 OPTIMA	No 146	No 2	45/45	15mm (use 11mm keep)
REHAU GENE0	No 95	No 05	50/60	11mm
REHAU S706 and EDGE	No 95	No 05	45/50	11mm
REHAU TOTAL 70c and 70s	No 99	No 3	45/50	13mm
REHUA TRITEC	No 95	No 05	40/40	11mm
SELECTA ADVANCE 70	No 104	No 07		11mm
SPECTUS ELITE 70	No 123	No 03	40/50	19.5mm (13mm)
SWIFT FRAME	No 14	No 2	40/50	13mm
SWISH 24/7	No 85	No 16	45/45	17mm (use 13mm keep)

Profile Related Packers

Profile Related
Packers
for
Door Hardware

Over-Rebate Height	ProSecure Hinge Packer White	Evolution Hinge Packer White	ProLinea Handle Spindle Size	Screw Size
21mm	026420		115mm	80mm
23mm	026430	024518	115mm	80mm
21mm			115mm	80mm
17mm	026410		115mm	75mm
17mm	026400	024532	115mm	75mm
22mm			115mm	80mm
18mm			115mm	80mm
20mm	026440	025036	115mm	80mm
20mm	026450	024482	115mm	80mm
22mm	026490	024538	115mm	80mm
17mm		025030	115mm	80mm
28mm			115mm	80mm
20mm	TBC	TBC	115mm	80mm
26mm			130mm	95mm
21mm		024480	115mm	80mm
19mm			115mm	80mm
17mm			115mm	
19mm			115mm	
21mm			115mm	80mm
16mm	026460	024534		
20mm	026500		115mm	

Profile Related Packers


Profile System	Universal Packer	ProSecure One Piece Striker Packer	Cylinder Size	Eurogroove Axis for ProSecure One Piece Striker
SYNSEAL LEGEND 5	No 73	No 10	45/50	13mm
SYNSEAL LEGEND 9	No 73	No 10	45/50	13mm
SYNSEAL SHIELD	No 41	No 02	40/50	11mm
SYNSEAL SYNERGY	No 41	No 02	45/50	11mm
VEKA 70	No 06	No 13	40/50	13mm
VEKA FS	No 45	No 01	45/45	11mm
Veka M	No 02		45/50	13mm
WHS ESTHETIQUE	No 23	No 04	45/50	11mm
WHS HALO ECLIPSE	No 23	No 04	45/50	11mm
WHS HALO RUSTIQUE	No 125	No 07	45/45	13mm
WHS HALO SYSTEM 10	No 23	No 07	45/45	13mm

Profile Related Packers

Profile Related
Packers
for
Door Hardware

Over-Rebate Height	ProSecure Hinge Packer White	Evolution Hinge Packer White	ProLinea Handle Spindle Size	Screw Size
18mm	026480	024486	115mm	80mm
18mm	026530	024536	115mm	80mm
18mm			115mm	80mm
22mm	026470	024488	115mm	80mm
18mm		024520	115mm	80mm
22mm	025510	024500 zinc	115mm	80mm
19mm	TBC	TBC	115mm	80mm
21mm		024522 zinc	115mm	80mm
21mm			115mm	80mm
24mm	026520	025020 zinc (hinges available with the packer fitted)	115mm	80mm
24mm			115mm	80mm

Patios & Folding Sliding Doors

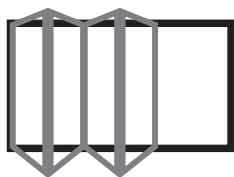




Choosing Hardware for Your Patio & Folding Sliding Doors

IDENTIFICATION

Mila stock a comprehensive range of gearing and accessories to suit the following types of doors:



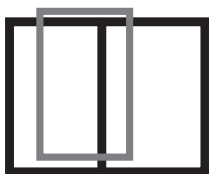
Folding Sliding Doors

Folding sliding doors are a contemporary alternative to patio doors or French doors. When fully opened the doors concertina back on themselves providing wider opening areas. Various opening options are available combining two to seven panes and with outer frame widths up to 6300mm.




Inline or Straight Sliding

Inline patio doors are the traditional style of patio door fitted in the UK. They feature a multipoint lock for security and slide parallel to the fixed leaf on patio rollers.



Lift & Slide

Lift and slide patios work on a simple rule: lift, slide, drop. All operations are controlled via the handle and associated gearing. Lift and slide patios offer greater variations in terms of opening combinations than traditional inline or tilt and slide patios.



Tilt & Slide

Tilt and slide patios can be tilted for ventilation or opened fully for ventilation and/or access.

The patio functions are controlled via a handle which also operates central locking gear for security and weather sealing.

Patio & Folding Sliding Doors

Selection Guide



AT A GLANCE **PRODUCT MATRIX**

	Page:	Guarantee: 10 Year Mechanical	Guarantee: 5 Year Mechanical	Guarantee: 10 Year Surface Finish	Guarantee: 5 Year Surface Finish	Accreditation: BSI Kitemark	Accreditation: Secured by Design	Application: Folding Sliding	Application: Patio	Finish: Anodised Silver F1	Finish: Anodised Gold F3	Finish: Black	Finish: White	Finish: Smokey Chrome	Finish: Satin Chrome	Finish: Polished Chrome	Finish: Polished Gold
ProSecure Patio Handle	323	✓		✓	✓	✓	✓		✓			✓	✓	✓	✓	✓	✓
ProLinea Patio Handle	325	✓	✓	✓	✓				✓			✓	✓	✓	✓	✓	✓
Tilt & Slide Patio Handle	327		✓						✓	✓	✓						
PSK 160 Plus Tilt & Slide	329		✓						✓								
Siegenia HS Portal Lift & Slide	331		✓						✓								
Siegenia FS Portal Folding Sliding	333		✓					✓									
Yale 6 Hook Patio Lock	335		✓				✓		✓								
Yale 4 Hook Patio Lock	337		✓				✓		✓								
Patio Stops	339																
Patio Rollers	340																



ProSecure Patio Handle

Enhanced Security



PRODUCT DESCRIPTION



Enhanced security patio handle with a raft of intelligent design features:

- Manufactured from zinc alloy
- Anti-grip chamfered backplate shoulders provide mole-grip resistance
- Anti-drill rotating disc shields the cylinder face from attack, preventing a drill bit from penetrating the cylinder
- Anti-snap integrated cylinder guard, visible within the raised backplate design, encases the cylinder to protect it from attack - no need for an anti-snap cylinder
- Steel reinforcement technology concealed within the standard backplate size provides anti-jemmy resistance
- Patented FlexSecure® Technology enables innovative ball joints to flex when the backplate is under attack to prevent the fixings screws from shearing or snapping
- Independently tested at Exova to PAS 024: 2012 and TS007: 2012
- Police Preferred Specification - Secured by Design accredited, SBD logo etched onto external backplate acts as a visual deterrent
- BSI 2 star Kitemark accredited - logo etched onto internal backplate for home-owner peace-of-mind
- Sold complete with three fixing screw sizes & two spindles to fit all common door thicknesses
- Suitable for PVCu, timber and aluminium patio doors

FINISHES



Polished Gold



Polished Chrome



Smokey Chrome



Smooth Satin
Chrome



White



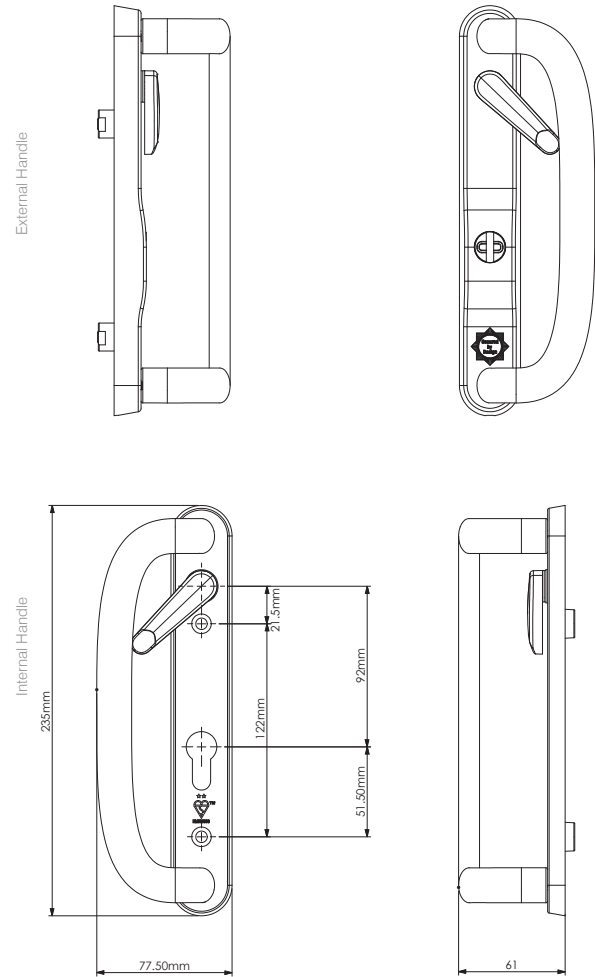
Black

ProSecure Patio Handle

Enhanced Security



TECHNICAL DRAWINGS



GUARANTEES



PART NUMBERS

Description	Polished Gold	Polished Chrome	Smokey Chrome	Smooth Satin Chrome	Black	White
ProSecure Patio Handleset	108901	108904	108905	108906	108907	108908



ProLinea Patio Handle

PRODUCT DESCRIPTION



- Manufactured from aluminium (painted finishes) and zinc (plated finishes)
- The long D-shaped lever is styled for optimum comfort and ease of use
- Reversible, suitable for left or right handed doors
- Suitable for PVCu, timber and aluminium patio doors
- Available in 6 combinations of lever, blind and blank, with and without PZ's to suit most applications
- Supplied complete with fixing screws as standard
- Operational reliability - independently tested to 50,000 cycles
- Weather resistance - independently salt spray tested to 240 hours (plated finishes) & 480 (powder coated finishes)

GUARANTEES



FINISHES



Polished Gold



Polished Chrome



Smokey Chrome



Smooth Satin
Chrome



White

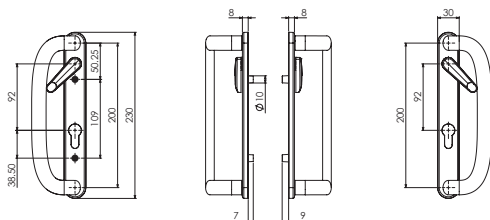


Black

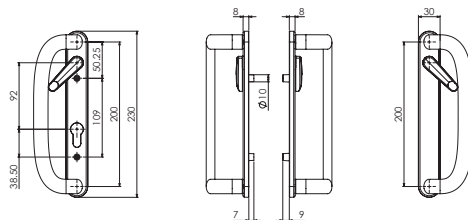


TECHNICAL DRAWINGS

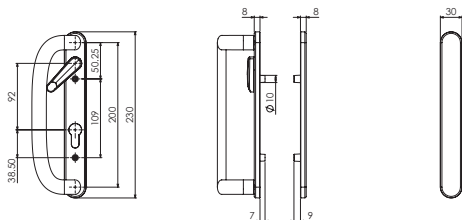
1. Internal PZ with lever/External PZ with lever



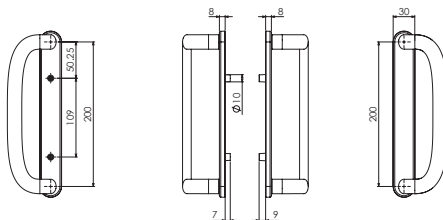
2. Internal PZ with lever/External blind with lever



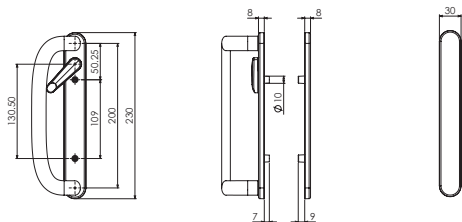
3. Internal PZ with lever/External blank



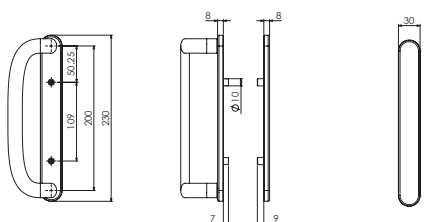
4. Internal blind/External blind



5. Internal blind with lever/External blank



6. Internal blind/External blank



PART NUMBERS

Version	Polished Gold	Polished Chrome	Smooth Satin Chrome	Smokey Chrome	Black	White
1. Internal/External with PZ	108804	108800	108806	108805	108807	108808
2. Internal PZ with lever/External blind with lever	108814	108810	108816	108815	108817	108818
3. Internal PZ with lever/External blank	108824	108820	108826	108825	108827	108828
4. Internal blind/External blind	108854	108850	108856	108855	108857	108858
5. Internal blind with lever/External blank	108844	108840	108846	108845	108847	108848
6. Internal blind/External blank	108834	108830	108836	108835	108837	108838



Tilt & Slide Patio Handle

Hoppe

PRODUCT DESCRIPTION

Aluminium handle suitable for use on all tilt & slide patio systems

- Handle operates all functions of the patio gearing
- Extended lever for smooth operation
- Available in 3 versions - internal non-locking, internal locking, internal & external locking
- Available in 3 finishes - anodised silver F1, anodised gold F3 and white



FINISHES



Anodised Silver F1



Anodised Gold F3



White

Tilt & Slide Patio Handle

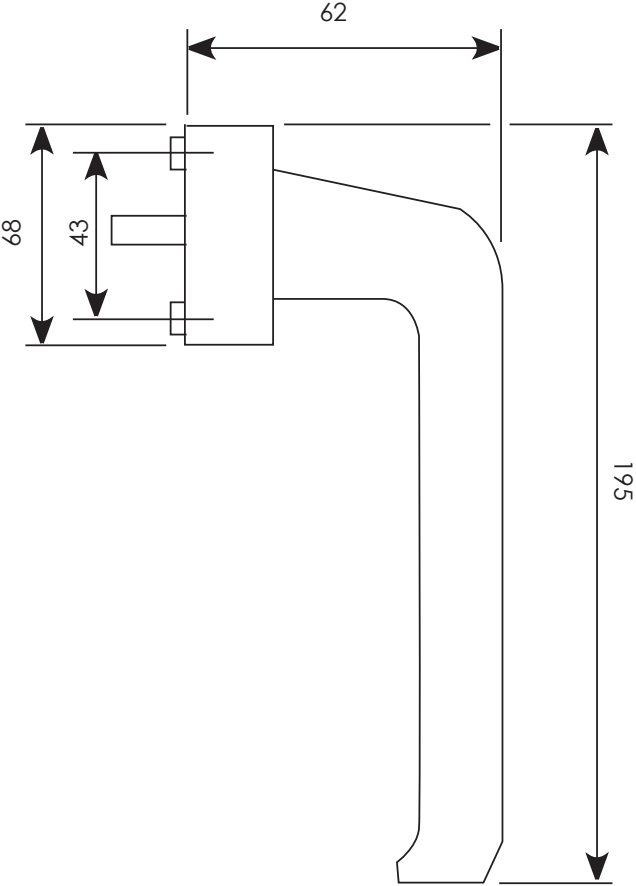
Hoppe

Patios & Folding
Sliding Doors



TECHNICAL DRAWINGS

GUARANTEES



PART NUMBERS

Description	Type	Silver F1	Gold F3	White
Tilt & Slide Patio Handle	Internal Locking	103020H	103023H	103025H
Tilt & Slide Patio Handle	Internal/External Locking	103030H	103033H	103035H



PSK160 Plus

Tilt & Slide Patio Gear

SIEGENIA
brings spaces to life

PRODUCT DESCRIPTION

- Suitable for all profiles, slim and chamfered
- Roller cams on corner drives as standard
- Increased clearance between sash and frame, therefore it is not necessary to use "slim" or "low" external handles
- Simple height adjustment of +4mm/-2mm
- 160kg load capacity
- No jigs required for bogie wheels
- Mushroom cam option available for enhanced security
- Shootbolt option available
- Suitable for PVCu, timber and aluminium profiles

GUARANTEES



PRODUCT PACKS

*Basic Carton	L/H	R/H	
	530140	530141	
**Track Pack	White	Brown	Silver
87/200	530500	530501	530502
107/240	530510	530511	530512
130/286	530520	530521	530522
160/346	530530	530531	530532
**Cover K Pack	White	Brown	Silver
87	530155	530163	530155
107	530160	530164	
130	530161		
160	530158		530158

PART NUMBERS

No.	Description	Part No.
01	Handle (variant dependant)	1030..
03.	Corner Drive VS S-ES	320099
04	Front Bogie V*	531000
05	Rear Bogie H*	531002
06	Slider*	530916
07	Portal Key*	530917
08	Cover rail L**	531046
09	. Connecting rod**	530900
10	. Guiding rail**	-
11	. Cover rail F**	531054
12	. Running rail**	-
13	. Cover cap L R/H**	531022
14	. Cover cap L L/H**	531022
15	. Cover cap F R/H**	531022
16	. Cover cap F L/H**	531022
17	. Stop**	531026
18	Stop**	531028
19	End Cap**	531030
20	Locking part**	-
21	Support L**	-
22	Tilt stay PSK 160***	530170
23	Cover rail K***	530159
24	Cover cap K R/H***	531018
25	Cover cap K L/H***	531019
26	Support K**	-
27	Linkage (variant dependent)	342...
28	Gear 3 (variant dependent)	340...
29	Linkage (variant dependent)	342...
30	Striker Plate 56	Profile related
31	Striker Plate S-ES	Profile related
32	Tilt lock bearing	Profile related

* Dependent on handing

** Dependent on overall width of profile

*** Dependent on sash width of patio

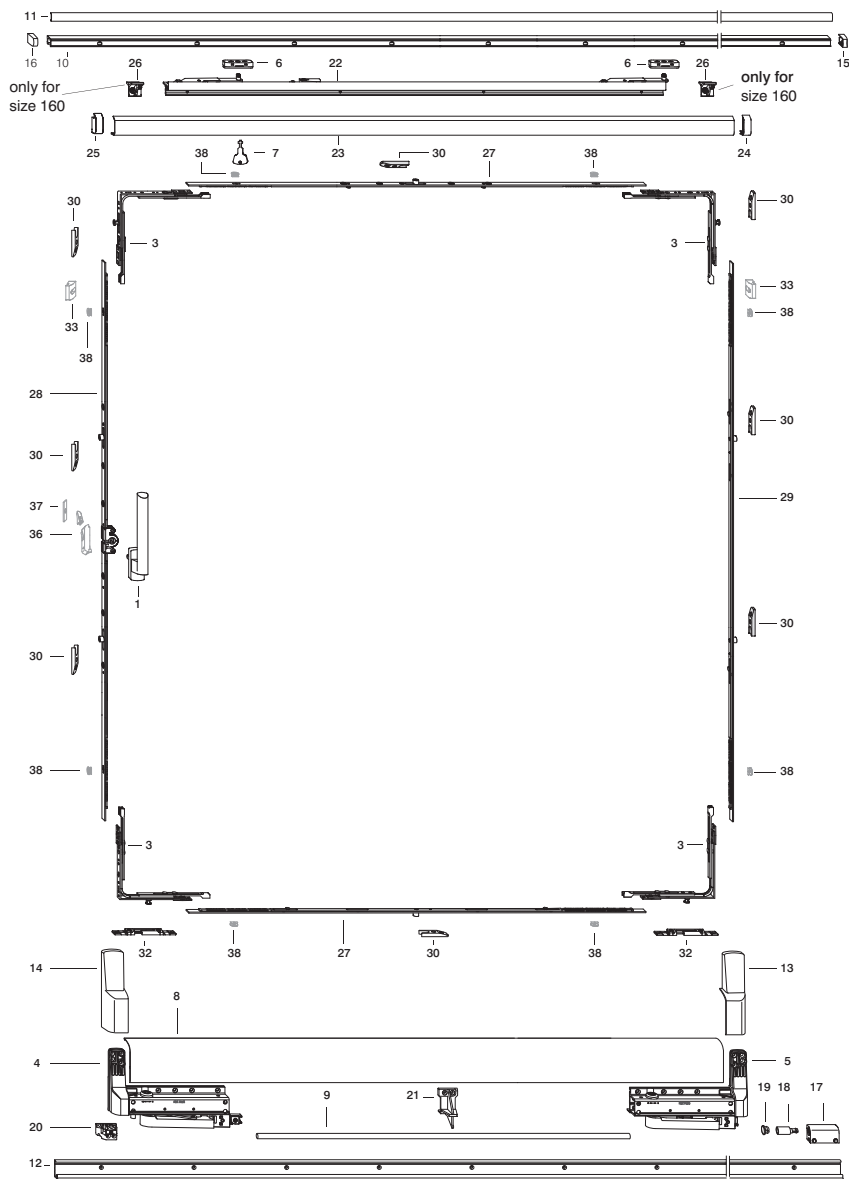
PSK160 Plus

Tilt & Slide Patio Gear

Patios & Folding
Sliding Doors



TECHNICAL DRAWINGS





HS Portal

Lift & Slide Patio Gear

SIEGENIA
brings spaces to life

PRODUCT DESCRIPTION



Lift and slide patio gearing. Easy to assemble, effortless operation.

- Fixed bogie wheels
- Simple frame corner connections
- Pre-moulded sealing rail (optional)
- Suitable for 56mm, 66mm and 68mm timber sections
- Built-in night vent as standard
- Maximum sash weight 400 kg
- Easy to replace clip-on running rail for aluminium sills
- Thermally broken aluminium threshold
- Timber sill option also available
- Low threshold version for wheelchair access
- Insulated support rail
- Shootbolt option available

HS Portal Lift & Slide

Lift & Slide Patio Gear

Patios & Folding
Sliding Doors



TECHNICAL DRAWINGS



Scheme A*
Moving sashes 1
Max. Width 6,700mm
* Left hand shown above, right hand also available



Scheme C
Moving sashes 2
Max. Width 13,300mm



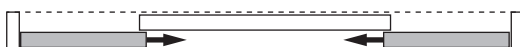
Scheme D
Moving sashes 2
Max. Width 6,700mm



Scheme F
Moving sashes 4
Max. Width 13,300mm



Scheme G
Moving sashes 1
Max. Width 9,900mm



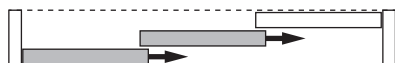
Scheme K
Moving sashes 2
Max. Width 13,300mm



Scheme H
Moving sashes 3
Max. Width 9,900mm



Scheme L
Moving sashes 4
Max. Width 19,800mm



Scheme E
Moving sashes 2
Max. Width 10,000mm

GUARANTEES





FS Portal Plus

Folding Sliding Doors

SIEGENIA
brings spaces to life

PRODUCT DESCRIPTION



The 2 to 7 pane system allows for greater versatility and a wider opening area than either patio or French doors, increasing the natural light and ventilation.

Folding sliding doors can be fitted to conservatories, patios, roof gardens, balconies or extensions.

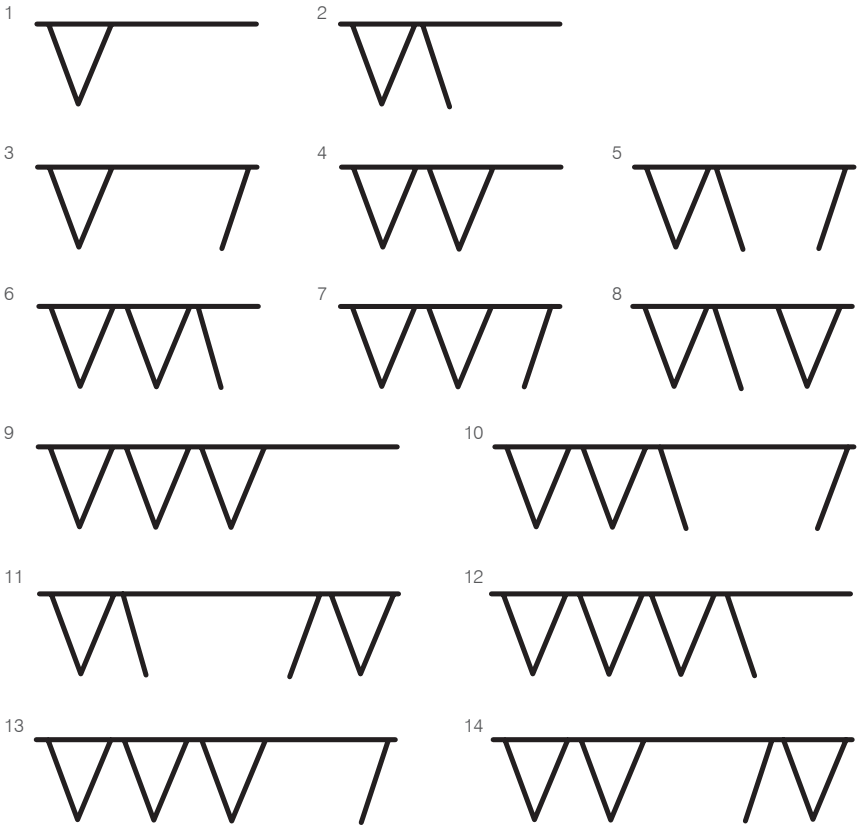
- A range of configurations can be achieved - 1 master leaf and a combination of slave leaves. See technical drawing opposite.
- Top or bottom running with one profile set
- Sturdy track with minimal threshold height
- Low threshold option (for open in only)
- Smooth sliding action provided by 4 wheeled bogies with high precision ball bearings
- Option of 2-7 pane system for versatility
- Maximum sash weight up to 80kg
- Suitable for sash rebates widths 330mm - 900mm
- Suitable for sash rebates heights 840mm - 2360mm
- Can be used in conjunction with tilt and turn hardware, offering a secure tilt position for ventilation
- Option of high security multipoint locking
- On the primary door - option of ProSecure or Evolution security door hinges in a range of finishes
- Suitable for timber, PVCu and aluminium doors and windows

GUARANTEE





TECHNICAL INFORMATION



No.	Scheme	Max Frame Width (mm)	No.	Scheme	Max Frame Width (mm)
1	220	1.80	8	532	4000
2	330	2700	9	660	5400
3	321	2700	10	651	5400
4	440	3600	11	633	5400
5	431	3600	12	770	6300
6	550	4000	13	761	6300
7	541	4000	14	743	6300



Patio Lock

6 Hook



PRODUCT DESCRIPTION



High security locking system for inline patio doors systems with a 16mm eurogroove

- 6 hooks provide multipoint locking
- Hooks provide enhanced security anti-lift protection
- Safety - a mishandling device integrated into the locking mechanism prevents the door from being accidentally slammed shut
- Corrosion resistance - independently tested to EN1670:2007 Grade 4
- Operational reliability - Independently tested to 100,000 cycles
- Enhanced security - tested to PAS 24: 2012
- One piece steel striker available - enhances aesthetics, increases security and speeds fabrication time

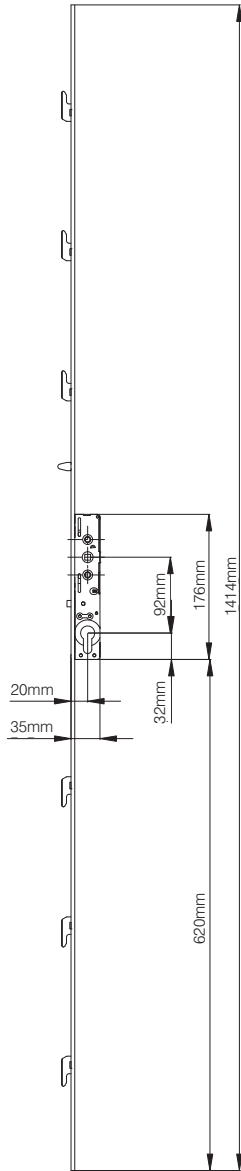
Patio Lock

6 Hook

Patios & Folding
Sliding Doors



TECHNICAL DRAWINGS



CLOSE UP



PART NUMBERS

Description	Part No.
6 Hook Patio Lock	108305

GUARANTEE





Patio Lock

4 Hook



PRODUCT DESCRIPTION



High security locking system for inline patio doors systems with a 16mm eurogroove

- 6 hooks provide multipoint locking
- Hooks provide enhanced security anti-lift protection
- Safety - a mishandling device integrated into the locking mechanism prevents the door from being accidentally slammed shut
- Corrosion resistance - independently tested to EN1670:2007 Grade 4
- Operational reliability - Independently tested to 100,000 cycles
- Enhanced security - tested to PAS 24: 2012
- One piece steel striker available - enhances aesthetics, increases security and speeds fabrication time

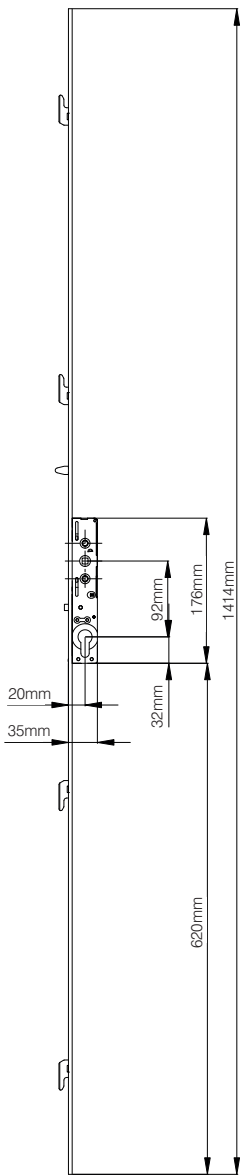
Patio Lock

4 Hook

Patios & Folding
Sliding Doors



TECHNICAL DRAWINGS



CLOSE UP



PART NUMBERS

Description	Part No.
4 Hook Patio Lock	108302

GUARANTEE





Patio Stops

PRODUCT INFORMATION



- Plastic moulded patio stop with integrated rubber buffer
- Prevents patio door from slamming into wall
- Available in 3 colours
- Simple to fit

FINISHES



Black
with black buffer



Brown
with black buffer



White
with black buffer



White
with white buffer

PART NUMBERS

Description	Black	Brown	White
Patio Stop with Black Buffer	108592	108591	108590
Patio Stop with White Buffer	-	-	108593



PRODUCT INFORMATION




- Roller with 2 wheels for use on inline sliding patio systems
- Available with nylon or steel wheels
- Wheels available in 3 widths - 2mm, 2,5mm and 3mm
- Simple to fit

CLOSE-UP



Nylon Wheels



Stainless Steel
Wheels

PART NUMBERS

Description	Size	Part Number
Inline Patio Roller With Nylon Wheels		520564
Inline Patio Roller With Stainless Steel Wheels	2mm	520580
Inline Patio Roller With Stainless Steel Wheels	2.5mm	520581
Inline Patio Roller With Stainless Steel Wheels	3mm	520582

TBT Gear





QUALITY HARDWARE. A PARTNERSHIP YOU CAN TRUST

Mila has been in partnership with leading German hardware manufacturer Siegenia for over 35 years.

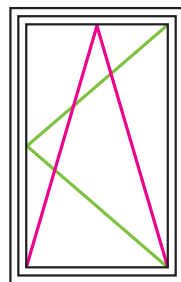
Mila stocks the widest range of Siegenia products in the UK including its TITAN, ALU and PORTAL product ranges. From standard locking applications to specialist requirements - folding, sliding, tilt & turn, arched, concealed, magnetic, security systems - Mila and Siegenia have got a hardware solution in stock.

GUIDE TO TILT BEFORE TURN APPLICATIONS

Tilt Before Turn (TBT)

TBT windows open inwards to the "tilt" position for ventilation and "turn" position for additional ventilation, cleaning or emergency egress.

TBT windows function via central locking gear which operates around the sash. The number of locking points can vary according to the window size. The highest security solutions featuring mushroom cam locking on all four sides.



Tilt before turn

The individual tilt and turn functions for TBT windows are achieved as follows:


1. Closed Position



2. Tilt Position



3. Turn Position



Lockable TBT handles can be locked in all 3 positions to enhance window safety and security. In high-rise applications, for example, they can be locked to access the tilt position only to provide child safety.



AT A GLANCE [PRODUCT MATRIX](#)

	Page	Accreditation: Secured by Design	Guarantee: 5 Years	Variant: Security	Variant: Concealed	Variant: Face-fixed	Application: Aluminium	Application: Timber	Application: PVC
Siegenia Titan AF Std	419		✓			✓	✓	✓	✓
Siegenia Titan AF PAS24	421	✓	✓	✓		✓	✓	✓	✓
Siegenia Titan AF 24+	423		✓		✓		✓	✓	✓
Siegenia Titan AF 24+PAS24	425	✓	✓	✓	✓		✓	✓	✓

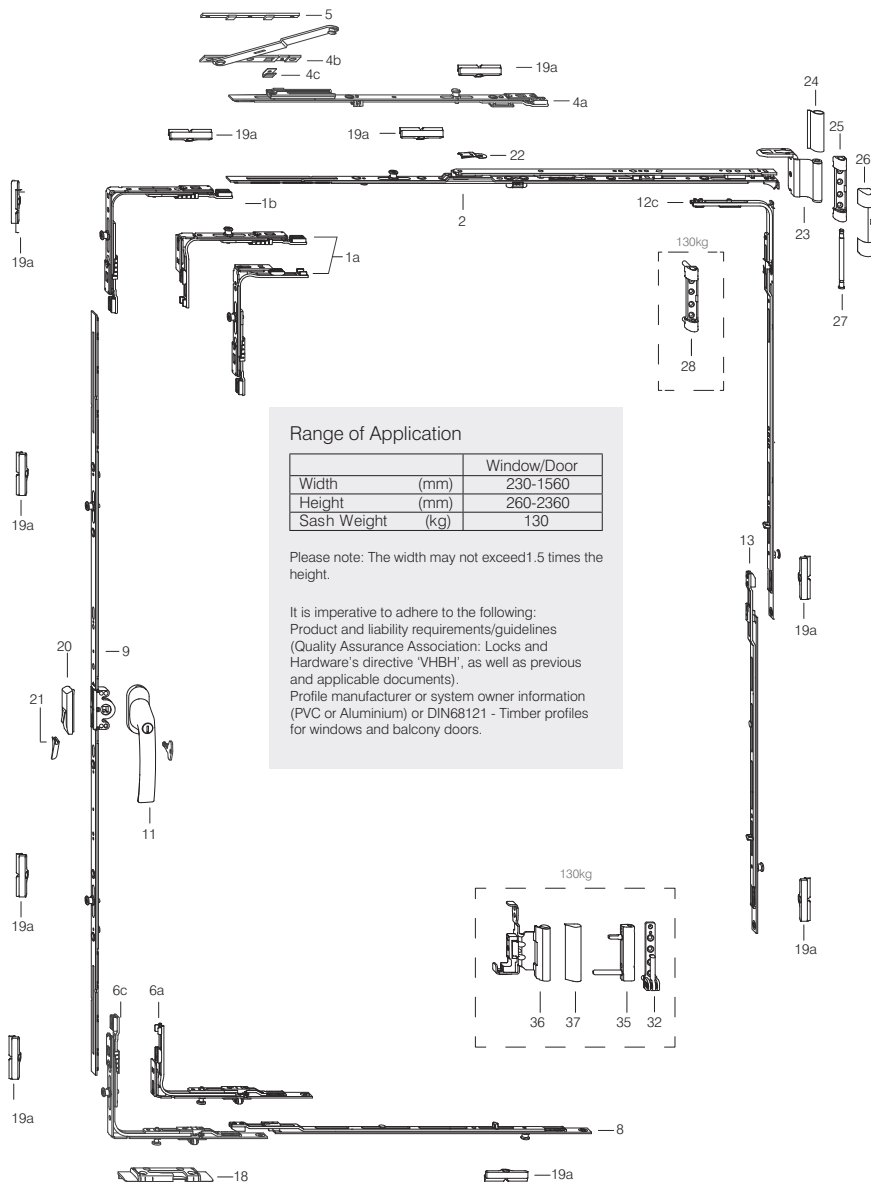


Siegenia Titan AF

Face-Fixed Tilt & Turn Gearing

SIEGENIA
brings spaces to life

TECHNICAL DRAWINGS



Siegenia Titan AF

Face-Fixed Tilt & Turn Gearing

TBT
Gear



PART LIST

No.	Description
1a	Narrow Corner Drive
1b	Corner Drive
2	Stay
4	Additional Stay
5	Packer Z
6a	Bottom Corner Drive Narrow
6c	Bottom Corner Drive
8	Linkage
9	Drive Gear
11	ProLinea TBT Handle
12c	Back Corner Drive
13	Linkage
18	Tilt Lock Bearing
19	Striker Plate
20	Mishandling Device
21	Pressure Piece
22	Tilt Restrictor
23	Stay Hinge
36	Corner Rebate Hinge (handed only)
24, 25, 26, 27, 30, 31, 34	Basic Bag non-handed
24, 25, 26, 27, 29, 37	Basic Bag Rebated R/H or L/H

PRODUCT DESCRIPTION

Face-fixed tilt and turn gear. Profile related.

Suitable for PVCu, timber and eurogroove aluminium systems.

- Locking mushroom cams with self-adjusting height for smooth operation
- Suitable for manual, semi and fully automated assembly
- Integrated sash lift roller cushions the sash and allows it to slide smoothly into the frame
- Face mounted hinges available in white or brown
- Universal or handed rebated hinges available
- Suitable for sash weights up to 130kg

GUARANTEES



HOW TO ORDER TBT GEAR WITH US

Simply provide us with the following information & we will select your profile related kit for you.

1. Profile system
2. Rebate width & height
3. Hinge colour required
4. Handle colour required
5. Which way it needs to be handed

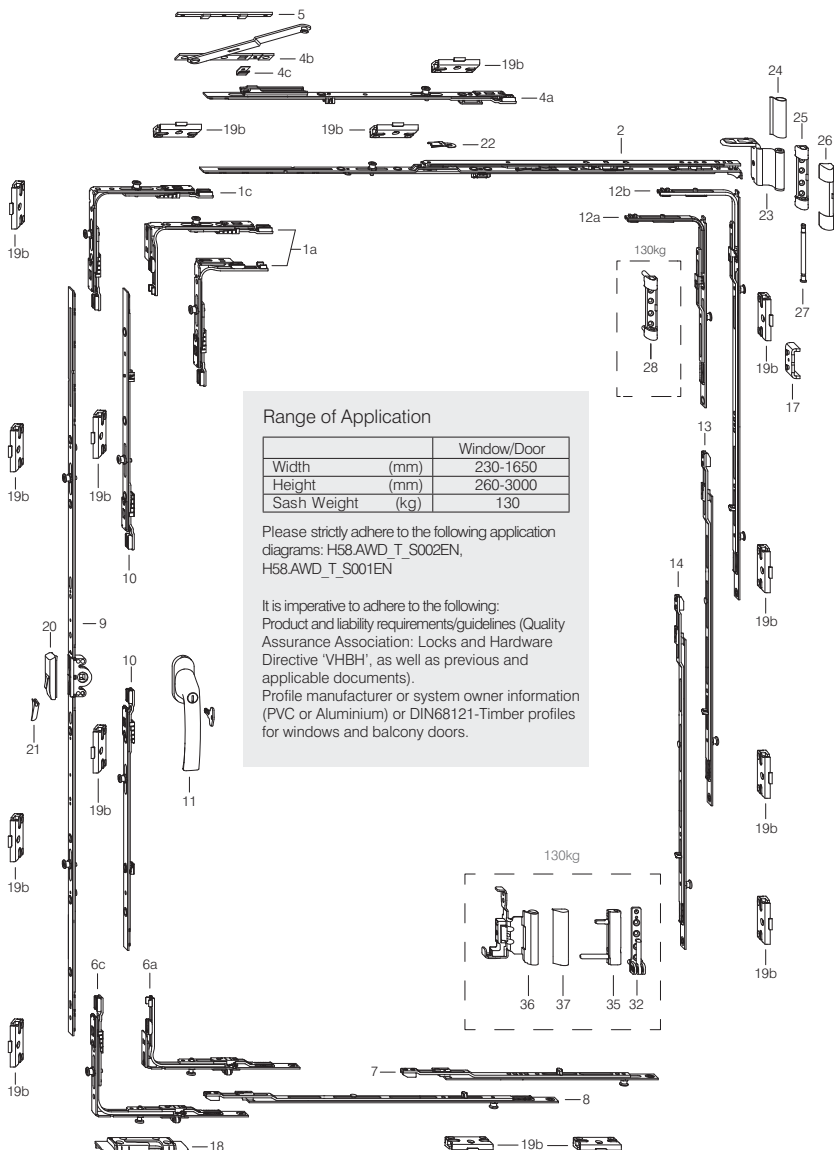


Siegenia Titan AF PAS24

Face-fixed Enhanced Security

SIEGENIA
brings spaces to life

TECHNICAL DRAWING



Range of Application

	Window/Door
Width (mm)	230-1650
Height (mm)	260-3000
Sash Weight (kg)	130

Please strictly adhere to the following application diagrams: H58.AWD_T_S002EN, H58.AWD_T_S001EN

It is imperative to adhere to the following:
Product and liability requirements/guidelines (Quality Assurance Association: Locks and Hardware Directive 'VHBH', as well as previous and applicable documents).
Profile manufacturer or system owner information (PVC or Aluminium) or DIN68121-Timber profiles for windows and balcony doors.

Siegenia Titan AF PAS24

Face-fixed Enhanced Security

TBT
Gear



PART LIST

No.	Description
1a	Narrow Corner Drive
1b	Corner Drive
2	Stay
4	Additional Stay
5	Packer Z
6a	Bottom Corner Drive Narrow
6c	Bottom Corner Drive
7	Extension
8	Linkage
9	Drive Gear
10	Linkage KK
11	ProLinea TBT Handle
12c	Back Corner Drive
13	Linkage
14	Linkage
17	Anti-Lift Device
18	Tilt Lock Bearing
19	Striker Plate SRS
20	Mishandling Device
21	Pressure Piece
22	Tilt Restrictor
23	Stay Hinge
36	Corner Rebate Hinge (handed only)
24, 25, 26, 27, 30, 31, 34	Basic Bag non-handed
24, 25, 26, 27, 29, 37	Basic Bag Rebated R/H or L/H

PRODUCT DESCRIPTION

- Enhanced security, face-fixed tilt and turn gear. Profile related.
- Suitable for PVCu, timber and eurogroove aluminium systems.
- Locking mushroom cams with self adjusting height for smooth operation
- Additional locking points to meet the requirements of PAS24:2012
- Suitable for manual, semi and fully automated assembly
- Integrated sash lift roller cushions the sash and allows it to slide smoothly into the frame
- Face mounted hinges available in white or brown
- Universal or handed rebated hinges available
- Suitable for sash weights up to 130kg
- High security keeps

GUARANTEES



HOW TO ORDER TBT GEAR WITH US

Simple provide us with the following information & we will select your profile related kit for you.

1. Profile system
2. Rebate width & height
3. Hinge colour required
4. Handle colour required
5. Which way it needs to be handed

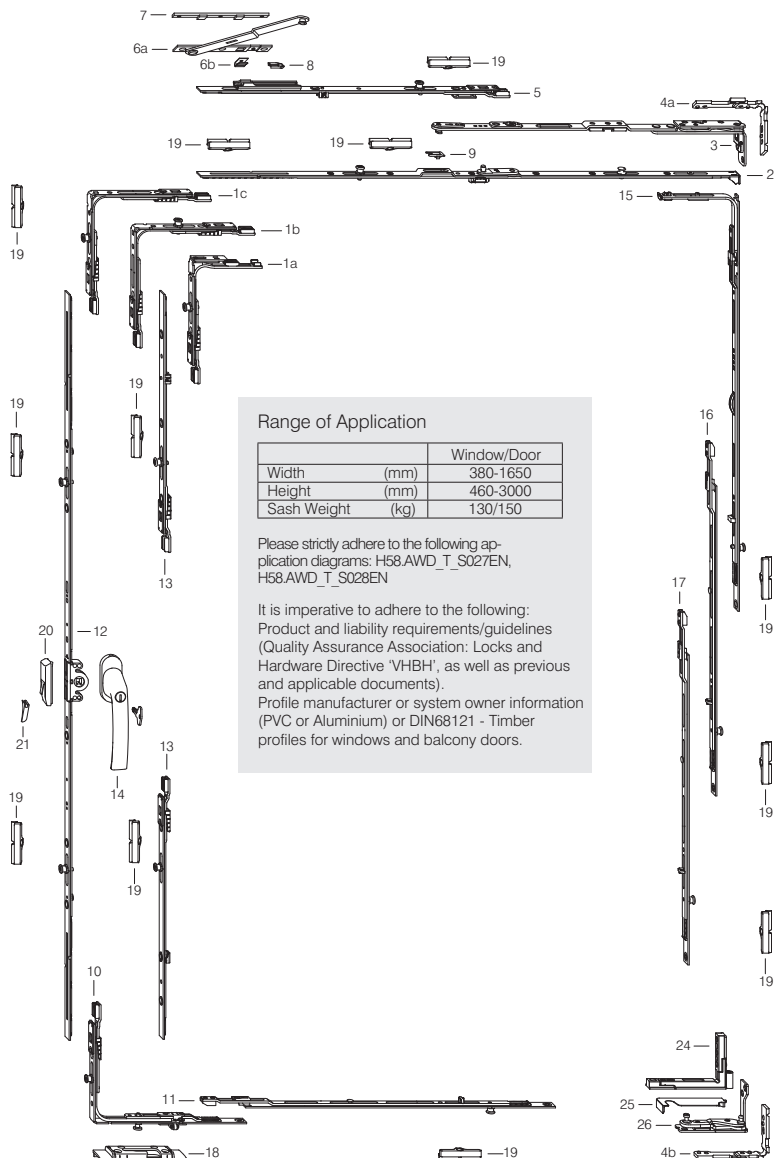


Siegenia Titan AF 24+

Concealed Tilt & Turn Gearing

SIEGENIA
brings spaces to life

TECHNICAL DRAWINGS



Range of Application

	Window/Door
Width (mm)	380-1650
Height (mm)	460-3000
Sash Weight (kg)	130/150

Please strictly adhere to the following application diagrams: H58.AWD_T_S027EN, H58.AWD_T_S028EN

It is imperative to adhere to the following:
Product and liability requirements/guidelines
(Quality Assurance Association: Locks and
Hardware Directive 'VHBH', as well as previous
and applicable documents).
Profile manufacturer or system owner information
(PVC or Aluminium) or DIN68121 - Timber
profiles for windows and balcony doors.

Siegenia Titan AF 24+

Concealed Tilt & Turn Gearing

TBT
Gear



PART LIST

No.	Description
1a	Narrow Corner Drive
1b	Corner Drive
1c	Corner Drive
2	Stay Sash Part
3	Stay Arm
4	Accessories
5/6	Additional Stay
7	Packer Z
8	Tilt Restrictor Additional Stay
9	Tilt Restrictor
10	Back Corner Drive
11	Linkage
12	Drive Gear
13	Linkage KK
14	ProLinea TBT Handle
15	Back Corner Drive
16	Linkage
17	Linkage
18	Tilt Lock Bearing
19	Striker Plate
20	Mishandling Device
21	Pressure Piece
24/25	Corner Hinge
26	Bottom Hinge

PRODUCT DESCRIPTION

Completely concealed tilt and turn gearing. Profile related.

Suitable for PVCu, timber and eurogroove aluminium systems

- Locking mushroom cams with self adjusting height for smooth operation
- Suitable for manual, semi and fully automated assembly
- Integrated sash lift roller cushions the sash and allows it to slide smoothly into the frame
- Suitable for sash weights up to 150kg

GUARANTEES



HOW TO ORDER TBT GEAR WITH US

Simple provide us with the following information & we will select your profile related kit for you.

1. Profile system
2. Rebate width & height
3. Hinge colour required
4. Handle colour required
5. Which way it needs to be handed

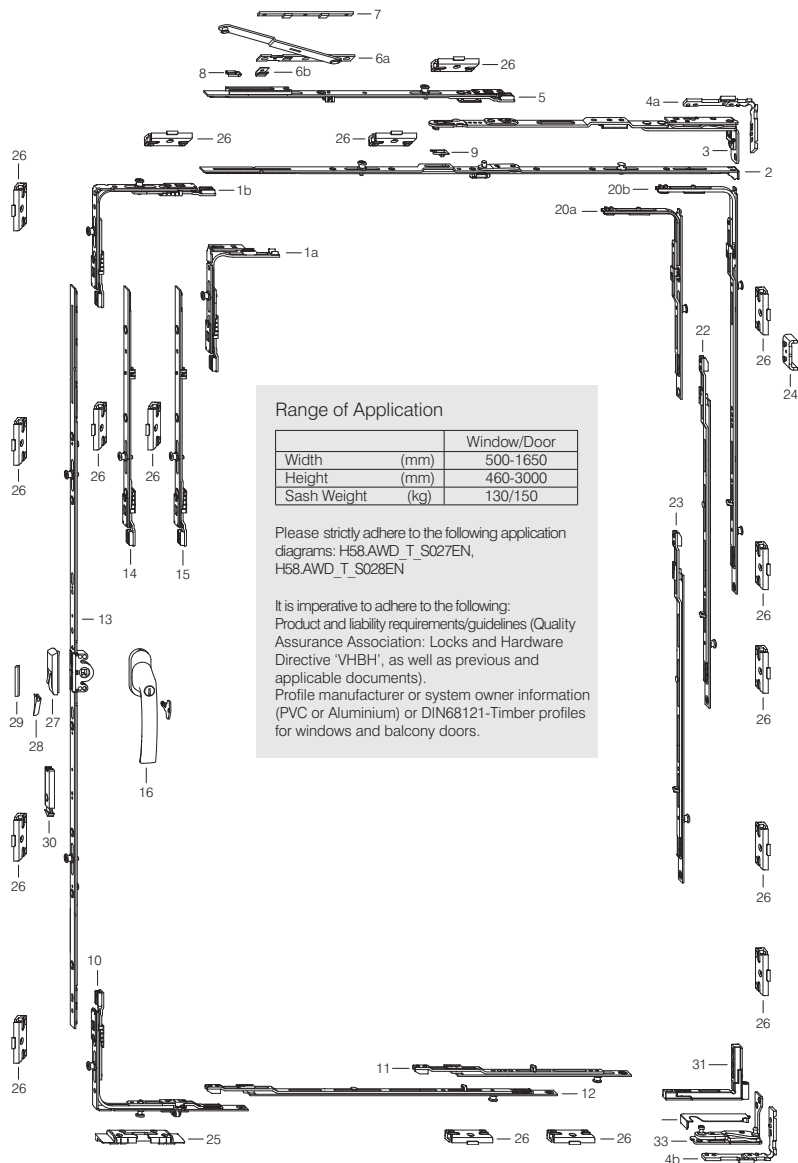


Siegenia Titan AF 24+ PAS24

SIEGENIA
brings spaces to life

Concealed Tilt & Turn Gearing, Enhanced Security

TECHNICAL DRAWINGS



Siegenia Titan AF 24+ PAS24

Concealed Tilt & Turn Gearing, Enhanced Security

TBT
Gear



PART LIST

No.	Description
1a	Narrow Corner Drive
1b	Corner Drive
2	Stay Sash Part
3	Stay Arm
4	Accessories
5/6	Additional Stay
7	Packer Z
8	Tilt Restrictor Additional Stay
9	Tilt Restrictor
10	Back Corner Drive
11	Extension
12	Linkage
13	Drive Gear
14	Linkage KK
15	Linkage KK
16	ProLinea TBT Handle
20	Back Corner Drive
22	Linkage
23	Linkage
24	Anti-Lift Device
25	Tilt Lock Bearing
26	Striker Plate SRS
27	Mishandling Device
28	Pressure Piece

PRODUCT DESCRIPTION

Completely concealed tilt and turn gearing. Profile related.

Suitable for PVCu, timber and eurogroove aluminium systems

- Locking mushroom cams with self adjusting height for smooth operation
- Additional locking points to meet the requirements of PAS24:2012
- Suitable for manual, semi and fully automated assembly
- Integrated sash lift roller cushions the sash and allows it to slide smoothly into the frame
- Suitable for sash weights up to 150kg
- High security keeps

GUARANTEES




HOW TO ORDER TBT GEAR WITH US

Simple provide us with the following information & we will select your profile related kit for you.

1. Profile system
2. Rebate width & height
3. Hinge colour required
4. Handle colour required
5. Which way it needs to be handed

Pivot Gear





IN A NUTSHELL

Pivot windows are an alternative to casement or TBT/TNT windows. As their name suggests, pivot windows can be rotated through 180° for safe cleaning or maintenance from the inside. Rather than being hinged at the corners, either top or side hung, the window is 'hinged' in the middle and pivots them 180°.

Similarly to TBT/TNT windows, weather-sealing is achieved via central locking gear operating roller cam or mushroom cam espags. While for child safety many pivots feature a restrictor catch that limits opening to 100mm.



Closed position



90° Opening




180° Opening



T-Pivot

For fully reversible window system

PRODUCT DESCRIPTION



- Designed to bridge most major profile T sections
- Quick and simple to remove sash from the frame for easy installation or maintenance
- Friction adjustment built into face of pivot for easy adjustment
- Child safety catch supplied as standard
- Sealing pads improve air penetration results and speed up fabrication
- Suits central locking gear
- Mila offers a range of T-Pivots for a wide range of profile systems. Please contact our sales team on 01327 312 400 for more information

PART NUMBERS

Description

T-Pivot

White

081300

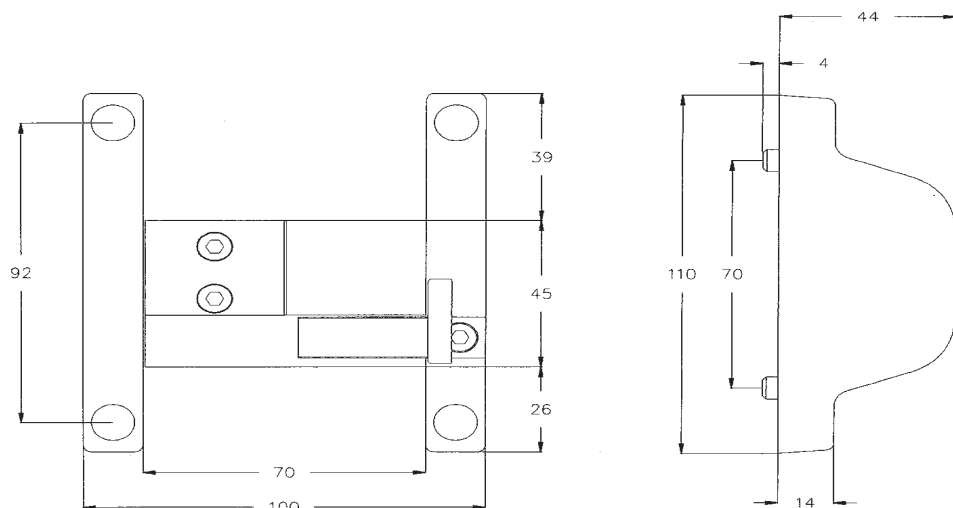
T-Pivot

For fully reversible window system

T-Pivots



TECHNICAL DRAWINGS



AT A GLANCE

Weather Testing	A window (1600 x 1600) using T-Pivot and Mila central locking gear, weather tested against the requirements as defined in BS 6375 pt 1: 1989 achieved the following results:
Exposure Category	2400 pascals
Air Permeability	600 pascals
Water Tightness Limit	600 pascals
Resistance to Wind Loading	2400 pascals
T-Pivot Hinges	ZA-5 Zinc diecast to BS 1004B, powder coated with a syntha pulvin plus
Faceplate & Drive Rod	Mild steel to DIN 1627
Lockcase	Zinc alloy to BS 1004
Cam Piece & Connecting Piece	Zinc alloy B to BS 1004
Cam, Centre Part	Mild steel to BIN 1624

SUPA™
Stainless Steel
HARDWARE RANGE

Supa™ Stainless Steel Range

CHOOSE SUPA™

Mila's range of Supa™ stainless steel door furniture include standard and security door handles, a range of pull bars and escutcheons, door knockers, letterplates and letterplate cowls.

All of our SUPA products combine stylish design with long-lasting finishes which have been independently tested and are backed up with a 25 year surface finish guarantee.

Use our postcode finder at the end of this section to help you select the correct grade of stainless steel.



Supa™ Stainless Steel Range

Selection Guide

SUPA™

Stainless Steel

AT A GLANCE **PRODUCT MATRIX**

	Page	Fire Rated: FD60 & FD30	Guarantee: 10 Year Surface	Guarantee: 25 Year Mechanical	Guarantee: 25 Year Surface	Installation: Back-to-back Fix	Installation: Through Fix	Installation: Face Fix	Finish: Duo Gold Stainless Steel (polished & brushed)	Finish: Duo Stainless Steel (polished & brushed)	Finish: Polished Stainless Steel	Finish: Brushed Gold Stainless Steel	Finish: Brushed Stainless Steel
SUPA™ Door Handles - lever/lever & lever/pad	367			✓	✓						✓	✓	✓
SUPA™ Secure Door Handles - lever/lever & lever/pad	369			✓	✓						✓	✓	✓
SUPA™ Inline Pull Bar	371				✓	✓	✓	✓	✓	✓	✓	✓	✓
SUPA™ Offset Pull Bar	373				✓	✓	✓	✓	✓	✓	✓	✓	✓
SUPA™ D Pull Bar	375				✓	✓	✓	✓			✓	✓	✓
SUPA™ V Pull Bar	376				✓	✓	✓	✓			✓	✓	✓
SUPA™ Bow Pull Bar	377				✓	✓	✓	✓			✓	✓	✓
SUPA™ Door Knob	378				✓	✓	✓	✓			✓	✓	✓
SUPAStyle™ Fire Rated Letterplate	379	✓		✓	✓						✓	✓	✓
SUPAStyle™ Letterplate	381			✓	✓						✓	✓	✓
SUPA™ Letterplate Cowl	384				✓						✓		
SUPA™ Door Knocker	385				✓						✓	✓	✓
SUPASecure™ Escutcheon	387			✓	✓						✓	✓	✓
SUPASecure™ Pull Escutcheon	389			✓	✓						✓	✓	✓
SUPA™ Pull Escutcheon	391				✓						✓	✓	✓
SUPA™ Escutcheon	392				✓						✓	✓	✓

Supa™ Door Handle

Stainless Steel

PRODUCT INFORMATION



Clip-on Cover
for the internal
backplate, conceals
screws

Universal
Lever/pad option
available

- The Supa™ door handle range is part of Mila's standard stainless steel range
- Stainless steel grade 304 as standard. Option of grade 316 marine grade stainless steel, suitable for coastal regions & areas of high pollution
- Corrosion resistance - independently tested to 1000 hours salt spray (grade 316)
- Backplate features a self-fit captive spring mechanism to ensure that the lever returns consistently to 90° avoiding any 'handle sag'
- Suitable for use with sprung and unsprung door locks
- Operational reliability - achieved 50,000 cycles under load
- Suits both left and right handed doors

GUARANTEES



FINISHES



Brushed Stainless



Polished Stainless



Polished Gold Stainless

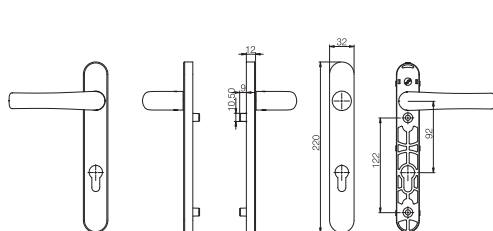
Supa™ Door Handle

Stainless Steel

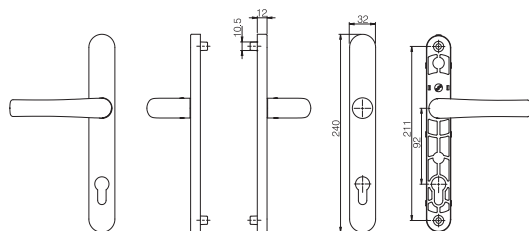
SUPA™

**Stainless
Steel**

TECHNICAL DRAWINGS



Lever/Lever, 220mm Backplate, PZ92



Lever/Lever, 240mm Backplate, PZ92

PART NUMBERS

Description	Backplate Length	PZ	Stainless Steel grade	Brushed Stainless	Polished Stainless	Polished Gold Stainless
Supa Standard Lever/Lever	220mm	92	Int. 304/ Ext. 304	570301	570302	570304
Supa Standard Lever/Lever	220mm	92	Int. 304/ Ext. 316	571301	571302	571304
Supa Standard Lever/Pad	220mm	92	Int. 304/ Ext. 304	570311	570312	570314
Supa Standard Lever/Pad	220mm	92	Int. 304/ Ext. 316	571311	571312	571314
Supa Standard Lever/Blank	220mm	92	Int. 304/ Ext. 304	570361	570362	570364
Supa Standard Lever/Blank	220mm	92	Int. 304/ Ext. 316	571361*	571362*	571364*
Supa Standard Lever/Blind	220mm	92/0	Int. 304/ Ext. 304	570341	570342	570344
Supa Standard Lever/Blind	220mm	92/0	Int. 304/ Ext. 316	571341*	571342*	571344*
Supa Standard Lever/Lever	240mm	92	Int. 304/ Ext. 304	570401	570402	570404
Supa Standard Lever/Lever	240mm	92	Int. 304/ Ext. 316	571401	571402	571404
Supa Standard Lever/Lever	240mm	92/62	Int. 304/ Ext. 304	570441	570442	570444
Supa Standard Lever/Lever	240mm	92/62	Int. 304/ Ext. 316	571441	571442	571444
Supa Standard Lever/Pad	240mm	92	Int. 304/ Ext. 304	570431	570432	570434
Supa Standard Lever/Pad	240mm	92	Int. 304/ Ext. 316	571431	571432	571434
Supa Standard Lever/Pad	240mm	92/62	Int. 304/ Ext. 304	570451	570452	570454
Supa Standard Lever/Pad	240mm	92/62	Int. 304/ Ext. 316	571451	571452	571454
Supa Standard Lever/Blank	240mm	92	Int. 304/ Ext. 304	570461	570462	570464
Supa Standard Lever/Blank	240mm	92	Int. 304/ Ext. 316	571461*	571462	571464*
Supa Standard Lever/Blind	240mm	92/0	Int. 304/ Ext. 304	570471	570472	570474
Supa Standard Lever/Blind	240mm	92/0	Int. 304/ Ext. 316	571471*	571472	571474*

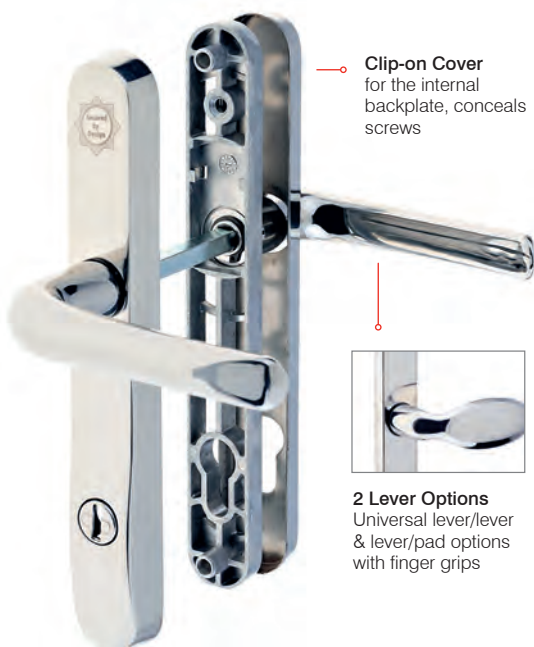
*Special order

SupaSecure™ Door Handle

Enhanced Security, Stainless Steel



PRODUCT INFORMATION



Clip-on Cover
for the internal
backplate, conceals
screws



2 Lever Options
Universal lever/lever
& lever/pad options
with finger grips

The Supa™ Secure door handle is part of Mila's stainless steel range and has a raft of intelligent design features:

- Anti-grip chamfered backplate shoulders provide mole-grip resistance
- Cast steel backplate provides anti-jimmy resistance
- Anti-drill rotating disc shields the cylinder face from attack, preventing a drill bit from penetrating the cylinder
- Anti-snap integrated cylinder guard, visible within the raised backplate design, encases the cylinder to protect it from attack - no need for an anti-snap cylinder
- Stainless steel grade 304 as standard. Option of grade 316 marine grade stainless steel, suitable for coastal regions & areas of high pollution
- Independently tested at Exova to PAS 024: 2016, TS007: 2014 and A1: 2015
- Corrosion resistance - independently tested to 1000 hours salt spray
- Police Preferred Specification - Secured by Design accredited, SBD logo etched onto external backplate acts as a visual deterrent
- BSI 2 star Kitemark accredited - logo etched onto internal backplate for home-owner peace-of-mind
- Please refer to our Stainless Steel Postcode Finder at the back of the catalogue to choose the most suitable grade of stainless steel for your application

FINISHES



Polished Gold Stainless



Polished Stainless



Brushed Stainless

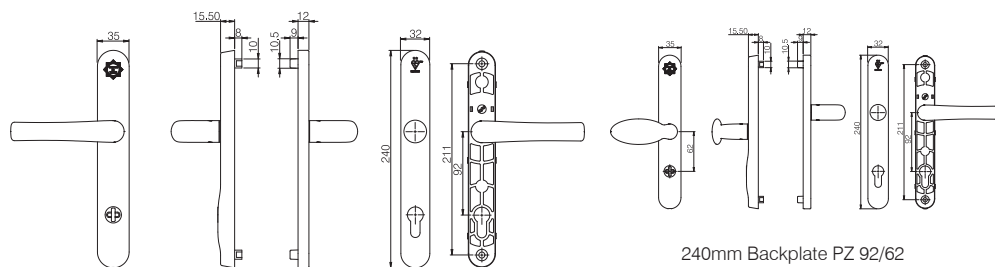
SupaSecure™ Door Handle

Enhanced Security, Stainless Steel

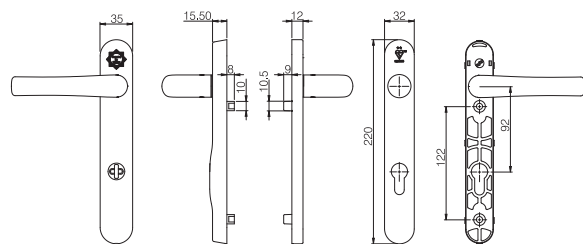
SUPA™

Stainless Steel

TECHNICAL DRAWINGS



240mm Backplate PZ 92



220mm Backplate PZ 92

GUARANTEES




PART NUMBERS

Description	Backplate Length	PZ	Stainless Steel Grade	Polished Gold Stainless	Polished Stainless	Brushed Stainless
SupaSecure Lever/Lever	220mm	92	Int. 304/ Ext. 304	570124	570121	570122
SupaSecure Lever/Lever	220mm	92	Int. 304/ Ext. 316	571124*	571121	571122*
SupaSecure Lever/Lever	240mm	92	Int. 304/ Ext. 304	570204	570201	570202
SupaSecure Lever/Lever	240mm	92	Int. 304/ Ext. 316	571204	571201	571202
Supa Secure Lever/Lever	240mm	92/62	Int. 304/ Ext. 316	571224	571221	571222
SupaSecure Lever/Lever	240mm	92/62	Int. 304/ Ext. 304	570224	570221	570222
SupaSecure Lever/Pad	240mm	92/62	Int. 304/ Ext. 316	571234	571231	571232
SupaSecure Lever/Pad	240mm	92/62	Int. 304/ Ext. 304	570234	570231	570232

Supa™ Inline Pull Bar

Stainless Steel

PRODUCT INFORMATION



Supa™ is Mila's Stainless Steel product range.

- Inline pull bar - available in a range of lengths from 400mm to 1800mm
- 3 finishes - brushed stainless steel, duo stainless and duo gold stainless
- Duo finish options feature polished stainless steel ends combined with a brushed stainless steel centre. Intelligent design which looks stylish and conceals fingermarks
- Stainless steel - options of 304 & 316 marine grade stainless steel which is suitable for coastal regions & areas of high pollution
- Universal - suitable for both left and right handed doors
- Salt spray tested to 1000 hours for proven corrosion resistance
- 1 bar, 3 ways to fix it - through fix, concealed fix or back-to-back
- Suites with Mila's Supa™ Stainless Steel door furniture range
- Please refer to our Stainless Steel Postcode Finder at the back of the catalogue to choose the most suitable grade of stainless steel for your application

3 FIXING OPTIONS



Back to Back Fix



Through Fix



Concealed Fix

FINISHES



Brushed Stainless



Duo Stainless



Duo Gold

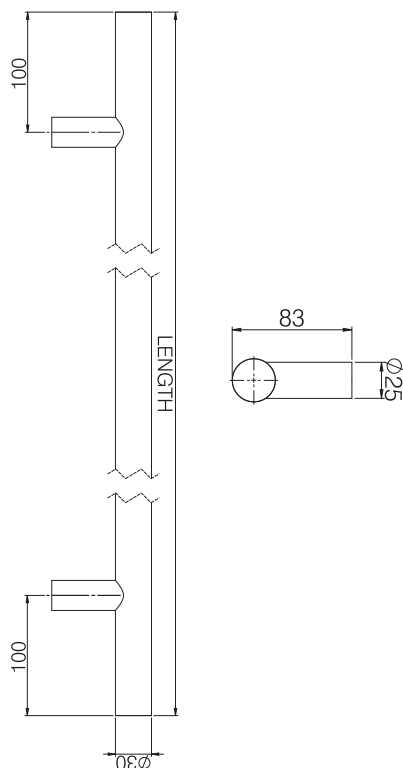
Supa™ Inline Pull Bar

Stainless Steel

SUPA™

**Stainless
Steel**

TECHNICAL DRAWINGS



GUARANTEE



SupaSecure™ Escutcheon

See page
306

- Stainless steel grade 304
- Anti-drill rotating disc shields the cylinder face from attack
- Anti-snap integrated cylinder guard encases the cylinder - removing need for an anti-snap cylinder
- Independently tested to the enhanced security requirements of PAS24: 2016
- Meets the requirements of Approved Document Q
- Secured by Design accredited
- TS007: 2014 and A1: 2015
- BSI 2 Star Kitemark accredited

PART NUMBERS

Description	Type	Steel Grade	Bar Length (mm)	Fixings	Brushed Stainless	Duo Stainless	Duo Gold
Supa Pull Bar	Inline	304	400mm	2	573102	573100	573103
Supa Pull Bar	Inline	304	600mm	2	573112	573110	573113
Supa Pull Bar	Inline	304	800mm	2	573122	573120	573123
Supa Pull Bar	Inline	304	1000mm	2	573132	573130	573133
Supa Pull Bar	Inline	304	1200mm	2	573142	573140	573143
Supa Pull Bar	Inline	304	1400mm	3	573152	-	-
Supa Pull Bar	Inline	304	1600mm	3	573162	-	-
Supa Pull Bar	Inline	304	1800mm	3	573172	573170	573173

Also available in Grade 316 on special order, please contact our sales team

Supa™ Offset Pull Bar


Stainless Steel

PRODUCT INFORMATION

Supa™ is Mila's Stainless Steel range.

- The offset pull bar is available in a range of lengths from 400mm to 1800mm
- 3 finishes - brushed stainless steel, duo stainless and duo gold stainless
- Duo finish options feature polished stainless steel ends combined with a brushed stainless steel centre. Intelligent design which looks stylish and conceals fingermarks
- Long lasting stainless steel - options of 304 & 316 marine grade stainless steel which is suitable for coastal regions & areas of high pollution
- Universal - suitable for both left and right handed doors
- 1 bar, 3 ways to fix it - through fix, concealed fix or back-to-back
- Corrosion resistance - independently tested to 1000 hours
- Suites with Mila's Supa™ Stainless Steel door furniture range
- Please refer to our Stainless Steel Postcode Finder at the back of the catalogue to choose the most suitable grade of stainless steel for your application

3 FIXING OPTIONS



Back to Back Fix



Through Fix



Concealed Fix

FINISHES



Brushed Stainless

Duo Stainless
(polished & brushed)Duo Gold
(polished & brushed)

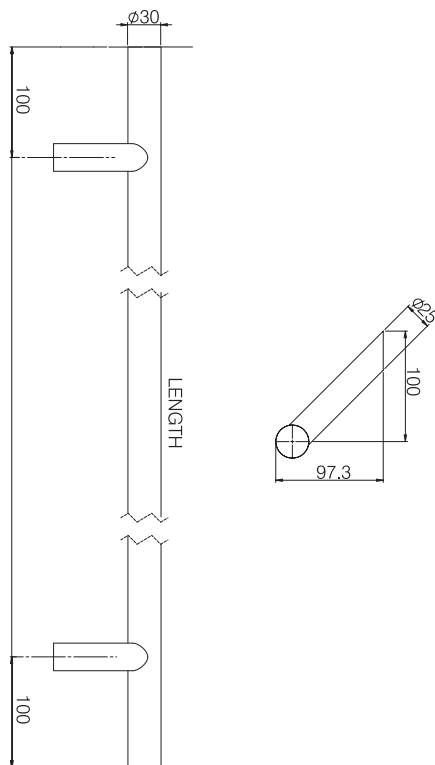
Supa™ Offset Pull Bar

Stainless Steel

SUPA™

**Stainless
Steel**

TECHNICAL DRAWINGS



GUARANTEE



SupaSecure™ Escutcheon

See page
311

- Stainless steel grade 304
- Anti-drill rotating disc shields the cylinder face from attack
- Anti-snap integrated cylinder guard encases the cylinder - removing need for an anti-snap cylinder
- Independently tested to the enhanced security requirements of PAS24: 2016
- Meets the requirements of Approved Document Q
- Secured by Design accredited
- TS007: 2014 and A1: 2015
- BSI 2 Star Kitemark accredited

PART NUMBERS

Description	Type	Steel Grade	Bar Length (mm)	Fixings	Brushed Stainless	Duo Stainless	Duo Gold
Supa Pull Bar	Offset	304	400	2	573002	573000	573003
Supa Pull Bar	Offset	304	600	2	573012	573010	573013
Supa Pull Bar	Offset	304	800	2	573022	573020	573023
Supa Pull Bar	Offset	304	1000	2	573032	573030	573033
Supa Pull Bar	Offset	304	1200	2	573042	573040	573043
Supa Pull Bar	Offset	304	1400	3	573052	-	-
Supa Pull Bar	Offset	304	1600	2	573062	-	-
Supa Pull Bar	Offset	304	1800	2	573072	-	-

Also available in Grade 316 on special order, please contact our sales team

Supa™ D Pull Bar

Stainless Steel

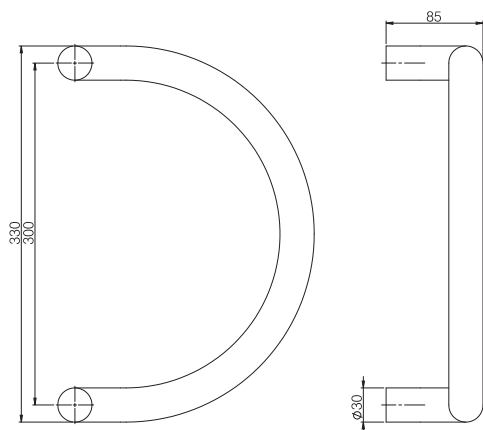
PRODUCT INFORMATION



Supa™ is Mila's Stainless Steel range.

- The D shaped pull bar is manufactured from stainless steel grade 304
- Universal - suits both left and right handed doors
- 1 bar, 3 ways to fix it - through fix, concealed fix or back-to-back
- Corrosion resistance - independently tested to 1000 hours salt spray
- Please refer to our Stainless Steel Postcode Finder at the back of the catalogue to choose the most suitable grade of stainless steel for your application

TECHNICAL DRAWINGS



GUARANTEES



PART NUMBERS

Description	Stainless Steel Grade	Bar Length (mm)	Brushed Stainless
Supa Pull Bar, D Shape	304	330mm	573202

Supa™ V Pull Bar

Stainless Steel

SUPA™

**Stainless
Steel**

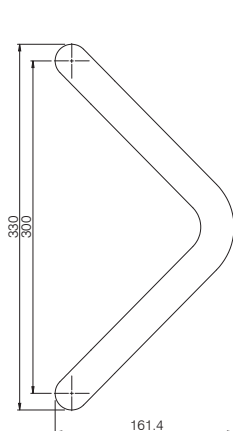
PRODUCT INFORMATION



Supa™ is Mila's Stainless Steel range.

- The V shaped pull bar is manufactured from stainless steel grade 304
- Universal - suits both left and right handed doors
- 1 bar, 3 ways to fix it - through fix, concealed fix or back-to-back
- Corrosion resistance - independently tested to 1000 hours salt spray
- Please refer to our Stainless Steel Postcode Finder at the back of the catalogue to choose the most suitable grade of stainless steel for your application

TECHNICAL DRAWINGS



GUARANTEES



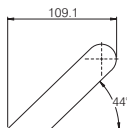
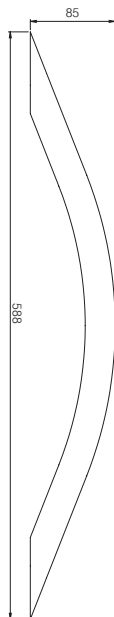
PART NUMBERS

Description	Stainless Steel Grade	Bar Length (mm)	Brushed Stainless
Supa Pull Bar, V Shape	304	330mm	573212

Supa™ Bow Pull Bar

Stainless Steel


PRODUCT INFORMATION



Supa™ is Mila's Stainless Steel range.

- The bow shaped pull bar is manufactured from stainless steel grade 304
- Universal - suitable for both left and right handed doors
- 1 bar, 3 ways to fix it - through fix, concealed fix or back-to-back
- Corrosion resistance - independently tested to 1000 hours
- Suites with Mila's Supa™ Stainless Steel door furniture range which include escutcheons
- Please refer to our Stainless Steel Postcode Finder at the back of the catalogue to choose the most suitable grade of stainless steel for your application

3 FIXING OPTIONS



Back to Back Fix



Through Fix



Concealed Fix

PART NUMBERS

Description	Shape	Bar Length (mm)	Brushed Stainless
Supa Pull Bar	Bow	588mm	573222

GUARANTEES



Supa™ Door Knob

Stainless Steel

SUPA™

**Stainless
Steel**

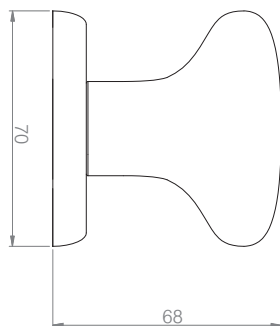
PRODUCT INFORMATION



- The Supa™ door knob is manufactured from stainless steel grade 316
- Universal - suitable for both left and right handed doors
- Available in 5 finishes - duo gold, duo stainless, brushed stainless, polished stainless and polished gold
- Duo finish options feature polished stainless steel rose combined with a brushed stainless steel knob. Intelligent design which looks stylish and conceals fingermarks
- 2 fixing options - through fix or concealed fix (see drawings on page 154)
- Corrosion resistance - independently tested to 1000 hours
- Suites with Mila's Supa™ Stainless Steel door furniture range which include escutcheons



TECHNICAL DRAWINGS



FINISHES



Duo Gold



Polished Gold



Duo Stainless



Polished Stainless



Brushed Stainless

PART NUMBERS

Description	Shape	Duo Gold	Polished Gold	Duo Stainless	Polished Stainless	Brushed Stainless
Supa Door	Knob - through-fix	574003	-	574000	-	574002
Supa Door	Knob - concealed-fix	574013	574004	574010	574001	574012

SupaStyle™ Fire Rated

Stainless Steel Letterplate



PRODUCT INFORMATION



Mila's Supa™ Style Stainless fire-rated letterplate is both FD 30 and FD60 compliant for up to 60 minutes resistance to fire.



- Supa™ stainless steel coloured flap with matt black powder coated frame
- Manufactured with stainless steel grade 304 flap and zinc alloy frame
- An intumescent liner provides in excess of 60 minutes fire resistance
- Concealed flap operating mechanism - patented design
- Internal and external thumb access for ease of use
- Both external and internal flaps open to 180° when fully open without over stressing
- Smart frame design prevents abrasive action against the flap during operation
- Suitable for door thicknesses 40mm - 80mm
- Tested to BS 476: Pt 20 & 22: 1987
- Independently fire tested at Trada to FD60, achieving a 60 minute rating
- Independently tested to 50,000 cycles for operational reliability
- Independently salt spray tested to 1000 hours for corrosion resistance
- Available in 3 colours which suite perfectly with Mila's Supa™ stainless steel door furniture range

CAUTION Letterplate **MUST** be fitted with intumescent liner provided and positioned in door as per fitting instructions also provided to comply with fire regulations

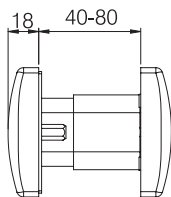
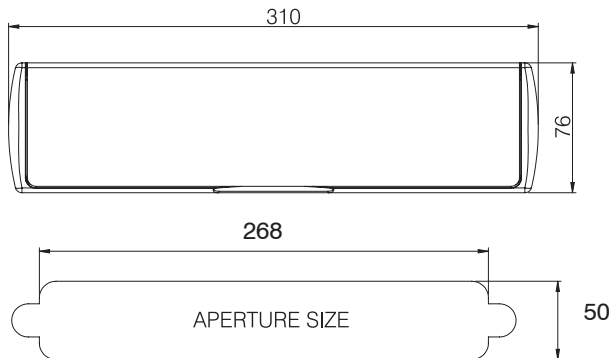
Supa™ Style Fire Rated

Stainless Steel Letterplate

SUPA™

**Stainless
Steel**

TECHNICAL DRAWINGS



CLOSE-UP



Weather Sealing
external foam and
internal nylon brushes



**TechTape
Protected**
easy-peel film



Telescopic Sleeves
to suit most door
thicknesses

GUARANTEES & ACCREDITATIONS



FINISHES



Brushed Stainless



Polished Stainless



Polished Gold Stainless

PART NUMBERS

Description	Size	Brushed Stainless	Polished Stainless	Gold Stainless
SUPAStyle Fire Rated Letterplate	20-40mm	110932F	110931F	110934F

SupaStyle™ Letterplate

Stainless Steel

PRODUCT INFORMATION



Mila's Supa™ Style Stainless steel letterplate is beautifully designed and manufactured from high quality stainless steel for a long-lasting finish.



- Stainless steel flap with powder coated zinc frame finished in matt black
- Manufactured with stainless steel grade 304 flap and zinc alloy frame
- Concealed flap operating mechanism - patented
- Internal and external thumb access for ease of use
- Both external and internal flaps open to 180° when fully open without over stressing
- Smart frame design prevents abrasive action against the flap during operation
- Suitable for door thicknesses

40mm - 80mm

- Independently tested to 50,000 cycles for operational reliability
- Independently salt spray tested to 1000 hours for corrosion resistance
- Available in 3 colours which suite perfectly with Mila's Supa™ stainless steel door furniture range
- Designed in-house

**Supa™ Stainless
Steel Letterplate Cowl
Available**

PAGE
384

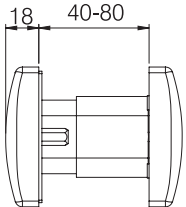
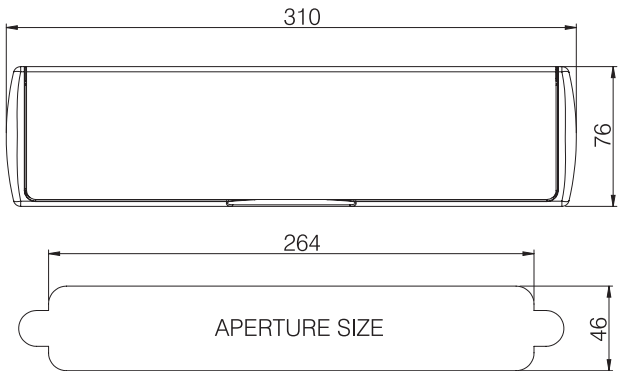
SupaStyle™ Letterplate

Stainless Steel

SUPA™

**Stainless
Steel**

TECHNICAL DRAWINGS



CLOSE-UP



Weather Sealing
external foam and
internal nylon brushes



**TechTape
Protected**
easy-peel film



Telescopic Sleeves
to suit most door
thicknesses


GUARANTEES




FINISHES



Brushed Stainless



Polished Stainless



Polished Gold Stainless

PART NUMBERS

Description	Size	Brushed Stainless	Polished Stainless	Polished Gold Stainless
SupaStyle Letterplate	40-80mm	110932	110931	110934



The only duo finish stainless steel
pull bar handles on the market.
Supa™

Supa™ Letterplate Cowl

Stainless Steel

SUPA™


Stainless Steel

PRODUCT INFORMATION



- Security enhancement
- Reduces vulnerability to 'letterbox fishing'
- Manufactured from stainless steel grade 304
- Quick to install during manufacture
- Simple to retro-fit on site
- Fits around the letterbox on the internal side of the door
- Suitable for use with most letterboxes & residential doors

TECHNICAL DRAWINGS



PART NUMBERS

GUARANTEE

Description	Brushed Stainless	Polished Stainless
Supa Stainless Steel Letterplate Cowl	111002	111000



Supa™ Ponytail Door Knocker

Stainless Steel

PRODUCT INFORMATION



- Supa™ stainless steel door knockers
- Manufactured from grade 316 stainless steel which is suitable for coastal regions and areas of high pollution
- Independently tested to 1000 hours salt spray for corrosion resistance
- Available in 4 stainless steel finishes including 2 contemporary duo finishes
- Duo finishes feature a brushed stainless steel knocker combined with a polished stainless steel striker plate

GUARANTEES



FINISHES



Polished Stainless



Brushed Stainless



Duo Polished
Gold Stainless



Duo Polished
Stainless

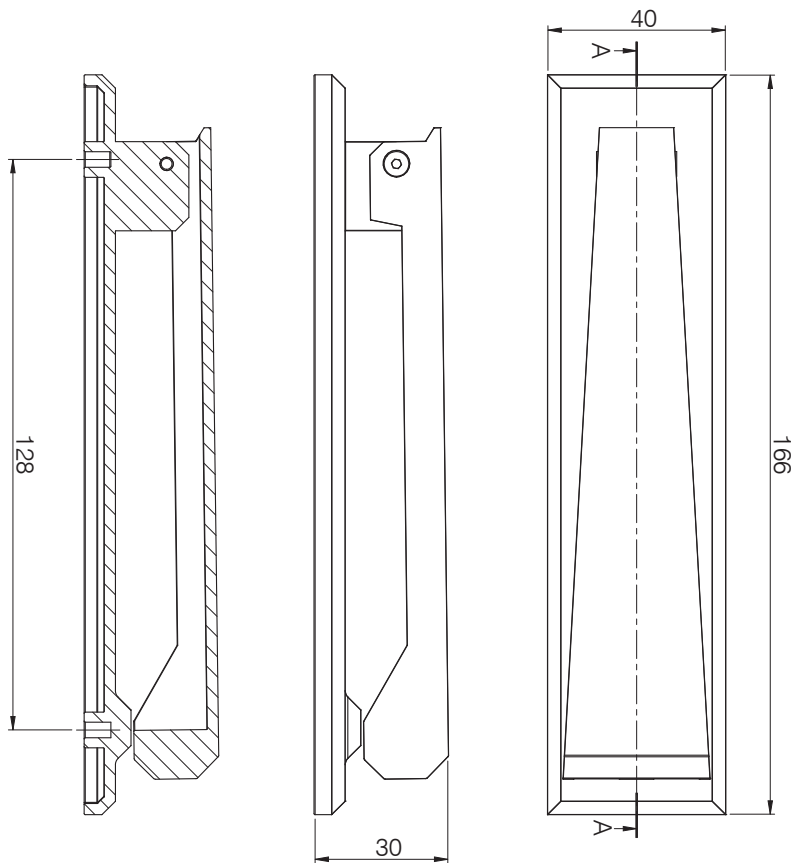
Supa™ Ponytail Door Knocker

Stainless Steel

SUPA™

Stainless Steel

TECHNICAL DRAWINGS



PART NUMBERS

Description	Polished Stainless	Brushed Stainless	Duo Polished Gold Stainless	Duo Polished Stainless
Supa™ Door Knocker	590131	590132	590133	590132

SupaSecure™ Escutcheon

Stainless Steel Security



PRODUCT INFORMATION

Anti-Grip
chamfered
shoulders
provide anti
mole-grip
resistance

Anti-Drill
rotating disc
shields the
cylinder face
from attack,
preventing a
drill bit from
penetrating the
cylinder

Visual Deterrent
Secured by Design logo
etched onto face

BSI Kitemark
A symbol of trust, the BSI
Kitemark logo is etched
onto the internal face of the
escutcheon for home owner
peace of mind



- TS007 2 star
- To be used in conjunction with TS007 1 star cylinder
- Enhanced security stainless steel escutcheon
- Manufactured from 304 stainless steel
- Anti-drill rotating disc shields the cylinder face from attack, preventing a drill bit from penetrating the cylinder
- Anti-snap integrated cylinder guard, visible within the raised backplate design, encases the cylinder to protect it from attack - no need for an anti-snap cylinder
- Salt spray tested to 480 hours for proven weather resistance
- Independently tested to the enhanced security requirements of PAS24: 2012
- Police preferred specification - Secured by Design accredited
- Independently tested by BSI - 2 star kitemarked
- Suitable for PVCu, timber & aluminium applications
- Available in 3 suited finishes - polished stainless, polished gold stainless and brushed stainless

SupaSecure™ Escutcheon

Stainless Steel Security

SUPA™

**Stainless
Steel**

FINISHES



Polished
Stainless



Polished PVD Gold
Stainless

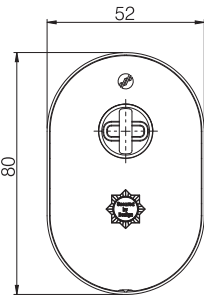


Brushed
Stainless

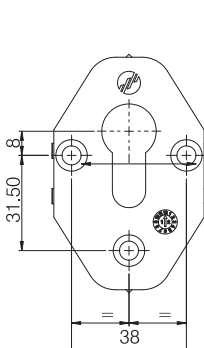

GUARANTEES



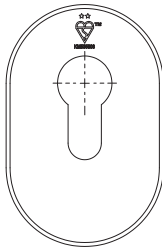
TECHNICAL DRAWINGS



External



Internal



PART NUMBERS

Description

SupaSecure™ Escutcheon

Stainless Steel
Grade

304

Polished
Stainless

579081

Polished Gold
Stainless

579084

Brushed
Stainless

579082

SupaSecure™ Pull Escutcheon

Stainless Steel Security



PRODUCT INFORMATION

Anti-Grip
chamfered shoulders
provide anti mole-grip
resistance

Anti-Drill
rotating disc
shields the
cylinder face from
attack, preventing
a drill bit from
penetrating the
cylinder

Ease-of-Use
pull facility on both
internal and external
faces



- TS007 2 star
- To be used in conjunction with TS007 1 star cylinder
- Enhanced security stainless steel escutcheon
- Manufactured from 304 stainless steel
- Anti-drill rotating disc shields the cylinder face from attack, preventing a drill bit from penetrating the cylinder
- Anti-snap integrated cylinder guard, visible within the raised backplate design, encases the cylinder to protect it from attack - no need for an anti-snap cylinder
- Pull facility on both internal and external faces for ease of use
- Salt spray tested to 480 hours for proven weather resistance
- Independently tested to the enhanced security requirements of PAS24: 2012

- Police preferred specification - Secured by Design accredited
- Independently tested by BSI - 2 star kitemarked
- Suitable for PVCu, timber & aluminium applications
- Available in 3 suited finishes - polished stainless, polished gold stainless and brushed stainless

BSI Kitemark

A symbol of trust, the BSI Kitemark logo is etched onto the internal face of the escutcheon for home owner peace-of-mind



SupaSecure™ Pull Escutcheon

Stainless Steel Security

SUPA™

**Stainless
Steel**

FINISHES



Polished
Stainless



Polished PVD Gold
Stainless




Brushed
Stainless

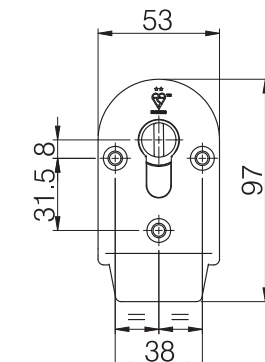
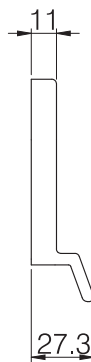
GUARANTEES



TECHNICAL DRAWINGS



External



Internal

PART NUMBERS

Description

SupaSecure™ Pull Escutcheon

Stainless Steel
Grade

304

Polished
Stainless

579061

Polished Gold
Stainless

579064

Brushed
Stainless

579062

Supa™ Pull Escutcheon

Stainless Steel

PRODUCT INFORMATION



- Manufactured from 304 stainless steel, suitable for coastal regions & areas of high pollution
- Suitable for use with all euro cylinders
- Available in 3 suited finishes
- Salt spray tested to 480 hours for proven weather resistance
- Suitable for PVCu, timber & aluminium doors
- Simple-to-fit

GUARANTEES



FINISHES



Polished
Stainless

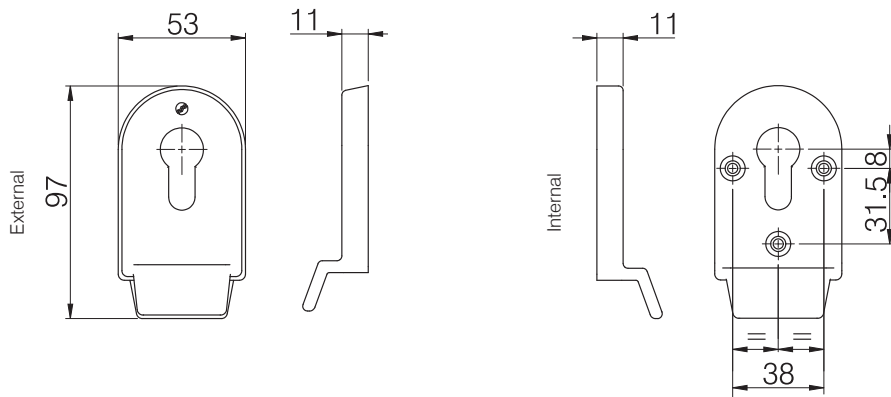


Brushed
Stainless



Brushed Gold
Stainless

TECHNICAL DRAWINGS



PART NUMBERS

Description	Stainless Steel Grade	Polished Stainless	Polished Gold Stainless	Brushed Stainless
Supa™ Pull Escutcheon	304	579041	579044	579042

Supa™ Escutcheon

Stainless Steel

SUPA™

**Stainless
Steel**

PRODUCT INFORMATION



- Manufactured from 304 stainless steel, suitable for coastal regions & areas of high pollution
- Two screw fixing, no pre-drilling required
- Suitable for use with all euro cylinders
- Available in 3 suited finishes
- Salt spray tested to 480 hours for proven weather resistance
- Suitable for PVCu, timber & aluminium doors
- Simple-to-fit

GUARANTEES



FINISHES



Polished
Stainless

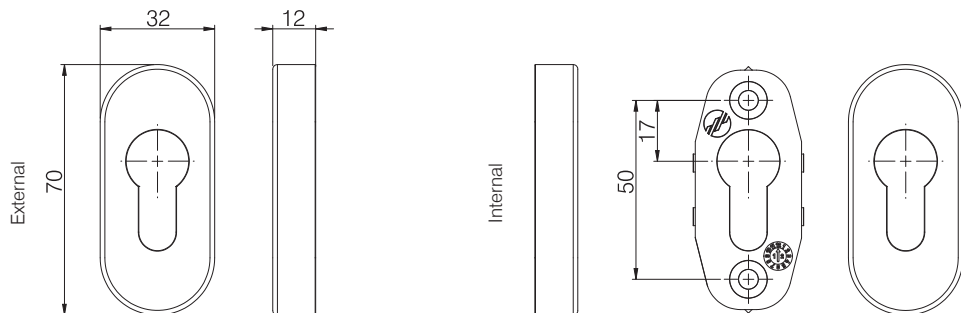


Brushed
Stainless



Brushed Gold
Stainless

TECHNICAL DRAWINGS



PART NUMBERS

Description	Stainless Steel Grade	Polished Stainless	Polished Gold Stainless	Brushed Stainless
Supa™ Standard Escutcheon	316	579021	579024	579022
Supa™ Standard Escutcheon	304	579001	579004	579002

Which Stainless Steel Grade? Postcode Finder

Use our postcode finder to help you select the correct grade of stainless steel.
For all of the areas highlighted below, Mila recommends SUPA™ stainless steel Grade 316.

AREA	POST-CODE										
Aberdeen	AB	AB10	AB11	AB12	AB13	AB14	AB15	AB16	AB21	AB22	AB23
Birmingham	B	B20	B21	B43	B63	B64	B65	B66	B67	B68	B70
Blackburn	BB	BB1	BB2	BB3	BB3	BB5	BB6	BB8	BB10	BB11	BB12
Bournemouth	BH	BH1	BH2	BH3	BH4	BH5	BH6	BH7	BH8	BH9	BH10
Bolton	BL	BL0	BL1	BL2	BL3	BL4	BL6	BL7	BL8	BL9	
Brighton	BN	BN1	BN2	BN3	BN5	BN6	BN7	BN8	BN9	BN10	BN11
Bristol	BS	BS1	BS2	BS3	BS4	BS5	BS6	BS7	BS8	BS9	BS10
Northern Ireland	BT	BT1	BT2	BT3	BT4	BT5	BT6	BT7	BT8	BT9	BT10
Carlisle	CA	CA7	CA14	CA15	CA18	CA19	CA20	CA21	CA22	CA27	CA28
Cardiff	CF	CF3	CF5	CF10	CF11	CF14	CF23	CF31	CF32	CF33	CF34
Chester	CH	CH1	CH2	CH4	CH5	CH6	CH8	CH41	CH42	CH43	CH44
Chelmsford	CM	CM0	CM9								
Colchester	CO	CO1	CO2	CO5	CO7	CO11	CO12	CO13	CO14	CO15	CO16
Canterbury	CT	CT2	CT3	CT5	CT6	CT7	CT8	CT9	CT10	CT11	CT12
Coventry	CV	CV9	CV10	CV11	CV12						
Crewe	CW	CW1	CW2	CW5	CW7	CW8	CW9	CW10			
Dartford	DA	DA1	DA2	DA3	DA4	DA8	DA9	DA10	DA11	DA12	DA17
Dundee	DD	DD1	DD2	DD3	DD4	DD5	DD6	DD7	DD10	DD11	
Dumfries	DG	DG1	DG2	DG5	DG6	DG7	DG8	DG9	DG12	DG16	
Durham	DH	DH1	DH4	DH5	DH6						
Darlington	DL	DL1	DL3	DL4	DL5						
Doncaster	DN	DN14	DN15	DN16	DN17	DN18	DN19	DN31	DN32	DN33	DN34
Dorchester	DT	DT1	DT2	DT3	DT4	DT5	DT6	DT7			
Dudley	DY	DY1	DY2	DY3	DY4	DY5	DY6	DY8			
Edinburgh	EH	EH1	EH2	EH3	EH4	EH5	EH6	EH7	EH8	EH9	EH10
		EH25	EH28	EH29	EH30	EH31	EH32	EH33	EH34	EH35	EH39
Exeter	EX	EX1	EX2	EX3	EX4	EX6	EX7	EX8	EX9	EX10	EX12
Falkirk	FK	FK2	FK3	FK5	FK6	FK7	FK10	FK11	FK12	FK13	FK14
Blackpool	FY	FY0	FY1	FY2	FY3	FY4	FY5	FY6	FY7	FY8	
Gloucester	GL	GL2	GL10	GL11	GL12	GL13	GL14				
Guernsey	GY	GY1	GY2	GY3	GY4	GY5	GY6	GY7	GY8	GY9	GY10

Key:

Coastal
Area

High Pollution
Area

AB24	AB25	AB41	AB42	AB43	AB45	AB56							
B71	B77	B78	B79										
BH11	BH12	BH13	BH14	BH15	BH16	BH17	BH18	BH19	BH20	BH22	BH23	BH25	
BN12	BN13	BN14	BN15	BN16	BN17	BN18	BN20	BN21	BN22	BN23	BN24	BN25	
BS11	BS13	BS14	BS15	BS16	BS20	BS21	BS22	BS23	BS24	BS25	BS26	BS29	
BT11	BT12	BT13	BT14	BT15	BT16	BT17	BT18	BT19	BT20	BT21	BT22	BT23	
CF35	CF38	CF61	CF62	CF63	CF64	CF71	CF83						
CH45	CH46	CH47	CH48	CH60	CH61	CH62	CH63	CH64	CH65	CH66			
CT13	CT14	CT15	CT16	CT17	CT18	CT19	CT20	CT21					
DA18													
DN35	DN36	DN40	DN41										
EH11	EH12	EH13	EH14	EH15	EH16	EH17	EH18	EH19	EH20	EH21	EH22	EH24	
EH40	EH42	EH49	EH51	EH52									
EX13	EX23	EX24	EX31	EX33	EX34	EX35	EX39						
FK15													

Which Stainless Steel Grade? Postcode Finder

Use our postcode finder to help you select the correct grade of stainless steel.

For all of the areas highlighted below, Mila recommends SUPA™ stainless steel Grade 316.

AREA	POST-CODE										
Huddersfield	HD	HD1	HD2	HD3	HD4	HD5	HD6	HD12	HD13	HD14	
Hebribes	HS	HS1	HS2	HS3	HS4	HS5	HS6	HS7	HS8	HS9	
Kingston upon Hull	HU	HU1	HU2	HU3	HU4	HU5	HU6	HU7	HU8	HU9	HU10
Isle of Man	IM	IM1									
Ipswich	IP	IP1	IP2	IP3	IP4	IP5	IP9	IP10	IP11	IP12	IP15
Inverness	IV	IV1	IV2	IV3	IV4	IV5	IV6	IV7	IV8	IV9	IV10
Inverness	IV	IV24	IV25	IV26	IV27	IV30	IV31	IV32	IV36	IV40	IV41
		IV56									
Jersey	JE	JE2	JE3								
Kilmarnock	KA	KA1	KA2	KA6	KA7	KA8	KA9	KA10	KA11	KA12	KA13
Kirkwall	KW	KW1	KW2	KW3	KW5	KW6	KW7	KW8	KW9	KW10	KW14
Kirkcaldy	KY	KY1	KY2	KY3	KY4	KY5	KY6	KY7	KY8	KY9	KY10
Liverpool	L1	L1	L2	L3	L4	L5	L6	L7	L8	L9	L10
		L24	L25	L26	L27	L29	L30	L37	L38		
Lancaster	LA	LA2	LA3	LA3	LA4	LA5	LA7	LA11	LA12	LA13	LA14
Leicester	LE	LE65	LE67								
Llandudno	LL	LL11	LL12	LL13	LL14	LL17	LL18	LL19	LL22	LL28	LL29
		LL45	LL46	LL47	LL48	LL49	LL50	LL51	LL52	LL53	LL54
		LL68	LL69	LL70	LL71	LL72	LL73	LL74	LL75	LL76	LL77
Lincoln	LN	LN11	LN12	LN13							
Leeds	LS	LS7	LS8	LS9							
Manchester	M	M3	M5	M6	M11	M12	M18	M25	M27	M28	M34
Medway	ME	ME1	ME2	ME3	ME4	ME5	ME7	ME8	ME9	ME10	ME11
Newcastle upon Tyne	NE	NE1	NE2	NE3	NE4	NE5	NE6	NE7	NE8	NE9	NE10
		NE32	NE33	NE34	NE35	NE36	NE37	NE38	NE62	NE63	NE66
Nottingham	NG	NG4	NG5	NG6							
Newport	NP	NP10	NP16	NP18	NP19	NP20	NP26				
Norwich	NR	NR23	NR25	NR26	NR27	NR28	NR29	NR30	NR31	NR32	NR33
Oldham	OL	OL1	OL2	OL4	OL5	OL6	OL7	OL8			

Key:

Coastal
Area

High Pollution
Area

HU11	HU12	HU13	HU14	HU15	HU16	HU18	HU19					
IP16	IP17	IP18	IP19									
IV11	IV12	IV13	IV14	IV15	IV16	IV17	IV18	IV19	IV20	IV21	IV22	IV23
IV42	IV43	IV44	IV45	IV46	IV47	IV48	IV49	IV51	IV52	IV53	IV54	IV55
KA19	KA20	KA21	KA22	KA23	KA24	KA25	KA26	KA27	KA28	KA29	KA30	
KW15	KW16	KW17										
KY11	KY12	KY14	KY15	KY16								
L11	L12	L13	L14	L15	L16	L17	L18	L19	L20	L21	L22	L23
LA16	LA17	LA18	LA19									
LL30	LL31	LL32	LL33	LL34	LL35	LL36	LL37	LL38	LL39	LL42	LL43	LL44
LL55	LL56	LL57	LL58	LL59	LL60	LL61	LL62	LL63	LL64	LL65	LL66	LL67
LL78												
M43												
ME12	ME13											
NE11	NE13	NE15	NE22	NE23	NE24	NE25	NE26	NE27	NE28	NE29	NE30	NE31
NE67	NE68	NE69	NE70									
NR34												

Which Stainless Steel Grade? Postcode Finder

Use our postcode finder to help you select the correct grade of stainless steel.
For all of the areas highlighted below, Mila recommends SUPA™ stainless steel Grade 316.

AREA	POST-CODE										
Paisley	PA	PA7	PA8	PA14	PA15	PA16	PA17	PA18	PA19	PA20	PA
		PA34	PA35	PA36	PA37	PA38	PA41	PA42	PA43	PA44	PA
		PA68	PA69	PA70	PA71	PA72	PA73	PA74	PA75	PA76	PA
Peterborough	PE	PE12	PE21	PE22	PE24	PE25	PE30	PE31	PE35	PE36	
Perth	PH	PH2	PH14	PH33	PH34	PH35	PH36	PH38	PH39	PH40	PH
Plymouth	PL	PL1	PL2	PL3	PL4	PL5	PL6	PL8	PL9	PL10	PL
		PL32	PL33	PL34	PL35						
Portsmouth	PO	PO2	PO2	PO3	PO4	PO5	PO6	PO7	PO9	PO10	PO
		PO31	PO32	PO33	PO34	PO35	PO36	PO37	PO38	PO39	PO
Preston	PR	PR3	PR4	PR8	PR9						
Romford	RM	RM9	RM13	RM15	RM16	RM17	RM18	RM19	RM20		
Sheffield	S	S1	S2	S3	S4	S5	S7	S8	S9	S10	S
		S72	S73	S74	S75						
Swansea	SA	SA1	SA2	SA3	SA4	SA5	SA6	SA7	SA8	SA10	SA
		SA42	SA43	SA44	SA45	SA46	SA47	SA61	SA62	SA64	SA
Stockport	SK	SK9	SK10	SK11							
Southampton	SO	SO14	SO15	SO16	SO17	SO18	SO19	SO31	SO40	SO41	SO
Sunderland	SR	SR1	SR2	SR3	SR4	SR5	SR6	SR7	SR8		
Southend on Sea	SS	SS0	SS1	SS2	SS3	SS4	SS5	SS6	SS7	SS8	SS
Stoke on Trent	ST	ST1	ST2	ST3	ST4	ST5	ST6	ST7	ST8	ST9	
Shrewsbury	SY	SY23	SY24	SY25							
Taunton	TA	TA4	TA5	TA6	TA7	TA8	TA9	TA22	TA23	TA24	
Galashiels	TD	TD11	TD13	TD14	TD15						
Royal Tunbridge Wells	TN	TN28	TN29	TN31	TN33	TN34	TN35	TN36	TN37	TN38	TN
Torquay	TQ	TQ1	TQ2	TQ3	TQ4	TQ5	TQ6	TQ7	TQ8	TQ9	TQ
Truro	TR	TR1	TR2	TR3	TR4	TR5	TR6	TR7	TR8	TR9	TR
Teesside	TS	TS1	TS2	TS3	TS4	TS5	TS6	TS7	TS10	TS11	TS

Key:

Coastal
Area

High Pollution
Area

21	PA22	PA23	PA24	PA25	PA26	PA27	PA28	PA29	PA30	PA31	PA32	PA33
45	PA46	PA47	PA48	PA49	PA60	PA61	PA62	PA63	PA64	PA65	PA66	PA67
77	PA78	PA80										
41	PH42	PH43	PH44	PH49	PH50							
11	PL12	PL13	PL22	PL23	PL24	PL25	PL26	PL27	PL28	PL29	PL30	PL31
11	PO12	PO13	PO14	PO15	PO16	PO17	PO18	PO19	PO20	PO21	PO22	PO30
40	PO41											
11	S12	S13	S20	S60	S61	S62	S63	S64	S65	S66	S70	S71
11	SA12	SA13	SA14	SA15	SA16	SA17	SA31	SA33	SA34	SA37	SA38	SA41
65	SA67	SA68	SA69	SA70	SA71	SA72	SA73					
42	SO43	SO45	SO50	SO51	SO52	SO53						
9	SS13											
39	TN40											
12	TQ14											
10	TR11	TR12	TR13	TR14	TR15	TR16	TR17	TR18	TR19	TR20	TR26	TR27
12	TS13	TS14	TS17	TS18	TS19	TS20	TS23	TS24	TS25	TS26	TS27	

Which Stainless Steel Grade? Postcode Finder

Use our postcode finder to help you select the correct grade of stainless steel.
For all of the areas highlighted below, Mila recommends SUPA™ stainless steel Grade 316.


AREA	POST-CODE										
Warrington	WA	WA4	WA5	WA6	WA7	WA8	WA9	WA10			
Wakefield	WF	WF1	WF2	WF3							
Walsall	WS	WS1	WS2	WS3	WS4	WS5	WS10				
Wolverhampton	WV	WV1	WV2	WV3	WV4	WV10	WV12	WV13			
York	YO	YO11	YO12	YO13	YO14	YO15	YO16	YO21	YO22		
Shetland	ZE	ZE1	ZE2	ZE3							

Key:

Coastal
Area

High Pollution
Area

Enhanced Security & Safety Devices





PRODUCT RANGE

Mila offers a range of safety, security and ventilation enhancements for both window and door applications.

If you require advice on the application of any of these products please give our sales team a call on 01327 312 400.

Enhanced Security & Safety Selection Guide



AT A GLANCE PRODUCT MATRIX

	Page	Application: Doors	Application: Windows	Use: Friction Enhancement	Use: Ventilation Enhancement	Use: Safety Enhancement	Security Enhancement	Accreditation: Secured by Design	Guarantee: 2 Years	Guarantee: 5 Years	Guarantee: 10 Years	Guarantee: 25 Years
Restrictor Catch	347		✓			✓	✓			✓		
Restrictor Arm	348		✓			✓	✓			✓		
Ventilation Arm	350		✓		✓					✓		
iDeal Friction Arm	351		✓	✓						✓		
Mila Friction Arm	352	✓	✓	✓			✓	✓			✓	
iDeal Casement Hinge Protector	353		✓				✓	✓			✓	
Fearless Casement Hinge Protector	354		✓				✓	✓			✓	
ProLinea Cable Restrictor	355	✓	✓			✓	✓				✓	
Mini Cable Restrictor	356	✓	✓			✓	✓				✓	
Mila Sash Block	357	✓	✓				✓			✓		
Eurosafe Safety Catch	358	✓	✓				✓	✓		✓		
Non-Rout Door Hinge Protector	360	✓					✓				✓	
ProLinea Letterplate Cowl	361	✓					✓				✓	
SUPA™ Letterplate Cowl	362	✓					✓					✓



Restrictor Catch

For Windows

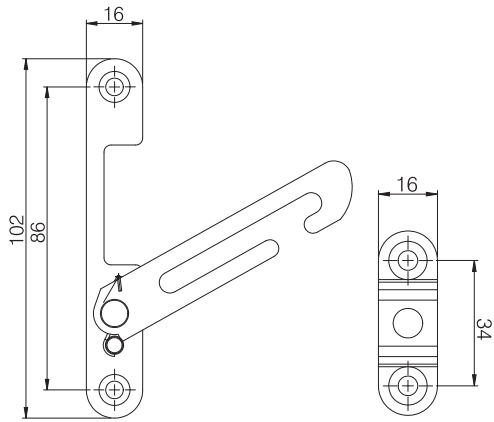
PRODUCT INFORMATION



Enhanced
Restrictor Catch

- Spring loaded safety and security catch for outward and inward opening windows
- When engaged, restricts windows to a maximum opening of 50mm
- To disengage, pull window back and hold the spring loaded arm to release from stud plate
- Catch automatically re-engages studplate upon closing window
- Handed
- Standard and enhanced version available
- 11.5mm and 12.5mm stud plates
- Tested to BSEN 14351-1, Load Bearing Capacity of Safety Devices, achieving 350N push test for 60 seconds

TECHNICAL DRAWINGS



GUARANTEE



PART NUMBERS

Description	Left Hand	Right Hand
Restrictor Catch - Standard	062051C	062050C
Restrictor Catch - Enhanced	ANG8313C	ANG8312C
	11.5mm	12.5mm
Stud Plate - Standard	062053C	062054C
Stud Plate - Enhanced	ANG8314	-

Restrictor Arm

For Windows

Enhanced
Security & Safety



PRODUCT INFORMATION



Closed position



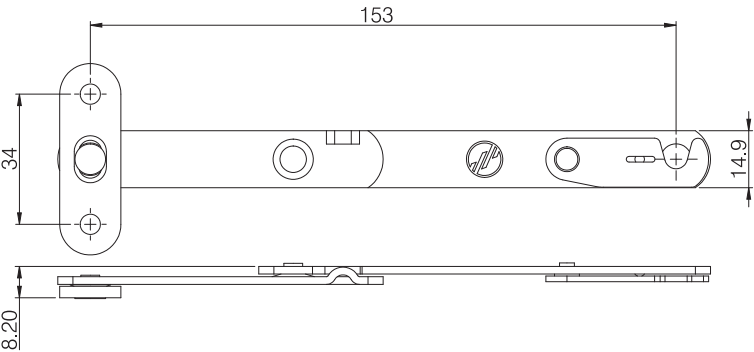
Fully extended
when window open

- Restrictor arm for outward and inward opening windows
- Restrict opening to a maximum of 100mm
- Can be disengaged with a screw driver from sash/frame bracket for full window opening
- Manual reengagement required
- 2 options available;
Type 110 with flat base bracket
Type 111 with 3.5mm stepped base bracket

PART NUMBERS

Description	Type	Hand	
Restrictor Arm 110	Flat	Right	060510
Restrictor Arm 110	Flat	Left	060511
Restrictor Arm 111	Stepped	Right	060514
Restrictor Arm 111	Stepped	Left	060515
Fixing Plate	Flat	-	060519
Fixing Plate	Stepped	-	060520
Sash Stud	-	-	060518

TECHNICAL DRAWINGS



GUARANTEE



OUR UKAS ACCREDITED TEAM TEST ONLY WINDOWS & DOORS

It's what sets us apart from other test houses. And, as you would expect from a United Kingdom Accreditation Service (UKAS) accredited test house, all testing is 100% confidential.

Our team have been product testing for nearly 40 years.

We know the intricacies and complexities surrounding the 100's of combinations of hardware, profile systems and glazing, as well as the fabrication process itself, and how these variables can impact on whether your window or door passes or fails a test.

We also understand the latest standards and legislation and what you need to do to comply with them.

Our knowledge and jargon-free approach makes testing, well, not testing!

To book your test or for more info, call the Mila Test Centre team directly on 01327 311 165




Ventilation Arm

For Windows

Enhanced
Security & Safety




PRODUCT INFORMATION



- Ventilation arm and catch for outward and inward opening windows
- When engaged, notches on arm allow for varying degrees of opening/restriction
- Maximum of 100mm opening/restriction
- Arm can be disengaged from the catch to allow window to open fully
- Arm automatically engages again when window is closed

FINISHES



White



Brown

GUARANTEES



PART NUMBERS

Description	Application	Catch	White	Brown
Ventilation Arm	Outward & inward opening window	5/6	062010	062012
Catch	Outward opening window	5	062020	062022
Catch	Inward opening window	6	062026	062028



iDeal Friction Arm

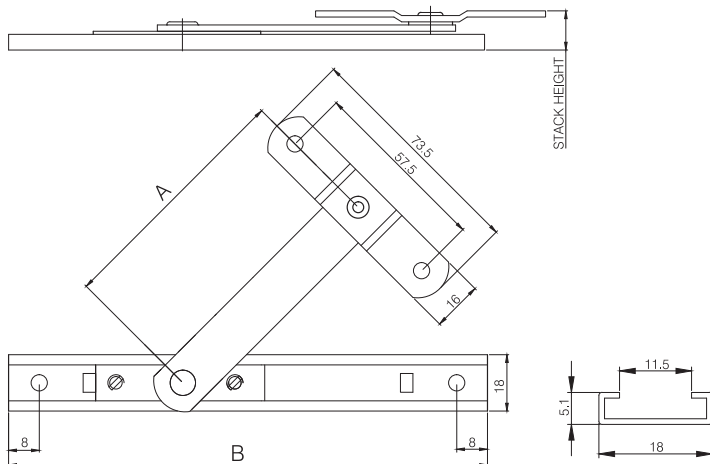
For Windows

PRODUCT INFORMATION



- Provides adjustable friction for windows
- Completely concealed when window is closed
- No internal obstruction when opened
- For large top-hung windows, friction arm can be used as an extra support by fitting it below the existing friction hinge
- Can be used to limit window opening to a maximum of 90°
- Friction easily adjusted with an Allen key

TECHNICAL DRAWING



FIXING HOLE DETAILS & PART NUMBERS

Description	Size (")	Length (mm)	Part No.
iDeal Friction Arm	10.5	250	060160
iDeal Friction Arm	14	340	060164
iDeal Friction Arm	18	440	060168

GUARANTEE




Mila Friction Arm

For Windows & Doors

Enhanced
Security & Safety

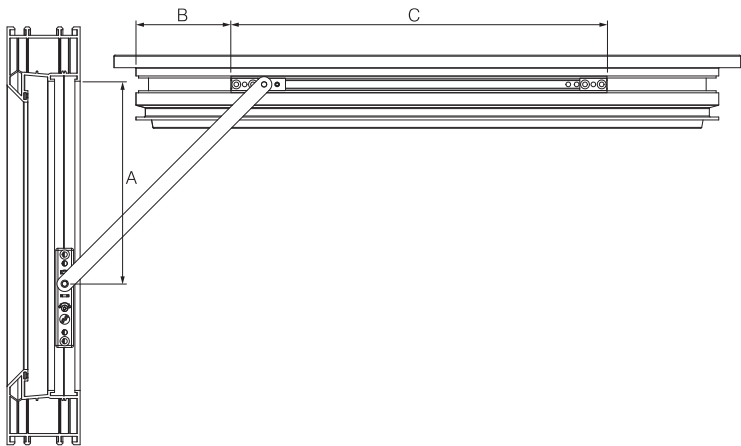


PRODUCT INFORMATION



- Provides adjustable friction for windows and doors
- Can be used to limit door and window opening to a maximum of 90°
- Friction easily adjusted with an Allen key
- Suitable for use on inward and outward opening residential and French doors
- Suitable for use on inward opening tilt and turn windows
- Suitable for a full depth eurogroove only

TECHNICAL DRAWING



FIXING HOLE DETAILS & PART NUMBERS

Description	Dim A (mm)	Dim B (mm)	Dim C (mm)	Part No.
Friction Arm GR 190/126*	79	0	190	060203
Friction Arm GR 280/236.5*	169	67	280	060205
Friction Arm GR 360/236	169	67	360	060209
Friction Arm GR 360/270	193	91	360	060213

GUARANTEES



*Not suitable for use on timber systems using rebate corner hinges
Please note all measurements are approximate & may vary on different profiles



iDeal Casement Hinge Protector

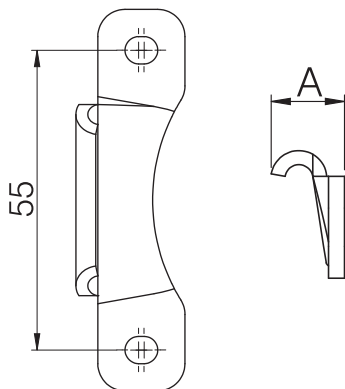
For Windows

PRODUCT INFORMATION



- Security enhancement
- Provides anti-jemmy protection on the hinge side of casement windows
- Strong, die-cast sash and frame parts
- Suitable for both top hung and side hung casement windows
- Simple to fit both during fabrication or to retro-fit on-site
- Policed preferred specification - Secured by Design approved
- 2 sizes available to suit both 13mm and 17mm friction hinge stack heights

TECHNICAL DRAWINGS



CLOSE-UP



GUARANTEES



PART NUMBERS

Description	Friction Hinge Size (mm)	Dim A (mm)	Part No.
iDeal Casement Hinge Protector	13	11.5	023202
iDeal Casement Hinge Protector	17	13.5	023203

Fearless Casement Hinge Protector

For Windows

Enhanced
Security & Safety



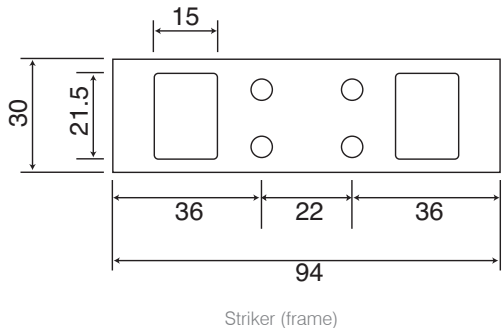
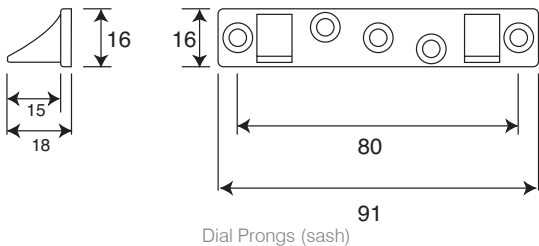
PRODUCT INFORMATION



- Security enhancement
- Provides anti-jemmy protection on the hinge side of casement windows
- Strong, die-cast sash and frame parts
- Suitable for both top hung and side hung casement windows
- Simple to fit both during fabrication or to retro-fit on-site
- Policed preferred specification - Secured by Design approved
- 2 versions available to suit both 13 and 17mm stack height friction stays

TECHNICAL DRAWINGS

GUARANTEES



PART NUMBERS

Description	Part No.
Universal Sash Part	420098
Universal Steel Top Striker	420089



ProLinea Cable Restrictor

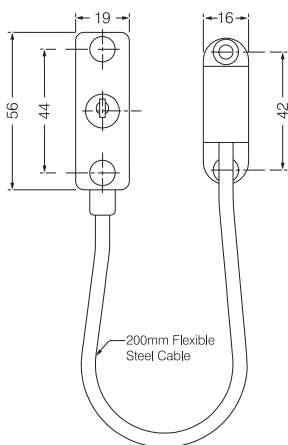
For Windows

PRODUCT INFORMATION

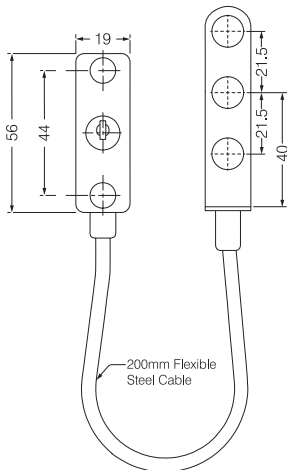


- Restricts window opening to enhance safety
- Available in 2 versions:
 1. fitted directly to the frame and sash
 2. fitted to the frame and beneath the window handle rose
- The cable can be unlocked and disengaged for ease of window cleaning, or in an emergency
- Zinc alloy sash part with fixed cable
- 200mm nylon coated steel cable, tested to 400kg
- Colour-matched screw cover caps
- Supplied complete with screws
- Supplied with 2 keys
- Tested to the performance requirements of BS 6375-2
- Simple to fit

TECHNICAL DRAWINGS



Sash & Frame Fitting



Handle & Frame Fitting

GUARANTEE



PART NUMBERS

Description	Part No.
Handle Fit	060020
Flush fit	060030

Mini Cable Restrictor

For Windows

Enhanced
Security & Safety



PRODUCT INFORMATION



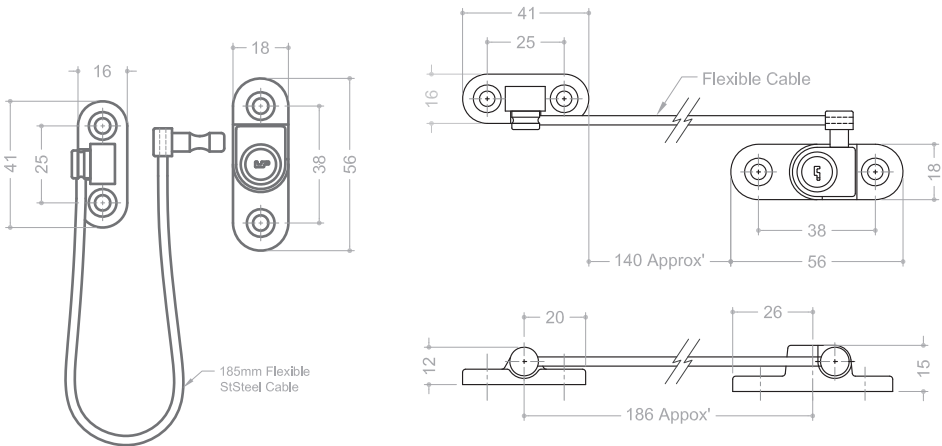
- Restricts window opening to enhance safety
- When engaged, restricts window opening to approximately 100mm
- The cable can be unlocked and disengaged for ease of window cleaning, or in an emergency
- 200mm nylon coated steel cable
- Simple to fit directly to the frame and sash
- Key locking
- Supplied complete with two types of fixing screws
- Supplied with 1 key
- Available in white and brown
- Tested to BS EN 14351-1:2006



PART NUMBERS

Description	Part No.
Mini Cable Restrictor - White	060040
Mini Cable Restrictor - Brown	060041

TECHNICAL DRAWINGS






Sash Block

For Windows & Doors

PRODUCT INFORMATION



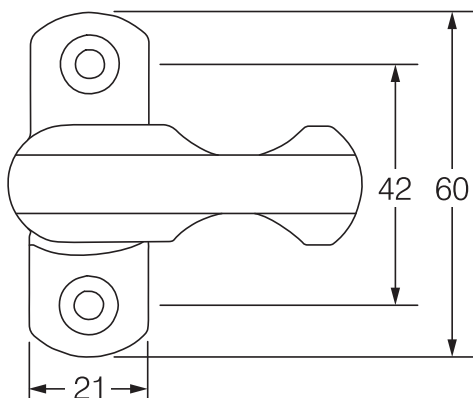
Closed position



Open position

- Security enhancement
- A solid zinc arm turns through 90° to engage the Sash Block, preventing the sash from being forced open
- The sash can be opened from inside when the Sash block is disengaged by turning the arm back through 90° into the open position
- Plastic cover caps conceal the fixings
- Supplied with wedges for use on a range of over-rebates
- Available in white or brown finishes
- Face fix and rear fix versions available

TECHNICAL DRAWINGS



FINISHES



White



Brown

GUARANTEE



PART NUMBERS

Description

Mila sash block

White

061720

Brown

061721

Eurosafe Safety Catch

For Windows & Doors

Enhanced
Security & Safety



PRODUCT INFORMATION



- Security enhancement
- Prevents the door or window being jemmied open from the outside
- Consists of solid frame part and sash block, locked through a security steel pin
- The window or door can be opened from inside when the device is disengaged by removing the security pin
- Concealed screws on the frame and sash over-rebate
- Security version available with a grub screw

GUARANTEE



PART NUMBERS

Description	White
Eurosafe Safety Catch - Standard	061510
Eurosafe Safety Catch - Security	061513

*Special order item



OUR UKAS ACCREDITED TEAM TEST ONLY WINDOWS & DOORS

It's what sets us apart from other test houses.

As you would expect from a United Kingdom Accreditation Service (UKAS) accredited test house, all testing is 100% confidential.

Our team have been product testing for nearly 40 years.

We know the intricacies and complexities surrounding the 100's of combinations of hardware, profile systems and glazing, as well as the fabrication process itself, and how these variables can

impact on whether your window or door passes or fails a test.

We also understand the latest standards and legislation and what you need to do to comply with them.

Our knowledge and jargon-free approach makes testing, well, not testing!

To book your test or for more info, call the Mila Test Centre team directly on 01327 311 165



MILA
TEST CENTRE



For Doors

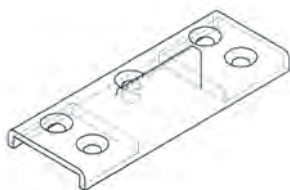
GUARANTEE



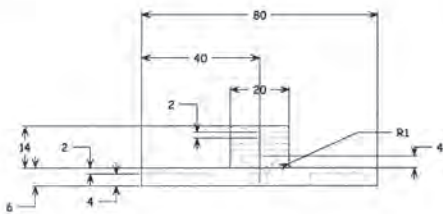
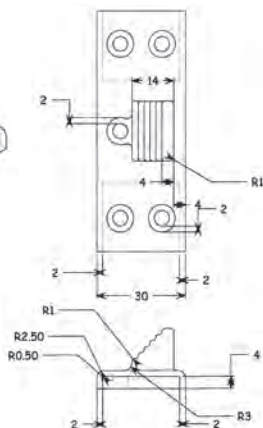
- Enhances hinge side security on doors
- Large die-cast bolt slots securely into eurogroove when the window/door is closed providing an effective anti-jemmy feature
- No routing or prep required
- Simple to fit during fabrication
- Simple to retro-fit on-site
- Suits most major profiles through the use of profile related plastic packers
- Box quantity - 100



TECHNICAL DRAWINGS



Striker (frame)



Bolt (sash)

PART NUMBERS

Description	Sash part	Frame Part
Non-Route Hinge Protector	023891	023899



ProLinea Letterplate Cowl


Security Enhancement

PRODUCT INFORMATION



- The letterbox cowl locates around an existing letterbox on the internal side of a door to provide enhanced door security by limiting the opening angle of internal letterbox flap
- Manufactured from aluminium
- This effectively reduces vulnerability to 'letterbox fishing' whilst still allowing accessibility for post

TECHNICAL DRAWINGS



PART NUMBERS

Description

ProLinea Letterbox Cowl

White

111008

GUARANTEE



Supa™ Letterplate Cowl

Stainless Steel Security Enhancement

Enhanced
Security & Safety




PRODUCT INFORMATION



- Security enhancement
- Manufactured from grade 304 stainless steel
- Reduces vulnerability to 'letterbox fishing'
- Manufactured from stainless steel
- Quick to install during manufacture
- Simple to retro-fit on site
- Fits around the letterbox on the internal side of the door
- Suitable for use with most letterboxes & residential doors

TECHNICAL DRAWINGS



PART NUMBERS

GUARANTEE

Description

Supa Stainless Steel Letterplate Cowl

Brushed
Stainless

111002

Polished
Stainless

111000





Tools

Developed by Xpert. For experts.

The Xpert tools range has been developed specifically for fenestration industry professionals by a team of experienced fenestration industry professionals. In other words, developed by Xperts, for experts.

If you need help with any aspect of fitting our hardware or what tools to use - our experts will be happy to advise you.



AT A GLANCE **PRODUCT MATRIX**

Tool Description	Page
Air Dentist Drill	438
Keyless Air Drill	438
Air Screwdriver	439
HSS Routers	439
Air Sisal Machine And Mop	440
Blow Gun	440
Orbital Air Sander	441
Spare Backing Pads For Orbital Air Sander	441
High Performance Sanding Discs	442
Air Fittings	443
PTFE Tape	443
Hammers	444
PU Foam Application Gun	445
Mastic Gun - Heavy Duty & Dripless	445
10-in-1 Multi-purpose Knife	446
Chisel Knife	446
Mitre Shears - Fixed Blade	447
Mitre Shears - Quick-Change Blade	447
Don Carlos Knife	448
Moon Knife	448
Toolbox Saw	449
Replacement Blades	449
Teflon	450
Glass Lifter Range - Aluminium Frame	451
Glass Lifter - Large 8"	452
Glass Thickness Gauge	453
Angle Finder	454
Glazing Shovel	454



Make a Note...

A series of horizontal lines for taking notes, spanning the width of the page.

XPERT AIR DENTIST DRILL




The Xpert Air Dentist Drill is fast and compact - essential on a professional workbench.

- Also referred to as '3mm die grinder'
- Compact size
- High speed: 22000 RPM
- Supplied with accessories; spanner wrench set
- Easy to use



Spanner set



PART NUMBER

Description

3mm Air Dentist Drill

ADD10000

XPERT 3/8 KEYLESS AIR DRILL



The Xpert Keyless Air Drill has a touch sensitive trigger and is ideal for prepping holes at your workbench.

- Speed 1800 RPM
- Cushion grip for improved comfort
- 10mm chuck size
- Low noise level - 82 decibels
- Air inlet: 1/4 BSP



Cushion grip

PART NUMBERS

Description

3/8 Keyless Air Drill

KAD10000

XPERT AIR SCREWDRIVER



The Xpert Air Screwdriver has a touch sensitive trigger with a powerful output.

- Cushion grip for improved comfort
- Speed: 1800 RPM
- Low noise level - 82 decibels
- Reversible
- Rear exhaust
- Air inlet: 1/4 BSP
- Supplied with accessories; 17mm wrench and 1/4" wrench key

PART NUMBERS

Description

Air Screwdriver

ARD10000

HSS ROUTERS

A range of professional high speed steel (HSS) router cutters ideal for routing PVCu.



PART NUMBERS

4x12x60x8	ROUT412608
5x12x60x8	ROUT51260/8OR
4x40x100x8	ROUT440NR
5x35x80x8	ROUT535NR
5x40x100x8	ROUT540100
5x40x100x8 twin flute spiral	ROUT540NR
6x40x100x8	ROUT640NR
8x14x80x8	ROUT814NR
8x30x100x8	ROUT830NR
8x14x120x8	ROUT814120NR
8x40x120x8	ROUT840120NR
10x40x100x8	ROUT1040NR
12x14x80x8	ROUT1214NR
4x16/45x90x8	ROUT416D
5x18/35x80x8	ROUT518D
5x16/45x90x8	ROUT516D
5x14/35x120x8	ROUT 514/4512D
6x16/45x90x8	ROUT616D
8x14/68x100x8	ROUT814/68D

XPERT AIR SISAL MACHINE & MOP



Sisal mop replacement

The Xpert Air Sisal machine is perfect for polishing PVCu window frames.

- Robust male threaded mop
- Speed: 4500 RPM
- Recommended for use with cream cleaner
- Simple to change mop head, replacements available
- Air inlet: 1/4 BSP

PART NUMBERS

Description

Air Sisal Complete Machine	ASM10000
M8 Male Threaded Sisal Mop	ASM20001

AIR BLOW GUN



The SIP Air Blow Gun is light weight with a touch sensitive trigger and long, angled nozzle for blowing swarf and dust away from your application and workbench, even from hard-to-reach areas.

- Length: 250mm
- Inlet: 1/4 BSP

PART NUMBERS

Description

SIP Air Blow Gun	ABG10000
------------------	----------

XPERT ORBITAL AIR SANDER



Adjustment spanner

The Xpert Orbital Air Sander features a 6" sanding disc and is ideal for polishing and finishing PVCu applications.

- Comfortable rubber palm grip
- Rear exhaust keeps air away from work area
- High speed: 10,000 RPM
- Pad diameter: 150mm
- Non-vacuum
- Supplied with adjustment spanner
- Simple to use

PART NUMBERS

Description

6" Pro Air Sander

ASP10000

SPARE BACKING PADS



Front of pad

Spare backing pads for the Orbital Air Sander

- Diameter: 150mm
- Thread: M8 male
- Red and black pad accepts self adhesive sanding discs
- Green and yellow pad accepts hook and loop sanding discs



PART NUMBERS

Description

Backing Pads - Hook & Loop

SPP10000

Backing Pads - Self Adhesive

SPP10001

HIGH PERFORMANCE SANDING DISCS



High performance sanding discs with high cut power for efficient sanding.

- Option of hook and loop or self-adhesive backing for quickly changing grits
- Dust extraction for cleaner working
- A range of grits available



PART NUMBERS

Description	Size	Grit	Box Qty	Part Number
Hook & loop sanding discs	150mm	P120	100	SDC10120
Hook & loop sanding discs	150mm	P180	100	SDC10180
Hook & loop sanding discs	150mm	P240	100	SDC10240
Hook & loop sanding discs	150mm	P320	100	SDC10320
Hook & loop sanding discs	150mm	P400	100	SDC10400
Hook & loop sanding discs	150mm	P500	100	SDC10500
Self adhesive sanding discs	150mm	P120	100	SDC20120
Self adhesive sanding discs	150mm	P180	100	SDC20180
Self adhesive sanding discs	150mm	P240	100	SDC20240
Self adhesive sanding discs	150mm	P320	100	SDC20320
Self adhesive sanding discs	150mm	P400	100	SDC20400
Self adhesive sanding discs	150mm	P500	100	SDC20500

AIR FITTINGS - PCL



A range of airline fittings by market leaders PCL to effectively manage the airflow connection between your air tool and air hose or compressor.

PTFE tape is used for sealing pipe threads by wrapping around the exposed pipe to create a tight bond. It also helps to prevent the threads from seizing when being unscrewed.

XPERT TIP!

PTFE stands for polytetrafluoroethylene

PART NUMBERS

Description

3/8 Tail Fitting	A	APT10000A
Female Adaptor	B	APT10000C
3/8 Tail to Adaptor	C	APT10001A
Male Vertex Coupling	D	APT10000F
Female Vertex Coupling	E	APT10000E
Male Adaptor	F	APT10001C
PTFE Tape		TAP10000



HAMMER



- 1.5" Diameter face
- Easily interchangeable
- 650g

Hammers with a chrome plated zinc head with two screw-in nylon faces which are designed to be replaced when worn.

- Fitted as standard with screw in white Nylon faces
- Faces are designed to wear and to be replaced by hand
- All faces are one piece moulded
- No metal pegs or inserts to damage the workpiece when worn
- Serrations in the metal head prevent faces coming loose during use
- Faces have a shoulder for extra strength and to prevent fracture from misdirected blows
- Rubber faces also available

PART NUMBERS

Description

708 Mallet, 25mm Head	NHM20025
710 Mallet, 32mm Head	NHM20032
712 Mallet, 38mm Head	NHM20038

Thor Mallet Spare Faces

708 Nylon Face, White	NHM10252
710 Nylon Face, White	NHM10322
712 Nylon Face, White	NHM10382
708 Rubber Face, Grey	NHM10251
710 Rubber Face, Grey	NHM10325
712 Rubber Face, Grey	NHM10381



- 1" Diameter face
- Easily interchangeable
- 250g



Application Guns

XPERT FOAM APPLICATION GUN



The Xpert PU Foam Application Gun has a stainless steel nozzle and a Teflon coated internal chamber.

- Plastic handle with finger grips for improved comfort when in use
- Length: 200mm
- Simple to use
- Includes 2 extension tubes



Stainless steel
nozzle



Finger grips

PART NUMBERS

Description

PU Gun 200mm

GUN10000

XPERT MASTIC GUN - HEAVY DUTY & DRIPLESS



The Xpert Mastic Gun has a carefully designed clutch function to stop material dripping after compression.

- Clutch function reduces waste, drips and mess after use
- Revolving barrel
- Suitable for holding tubes up to 400ml



Xpert branding



Clutch function to prevent
drips

PART NUMBERS

Description

Mastic Gun - Heavy Duty Dripless

SIL99990

XPERT 10-IN-1 MULTI-PURPOSE KNIFE



The Xpert 10-in-1 Multi-purpose Knife is ideal for removing window beads.

- 10-in-1 functionality
- Strong chrome blade
- Steel 'hammer' end cap
- Cushioned non-slip handle for improved comfort and safety

PART NUMBERS

Description

10 in 1 Multi-Purpose Knife

KNF10002

XPERT CHISEL KNIFE



The Xpert Chisel Knife has a solid, strong, hard wearing blade which is suitable for removing beads as well as a general purpose scraper.

- 32mm blade
- Strong chrome blade to avoid bending
- Steel 'hammer' end cap
- Cushioned non-slip handle for improved comfort and safety

PART NUMBERS

Description

32mm Chisel Knife

KNF10001

XPERT MITRE SHEARS - FIXED BLADE



Multi-angled



SK5 spare blade

The Xpert Mitre Shears are perfect for achieving clean cuts and precise angles - ideal for cutting thicker uPVC trims, gaskets and stripped wood.

- Cushioned non-slip handles for improved comfort and safety
- Safety lock handle
- Multi-angled base 45° - 90°
- Fixed blade
- Suitable for plastic, rubber and wood

PART NUMBERS

Description

Mitre Shears Fixed SK5	GKT03104
SK5 Spare Blade	GKT03105

XPERT MITRE SHEARS - QUICK CHANGE BLADE



Quick change blade



Safety lock

The Xpert Mitre Shears with 'quick change' blades are perfect for achieving clean cuts and precise angles - ideal for cutting uPVC trims, gaskets and stripped wood.

- Cushioned non-slip handles for improved comfort and safety
- Safety lock handle
- Multi-angled base 45° - 90°
- Quick change, Stanley type blades

PART NUMBERS

Description

Mitre Shears Quick Change SK2	GKT03804
-------------------------------	----------

DON CARLOS MOON KNIFE



Wooden handle

Don Carlos Moon Knife is perfect for a range of applications during uPVC window fabrication - trimming welded joints, gaskets etc.

- Sharp, crescent shaped blade with brushed finish
- Wooden handle

PART NUMBERS

Description

Don Carlos Moon Knife

DCK10002

XPERT MOON KNIFE



Non-slip handle

The Xpert Moon Knife is perfect for a range of applications during uPVC window fabrication - trimming welded joints, gaskets etc.

- Sharp, crescent shaped blade with brushed finish
- Red cushioned, non-slip handle for improved comfort and safety

PART NUMBERS

Description

Xpert Moon Knife

DCK10000



Cutting Tools

XPERT TOOLBOX SAW



The Xpert Toolbox Saw is fine toothed with 16TPI to give a smooth cut in a wide variety of wood based materials, aluminium, plastics and laminates.

- Ergonomic plastic handle
- Size: 14"
- 16PPI

PART NUMBERS

Description

Xpert Toolbox Saw	SAW90004
-------------------	----------

REPLACEMENT BLADES FOR UTILITY KNIFE



Replacement blades designed to fit all standard retractable and fixed blade utility knives.


- 0.6mm hardened steel
- Supplied in handy plastic safety dispenser
- Available in packs of 10 or 100

PART NUMBERS

Description

Utility Knife Blades (10pk)	BLDCT09
Utility Knife Blades (100pk)	BLDCT10

TEFLON



Xpert Teflon sheets are used in the welding process as a release barrier between the UPVC window frame to be melted and the hot plate.

Self adhesive sheets are simply stuck down to the hot plate until it has finished its life cycle at which point it can be easily removed and replaced.

Teflon is sold by the square metre and is available in the following finishes and performance grades:


- RED - Best
- GREEN - Better
- SILVER - Good
- BROWN - Standard



Red



Green



Silver



Brown

PART NUMBERS

Colour	Performance		
Red	Best	Self Adhesive	TEF10003
Green	Better	Self Adhesive	TEF10001
Silver	Good	Self Adhesive	TEF10002
Brown	Standard	Self Adhesive	TEF10000

XPERT GLASS LIFTERS - ALUMINIUM FRAME RANGE



The Xpert Glass Lifter Range is a safe way to transport glass.

- Available in 1, 2 or 3 cup configurations depending on weight requirements (see maximum weights below)
- Heavy duty suction lifters with aluminium handle and frame
- Non-slip cross-hatched handle grip
- Rubber suction pads
- Suction pad diameter: 123mm



PART NUMBERS

Description

1 Cup Glass Suction Lifter (Max 35kg)	SUC10000
2 Cup Glass Suction Lifter (Max 85kg)	SUC10002
3 Cup Glass Suction Lifter (Max 140kg)	SUC10003



Xpert branded

XPERT GLASS LIFTER - LARGE 8"



The Xpert vacuum glass lifter is a safe way to transport glass.

A pump action indicator on the vacuum informs users if additional pumping is required to move the glass safely.

- Rubber vacuum pad
- Vacuum pad diameter: 8"
- Suitable for a maximum lifting weight of 100kg
- Heavy duty ABS handle and frame
- Supplied with hard back carry case

Rubber vacuum pad



PART NUMBERS

Description

8" Vacuum Glass Lifter (Max 100kg)

SUC20000



Supplied in a hard back carry case to protect the rubber pad

XPERT GLASS THICKNESS GAUGE



mm & cm marked

The Xpert Glass Thickness Gauge allows you to accurately measure the thickness of sealed units without removing them.

- Cast steel frame
- Double-sided ruler with clear, etched measurements
- Up to 104mm opening suitable for larger or commercial installations
- Supplied with hard back carry case

PART NUMBERS

Description

Glass Thickness Gauge

GTG20000



Supplied in a protective hard back carry case

DIGITAL ANGLE FINDER



The Digital Angle Finder has a clear LCD display with digital screen for easy reading.

- Aluminium fixing blade on the front can be locked at any angle
- 4 locking holes allow angles from 0-220° with a resolution of 0.05°
- Removing the locking knob increases measuring range to up to 360°
- Simple operation with auto shut off after 5 minutes
- Built in spirit level
- 3v Lithium battery included



Fixing blade



4 locking holes

PART NUMBER

Description

Digital Angle Finder

DAF10000

XPERT GLAZING SHOVEL



The Xpert Glazing Shovel is designed for effective 'toeing and heeling' glazed windows.

- Manufactured from robust ABS plastic
- 68mm wide blade
- 255mm length
- Red gloss finish

PART NUMBERS

Description

Glass Glazing Shovel (Red)

GLS830002

IMPORTANT INFO



Terms & Conditions of Sale

1. FORMATION OF CONTRACT

1.1 All quotations, offers and tenders are made and all orders are accepted subject to the following conditions. Except as otherwise provided in these conditions, all other terms, conditions or warranties are excluded from any contract between Heywood Williams Components Limited trading as Mila Hardware ('Mila') and its customer (the "Buyer") unless expressly accepted in writing by a director of Mila.

1.2 If there is a conflict between these conditions and any other terms of Mila's quotation, offer, tender or acknowledgement of order, such other terms shall prevail.

1.3 Quotations shall only be valid for a maximum period of 28 days from date of issue and may be withdrawn by Mila by written or oral notice to the Buyer at any time prior to the contract being formed. The contract will only be formed when Mila has accepted the Buyer's order.

1.4 If any statement or representation has been made to the Buyer by Mila or its officers, employees or agents (other than in the document(s) enclosed with Mila's quotation or acknowledgement of order), upon which the Buyer wishes to rely it shall only be entitled to do so if the statement or representation is attached to or endorsed on the Buyer's order and then only if Mila subsequently confirms in writing to

the Buyer that the Buyer is entitled to rely on the statement or representation.

1.5 Prices are quoted by Mila on the basis of the limitations of liability set out in these conditions.

1.6 Unless specifically agreed to the contrary all commercial terms shall be interpreted in accordance with the international commercial terms published by the International Chamber of Commerce ("INCOTERMS") current at the time the order is accepted.

2. PRICES

2.1 The price of the goods shall be the price as set out or determined in accordance with Mila's current price list at the date of the order or the price as agreed with Mila in writing at the date of the order.

2.2 Unless otherwise agreed in writing all prices are quoted net ex-works exclusive of VAT. Mila reserves the right to amend the price list at any time, and such amendment may be effective immediately upon notification to the Buyer in writing in relation to all contracts entered into after such notification.

2.3 Mila reserves the right to provide carriage at a separate charge to the goods at a rate set out in the current price list, or as agreed in writing by Mila.



01.12.17

2.4 Where Mila delivers or arranges delivery of the goods, the Buyer shall be liable to Mila for carriage costs, insurance costs and any demurrage costs incurred by Mila if vehicles are unduly delayed at the place of delivery.

3. DELIVERY

3.1 Delivery of the goods shall be given and taken at Mila's premises unless Mila has specifically agreed in writing to arrange transport for the goods in which case delivery shall occur when the goods arrive at the designated place of delivery.

3.2 Mila shall be entitled to deliver goods in instalments and each such delivery shall be treated as a separate contract.

3.3 Time for delivery is given as accurately as possible but is not guaranteed. The Buyer shall have no right to damages or to cancel the contract for failure for any cause to meet any delivery time stated nor shall the Buyer be entitled to make, or to purport to make, time for delivery of the essence of the contract.

3.4 The date for delivery shall in every case be dependent upon prompt receipt of all necessary information, final instructions or approvals from the Buyer.

3.5 If the Buyer fails to take delivery of goods or to

give Mila adequate delivery instructions (save where this is due to an act or omission by Mila) then, without prejudice to any other right or remedy available to Mila, Mila may:-

3.5.1 store the goods until delivery and charge the Buyer reasonable costs of such storage; or

3.5.2 treat the contract as repudiated by the Buyer either in whole or in part.

3.6 Mila will endeavour to comply with reasonable requests by the Buyer for postponement of delivery of the goods but shall be under no obligation to do so. Where delivery is postponed, otherwise than due to default by Mila then, without prejudice to all other rights and remedies available to Mila, the Buyer shall pay all costs and expenses, including a reasonable charge for storage and transportation so occasioned.

3.7 Mila will not be liable for unloading the goods at the place of delivery or for placing them in position on site except by prior agreement in writing, and if Mila or any of its agent does participate in the unloading (whether with or without such prior agreement) the Buyer will indemnify Mila in respect of claims brought against Mila relating to its or its agents participation in such unloading.

3.8 Section 32(2) of the Sale of Goods Act 1979 shall not apply. Mila shall not be required to give

Terms & Conditions of Sale **Continued**

the Buyer the notice specified in Section 32(3) of that Act.

4. RISK AND TITLE

4.1 Risk shall pass to the Buyer (so that the Buyer is then responsible for all loss or deterioration of the goods or for any damage occurring):-

4.1.1 if Mila is responsible for delivering or arranging for delivery of the goods, at the time when the goods arrive at the place for delivery (whether or not delivery is possible); or

4.1.2 in all other circumstances, at the time when the goods leave the premises of Mila.

4.2 The goods shall remain the sole and absolute property of Mila as legal and equitable owner until such time as all sums due to Mila from the Buyer, whether in respect of the goods or other goods or services, have been paid in full.

4.3 Mila may recover goods in respect of which title has not passed to the Buyer at any time and the Buyer irrevocably licences Mila, its officers, employees and agents to enter upon any premises of the Buyer, with or without vehicles, for the purpose either of satisfying itself that Condition 4.4 below is being complied with by the Buyer or of recovering any goods in respect of which title has not passed to the Buyer.

4.4 Until title to the goods has passed to the Buyer under these conditions it shall possess the goods as fiduciary agent and bailee of Mila. The Buyer shall store the goods separately from other goods and shall ensure that they are clearly identifiable as belonging to Mila. The Buyer shall not remove, deface or obscure any identifying mark or packaging on or relating to the goods. The Buyer shall also maintain the goods in satisfactory condition and keep

them insured against all risks for their full price. During such time as the Buyer possesses the goods and prior to title passing, with Mila's consent, the Buyer may in the normal course of its business sell or hire the goods as principal but without committing Mila to any liability to the person dealing with the Buyer but such right shall immediately cease should any of the events in Condition 14.1 apply to the Buyer.

5. PAYMENT

5.1 Unless otherwise agreed by Mila in writing, payment shall be due and payable by the end of the month following the calendar month in which the invoice is dated and shall be made without any set-off, counterclaim or deduction whatsoever.

5.2 Mila shall be entitled to submit its invoice with its delivery advice note or at any time following despatch except that where delivery has been postponed at the request of, or by the default of, the Buyer, Mila may submit its invoice at any time after the goods are ready for delivery or would have been ready in the ordinary course but for the Buyer's request or default.

5.3 Where goods are delivered by instalments Mila may invoice each instalment separately and the Buyer shall pay such invoices in accordance with these conditions.

5.4 No disputes arising under the contract nor delays (other than delays acknowledged by Mila in writing), shall interfere with prompt payment in full by the Buyer.

5.5 If the Buyer shall default in payment, Mila shall be entitled, without prejudice to any other right or remedy, to do all or any of the following:-

5.5.1 to suspend any or all further deliveries under

the contract and under any other contract or contracts between Mila and the Buyer then current, without notice;

5.5.2 to charge interest on any amount outstanding at the rate of 8% per annum above the base rate of the Bank of England, such interest being charged as a separate, continuing obligation not merging with any judgment together with any statutory debt recovery costs;

5.5.3 to serve notice on the Buyer requiring immediate payment for all goods supplied by Mila under this and all other contracts with the Buyer whether or not payment is otherwise due;

5.5.4 to sue for the price of the goods even though title may not have passed to the Buyer.

5.6 Mila shall be entitled to apply monies received from the Buyer in such manner as it chooses.

6. PACKAGING

6.1 Packaging supplied by Mila, unless otherwise expressly agreed in writing, is intended to provide adequate protection in normal conditions of transit of expected duration. Where Mila indicates that such packaging is to be returned to Mila, the Buyer shall be responsible for returning such packaging as soon as reasonably practicable, carriage paid and in good condition.

7. EXPORT TERMS

7.1 The Buyer shall be responsible for obtaining and complying with any necessary import/export licences, permits and contracts for the supply and delivery of the goods. It is

the Buyer's responsibility to ensure that the goods comply with all legal and customary requirements in all jurisdictions into which the goods may be shipped or resold (and it shall indemnify Mila and keep Mila indemnified against any losses, claims, damages or expenses suffered or incurred by Mila as a result of the Buyer failing to do this).

8. CANCELLATION AND RETURNS

8.1 Cancellation will only be agreed to by Mila on condition that all costs and expenses incurred by Mila up to the time of cancellation and all loss of profits and other loss or damage resulting to Mila by reason of such cancellation will be paid immediately by the Buyer to Mila. Mila will not agree to cancellation of any orders for goods which are made to order or bought in by Mila specifically to fulfil the customer's order. Mila will advise the Buyer at the point of ordering of any products which meet these criteria.

8.2 Goods may only be returned to Mila for credit upon receiving prior written consent from Mila, and should be presented in accordance with Mila's returns procedure, a copy of which is available on request. Returned items will be subject to carriage and restocking charges in line with Mila's returns procedure and notified to the Buyer in advance.

9. VARIATIONS

9.1 No variations to the goods required by the Buyer shall be binding on Mila unless agreed by Mila and the Buyer in writing, including, as part of such agreement, any change to the contract price arising in consequence of the variation to the goods. If Mila agrees to any

Terms & Conditions of Sale **Continued**

such variation, any dates quoted for delivery shall be extended accordingly

10. PRODUCT INFORMATION AND SPECIFICATION

10.1 Mila reserves the right to alter the dimensions or composition of the goods supplied to conform to applicable standards or laws or otherwise within reasonable limits having regard to the nature of the goods. The design and specification of all goods may be subject to change or discontinuation without notice.

10.2 Whilst Mila has made every effort to ensure accuracy at time of issue, any illustrations, performance details, examples of installations and methods of assembly and all other technical data in such literature may not constitute an accurate and complete technical specification, and are based on experience and trials under test conditions and are provided for general guidance only. Mila's policy of continuous product improvement requires that its right to alter details may be exercised at any time. No such information or data shall form part of the contract or have any contractual force unless the Buyer shall have complied with Condition 1.4 relating to statements and representations and Mila shall have given the confirmation referred to in that Condition.

11. WARRANTIES AND LIABILITY

11.1 Mila takes reasonable steps to ensure that the goods shall be free from major defects for a period of one year following delivery (subject to fair wear and tear). Except as set out in specific product literature or catalogues, Mila does not guarantee the decorative finish of the goods.

11.2 If Mila offers a guarantee period in its sales literature in excess of one year it warrants that such goods will be free from material defects in materials and workmanship for such extended guarantee period. However, should the Buyer fail to make payment for the goods as required pursuant to these terms or should any of the events listed in Clause 14.1 happen to the Buyer, the extended guarantee period shall be of no effect and the extended guarantee shall be deemed replaced by the normal warranty as provided at Clause 11.1.

11.3 Any claim by the Buyer which is based on any shortage or any defect in the quality or condition of the goods or their failure to correspond with specification which is visible on inspection shall (whether or not delivery is refused by the Buyer) be notified to Mila within three (3) working days from the date of delivery. If delivery is not refused, and the Buyer does not notify Mila accordingly, the Buyer shall not (subject to Condition 11.4) be entitled to reject the goods and Mila shall have no liability for such defect or failure, and the Buyer shall be bound to pay the price as if the goods had been delivered in accordance with the contract.

11.4 Any claim relating to defects in materials or workmanship that were not visible on delivery shall only be valid if such claim is made within one year following delivery of the goods (or if longer the guarantee period stated in Mila's brochure at the time the contract was made) and in any event within 7 days of discovery of the defect. All warranties are subject to the conditions stated in the brochure from time to time. Where fitting and aftercare instructions are provided with the goods, the Buyer shall be required to prove that these have been complied with in order to support any claim.

Mila shall have no liability for any claims made following the expiry of such period.

- 11.5 Where any valid claim in respect of any of the goods which is based on any defect in the quality or condition of the goods or their failure to meet specification is notified to Mila in accordance with Conditions 11.3 or 11.4 above, Mila shall be entitled to repair or replace the goods (or the part in question) free of charge or, at Mila's sole discretion, refund to the Buyer the price of the goods (or a proportionate part of the price), but Mila shall have no further liability to the Buyer whatsoever.
- 11.6 For the avoidance of doubt, the remedies set out in Condition 11.5 above represent Mila's entire liability in respect of any defective goods and without limitation to the generality of the foregoing:-
- 11.6.1 Mila shall be under no liability in respect of any defect in the goods arising from any drawing, design or specification supplied by the Buyer;
- 11.6.2 Mila shall be under no liability in respect of any defect arising from fair wear and tear, wilful damage, negligence, abnormal working conditions, failure to follow Mila's instructions (whether oral or in writing), misuse or alteration or repair of the goods without Mila's approval; and
- 11.6.3 in no event shall the Buyer be entitled to reject the goods on the basis of any defect or failure which is so slight that it would be unreasonable for him to reject them
- 11.7 Subject as expressly provided in these conditions, and except where the goods are sold to a person dealing as a consumer (i.e. an individual acting for purposes that are wholly or mainly outside that individual's trade, business, craft or profession), all warranties, conditions or other terms implied by statute or common law are excluded to the fullest extent permitted by law.
- 11.8 Except as expressly provided in these condition and subject to Condition 11.9, Mila shall have no liability to the Buyer (whether arising under contract, tort (including negligence), breach of statutory duty or otherwise) in excess of the price of the goods and shall have no liability for any loss of profit, loss opportunity, loss of sales or loss of goodwill, costs, expenses (in each case whether direct or indirect) or for any indirect, special or consequential loss or damage or other claims for compensation whatsoever which arise out of or in connection with the supply of goods or their use or resale by the Buyer.
- 11.9 Nothing in these terms and conditions shall limit or exclude Mila's liability for death or personal injury, any fraud or for any other liability which it is not permitted to limit or exclude by operation of law.
- 11.10 The parties agree that in all the circumstances of the Contract that the limitations of liability in this Condition 11 are fair and reasonable taking into account the price payable by the Buyer and the relative abilities of the parties to insure against the potential losses that may arise.
12. CONFIDENTIAL INFORMATION AND INTELLECTUAL PROPERTY RIGHTS
- 12.1 All drawings, documents, confidential records, computer software and other information supplied by Mila, whether produced by itself

Terms & Conditions of Sale **Continued**

or a third party, are supplied on the express understanding that copyright is reserved to Mila (or the third party) and that the Buyer will not, without the written consent of Mila, give away, loan, exhibit or sell any drawings, documents, records, software or other information or extracts from them or copies of them or use them in any way except in connection with the goods in respect of which they are issued. In addition, any design right or copyright created in relation to the goods will vest in Mila where the goods are commissioned by the Buyer, whether or not for a separate fee.

12.2 All claims for alleged infringement of patents, trade marks, registered designs, design right or copyright received by the Buyer relating to the goods must be notified immediately to Mila. If requested by Mila, Mila shall be entitled to have conduct of any proceedings relating to any such claim in such manner as Mila thinks fit and the Buyer will provide to Mila such reasonable assistance as Mila may request. The cost of any such proceedings will be borne by Mila.

13. CUSTOMER'S DRAWINGS

13.1 The Buyer shall be solely responsible for ensuring that all drawings, information, advice and recommendations given to Mila, either directly or indirectly by the Buyer or by the Buyer's consultants or advisers, are accurate, correct and suitable unless, and then only to the extent that, Mila agrees in writing to accept responsibility. Examination or consideration by Mila of such drawings, information, advice or recommendations shall not of itself limit the Buyer's responsibility.

13.2 The Buyer shall indemnify Mila from and against all actions, claims, costs and proceedings which arise due to the manufacture of goods by Mila being in accordance with drawings or specifications provided by the Buyer if such drawings or specifications are inaccurate or contain design defects or if they infringe or are alleged to infringe a patent, copyright, registered design, design right or design copyright or other right of any third party.

13.3 Mila does not guarantee the suitability of materials or the design of goods made especially to the Buyer's requirements and differing from Mila's standard specifications even if the purpose for which the goods are required is known to Mila.

13.4 Mila does not accept responsibility for the safe-keeping and condition of the Buyer's samples, drawings, tools and the like whilst they are in Mila's possession whatever the circumstances may be in which they are lost, broken or damaged and the Buyer should make its own arrangements to insure these items.

14. INSOLVENCY AND TERMINATION

14.1 Mila shall be entitled to cancel the contract in whole or in part by giving written notice to the Buyer, without prejudice to any other right or remedy available to Mila if the Buyer is subject to any of the following:

14.1.1 deemed unable to pay its debts for the purposes of Section 123 of the Insolvency Act 1986;

14.1.2 commences negotiations with any class of its creditors with a view to rescheduling any

of its debts;

- 14.1.3 a petition is filed, a notice is given, a resolution is passed, or an order is made, for or in connection with the winding up of the Buyer;
- 14.1.4 a creditor or encumbrancer of the Buyer attaches or takes possession of, or a distress, execution, sequestration or other such process is levied or enforced on or sued against, the whole or any part of its assets and such attachment or process is not discharged within 14 days;
- 14.1.5 an application is made to court, or an order is made for the appointment of an administrator;
- 14.1.6 a floating charge holder over the Buyer's assets has become entitled to appoint or has appointed an administrative receiver;
- 14.1.7 a person becomes entitled to appoint a receiver over the Buyer's assets or a receiver is appointed over the Buyer's assets;
- 14.1.8 any event occurs, or proceeding is taken, with respect to the Buyer in any jurisdiction to which it is subject that has an effect equivalent or similar to any of the events in Conditions 14.1.1 to 14.1.7 (inclusive).
- 14.1.9 the Buyer suspends, threatens to suspend, ceases or threatens to cease to carry on all or substantially the whole of its business; or
- 14.1.10 the Buyer's financial position deteriorates to such an extent that in Mila's opinion the Buyer's capability to adequately fulfil its obligations has been placed in jeopardy.
- 14.2 The Buyer shall immediately notify Mila in writing if:-

- 14.2.1 there is any change in the ownership,

management or control of the Buyer;

- 14.2.2 there is any sale or transfer of a material part of the Buyer's business or assets;
- 14.2.3 the Buyer, being a sole trader, entering into partnership with others; or
- 14.2.4 the Buyer, being a sole trader or a partnership, becomes incorporated or amalgamated with others.
- 14.3 If any of the events listed at Condition 14.2 occur any credit facilities granted by Mila shall automatically terminate and the balance of such account shall become immediately payable in full
- 14.4 If any of the events detailed in Condition 14.1 occur, Mila reserve the right to terminate the warranty for certain products as stated in Mila's brochure at the date of the contract.
- 14.5 Should the Buyer fail to notify Mila of the occurrence of any of the events listed in Conditions 14.2.1 – 14.2.4 above the Buyer shall be jointly and severally liable to pay all sums due to Mila in respect of goods and/or services supplied to the changed entity until the date that written notice is received by Mila.
- 14.6 The Buyer shall be jointly and severally liable for all sums due to Mila in respect of goods and/or services supplied to any individual, partnership or other legal entity that makes use of the customer's credit account facility.
- 14.7 Mila may (without prejudice to its other rights or remedies) terminate or suspend Mila's performance of the whole or any outstanding part of the contract if the Buyer fails to take delivery of or to pay for the goods on the date required or breaches any other term of contract, or if the customer is late in payment or performance under or otherwise breaches

Terms & Conditions of Sale **Continued**

any other contract for the sale and purchase of goods or services between the Buyer and Mila. Mila may also suspend deliveries while investigating any claim relating to prior deliveries (under any contract) of goods.

15. FORCE MAJEURE

Mila shall be under no liability for any failure to perform any of its obligations under the contract if and to the extent that the failure is caused by a Force Majeure Event. A Force Majeure Event includes but is not limited to, an act of God, terrorism, war, riot, extreme adverse weather conditions, fires, governmental restriction, condition or control or by reason of any act done or not done pursuant to a trade dispute, shortages of labour or materials or breakdown of machinery or any other matter (whether or not similar to the foregoing) outside the control of Mila.

16. ATTENDANCE ON SITE

If Mila attends, or arranges for an attendance to be made, at the Buyer's premises or the premises of any third party for any reason connected with the contract, the Buyer shall indemnify Mila in respect of all claims made or proceedings taken against Mila (and associated legal costs incurred by Mila) by any person, firm or company, including employees of Mila, or of the Buyer or of any contractor employed by the Buyer (or their personal representatives), whether in respect of death, personal injury or damage to property arising directly or indirectly from the attendance at such premises.

17. CONSUMER PROTECTION ACT 1987 (THE "ACT")

17.1 In circumstances in which Mila supplies goods to the Buyer for incorporation with, or use ancillary to, any composite or other products to be produced, manufactured, processed or supplied by the Buyer or a third party then:-

17.1.1 the Buyer shall immediately on demand produce for inspection by Mila copies of all written instructions, information and warnings to be supplied by the Buyer in relation to the composite or other products, provided that such inspection or right to inspect shall not of itself constitute acceptance or approval on the part of Mila of such instructions, information or warnings; and

17.1.2 the Buyer shall indemnify, reimburse and compensate Mila for all losses and damages (including costs, expenses and charges for legal actions in which Mila may be involved) which Mila may incur, or have to bear, if any claim or claims shall be made against Mila, pursuant to the Act or otherwise, relating to the composite or other products in circumstances in which the goods supplied by Mila are either (i) not the defective part of the composite or other product, or (ii) are only rendered the defective part or became a defective product by reason of acts or omissions of the Buyer or a third party (including without limitation the supply of defective free issue materials), or (iii) are only rendered the defective part or became a defective product by reason of instructions or warnings given by the Buyer or other supplier of the composite or other products or (iv) are supplied in accordance with a specification or drawings furnished by, or on behalf of, the Buyer.

17.2 For the purposes of Condition 17.1 only, the word "defective" shall be interpreted in

accordance with the definition of "defect" contained in Part 1 of the Act.

- 17.3 The Buyer acknowledges that it is under a duty to pass on to its customers all instructions, information and warnings supplied to it by Mila with the goods.

18. GENERAL

- 18.1 The contract is entered into between Mila and the Buyer as principals and the Buyer shall not be entitled to assign the benefit or burden of it or of any interest in it (including but not limited to any guarantee) without the prior written consent of Mila. Mila shall be entitled to sub-contract the whole or part of its obligations under the contract and to assign its interest in the contract.

- 18.2 If these conditions shall be or become void in whole or in part, the other provisions shall remain valid and enforceable and the void provisions shall, where appropriate, be replaced by other provisions corresponding as closely as possible with the void provisions.

- 18.3 A failure by Mila to exercise, or a delay in exercising, any right or remedy under this Agreement shall not constitute a waiver of the right or remedy or a waiver of any other rights or remedies which Mila may otherwise have and no single or partial exercise of any right or remedy under this Agreement shall prevent any further exercise of the right or remedy or the exercise of any other right or remedy.

- 18.4 Any waiver by Mila of a breach of any of the terms of this Agreement or of any default under this Agreement shall not be deemed a waiver by Mila of any subsequent breach or default and shall not affect the other terms of this

Agreement.

- 18.5 A person who is not a party to the Agreement (a "third party") shall have no rights pursuant to the Contracts (Rights of Third Parties) Act 1999 (the "Act") to enforce any of these conditions. Any right or remedy of a third party which exists or is available apart from the Act is not affected.

- 18.6 The parties agree that any disputes arising or in any way connected with the subject matter of this Agreement (whether of a contractual or tortious nature or otherwise) shall be subject to the laws of England and in the case of proceedings issued against Mila shall be subject to the jurisdiction of the English courts only.

- 18.7 Credit reference agencies - We will make a search and/or enquiry of a credit reference agency that will keep a record of such search and may share it with other businesses. In doing so we will also share your personal data and trade performance with such credit agencies who may go on to share such information with third parties in assessing applications for credit and fraud prevention. For Credit Circle members information including trade credit performance will be made available to other organisations.

- 18.8 To the extent any personal data is collected or processed under or in connection with these Conditions it shall be collected or processed in accordance with applicable law and the Sellers privacy policy (and where applicable cookies policy) which can be downloaded from our website at www.mila.co.uk.